

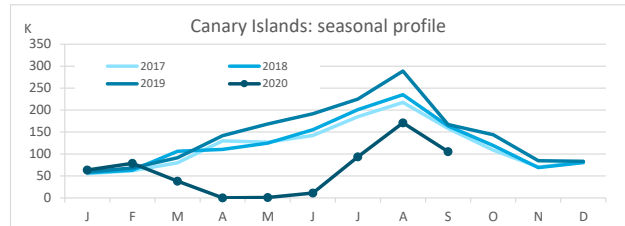
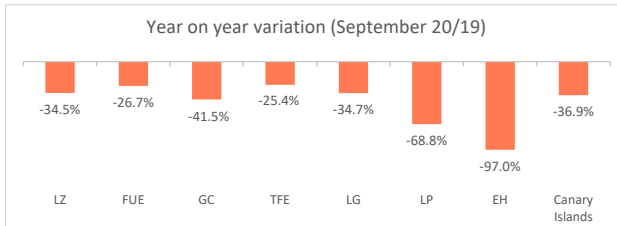
# Domestic tourism

## September 2020



### Canary Islands residents staying in tourist accommodation by island of stay

	Lanzarote	Fuerteventura	Gran Canaria	Tenerife	La Gomera	La Palma	El Hierro	Canary Islands
September 2019	12,101	16,904	76,288	43,312	9,368	6,504	2,580	167,057
September 2020	7,924	12,389	44,593	32,294	6,120	2,032	77	105,429
% residents in the island	31.5%	53.3%	78.9%	6.2%	1.5%	40.7%	0.0%	100%
Change, 20-19	-4,177	-4,515	-31,695	-11,018	-3,248	-4,472	-2,503	-61,628
Change, % 20-19	-34.5%	-26.7%	-41.5%	-25.4%	-34.7%	-68.8%	-97.0%	-36.9%



### Canary Islands residents staying in tourist accommodation by island of residence and island of stay

ISLAND OF RESIDENCE	ISLAND OF STAY								CANARY ISLANDS
	Lanzarote	Fuerteventura	Gran Canaria	Tenerife	La Gomera	La Palma	El Hierro		
Lanzarote	2,497	362	418	489	7	19	0		3,792
Fuerteventura	779	6,608	3,154	72	2	16	0		10,631
Gran Canaria	3,220	2,457	35,190	1,707	268	485	5		43,332
Tenerife	1,252	1,941	2,009	26,496	5,710	569	72		38,049
La Gomera	0	217	660	308	94	23	0		1,302
La Palma	176	804	3,162	2,793	29	828	0		7,792
El Hierro	0	0	0	429	10	92	0		531
<b>CANARY ISLANDS</b>	<b>7,924</b>	<b>12,389</b>	<b>44,593</b>	<b>32,294</b>	<b>6,120</b>	<b>2,032</b>	<b>77</b>		<b>105,429</b>

### Year on year variation: September 2020/2019

ISLAND OF RESIDENCE	ISLAND OF STAY								CANARY ISLANDS
	Lanzarote	Fuerteventura	Gran Canaria	Tenerife	La Gomera	La Palma	El Hierro		
Lanzarote	-33.6%	-46.8%	-95.3%	-11.9%	250.0%	-93.7%	-100.0%		-73.2%
Fuerteventura	90.9%	334.7%	-47.7%	-81.3%	-77.8%	-85.3%	--		25.7%
Gran Canaria	-30.6%	-71.7%	-17.1%	-78.3%	-55.3%	-59.1%	-97.9%		-34.0%
Tenerife	-39.1%	-56.8%	-88.4%	-4.9%	-32.5%	-71.4%	-96.9%		-41.0%
La Gomera	-100.0%	--	26.7%	-88.1%	-21.0%	-59.6%	--		-63.3%
La Palma	-81.8%	-37.3%	180.8%	-21.2%	-83.6%	-70.6%	-100.0%		-21.8%
El Hierro	--	-100.0%	-100.0%	-16.2%	--	148.6%	--		-35.8%
<b>CANARY ISLANDS</b>	<b>-34.5%</b>	<b>-26.7%</b>	<b>-41.5%</b>	<b>-25.4%</b>	<b>-34.7%</b>	<b>-68.8%</b>	<b>-97.0%</b>		<b>-36.9%</b>

### Canary Islands residents travelling to other islands (residents of each island are excluded)

	Lanzarote	Fuerteventura	Gran Canaria	Tenerife	La Gomera	La Palma	El Hierro	Canary Islands
Outbound tourism	1,295	4,023	8,142	11,553	1,208	6,964	531	33,716
Year on year variation (%)	-87.5%	-42.0%	-64.9%	-68.5%	-64.8%	-2.5%	-35.8%	-61.9%
Inbound tourism	5,427	5,781	9,403	5,798	6,026	1,204	77	33,716
Year on year variation (%)	-34.9%	-62.4%	-72.2%	-62.4%	-34.8%	-67.3%	-97.0%	-61.9%
Net balance	4,132	1,758	1,261	-5,755	4,818	-5,760	-454	0

### Distribution by island of residence

ISLAND OF RESIDENCE	ISLAND OF STAY								CANARY ISLANDS
	Lanzarote	Fuerteventura	Gran Canaria	Tenerife	La Gomera	La Palma	El Hierro		
Lanzarote	31.5%	2.9%	0.9%	1.5%	0.1%	0.9%	0.0%		3.6%
Fuerteventura	9.8%	53.3%	7.1%	0.2%	0.0%	0.8%	0.0%		10.1%
Gran Canaria	40.6%	19.8%	78.9%	5.3%	4.4%	23.9%	6.5%		41.1%
Tenerife	15.8%	15.7%	4.5%	82.0%	93.3%	28.0%	93.5%		36.1%
La Gomera	0.0%	1.8%	1.5%	1.0%	1.5%	1.1%	0.0%		1.2%
La Palma	2.2%	6.5%	7.1%	8.6%	0.5%	40.7%	0.0%		7.4%
El Hierro	0.0%	0.0%	0.0%	1.3%	0.2%	4.5%	0.0%		0.5%
<b>CANARY ISLANDS</b>	<b>100%</b>	<b>100%</b>	<b>100%</b>	<b>100%</b>	<b>100%</b>	<b>100%</b>	<b>100%</b>		<b>100%</b>

### Distribution by island of stay

ISLAND OF RESIDENCE	ISLAND OF STAY								CANARY ISLANDS
	Lanzarote	Fuerteventura	Gran Canaria	Tenerife	La Gomera	La Palma	El Hierro		
Lanzarote	65.8%	9.5%	11.0%	12.9%	0.2%	0.5%	0.0%		100%
Fuerteventura	7.3%	62.2%	29.7%	0.7%	0.0%	0.2%	0.0%		100%
Gran Canaria	7.4%	5.7%	81.2%	3.9%	0.6%	1.1%	0.0%		100%
Tenerife	3.3%	5.1%	5.3%	69.6%	15.0%	1.5%	0.2%		100%
La Gomera	0.0%	16.7%	50.7%	23.7%	7.2%	1.8%	0.0%		100%
La Palma	2.3%	10.3%	40.6%	35.8%	0.4%	10.6%	0.0%		100%
El Hierro	0.0%	0.0%	0.0%	80.8%	1.9%	17.3%	0.0%		100%
<b>CANARY ISLANDS</b>	<b>7.5%</b>	<b>11.8%</b>	<b>42.3%</b>	<b>30.6%</b>	<b>5.8%</b>	<b>1.9%</b>	<b>0.1%</b>		<b>100%</b>

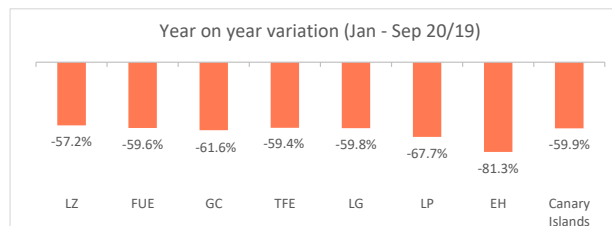
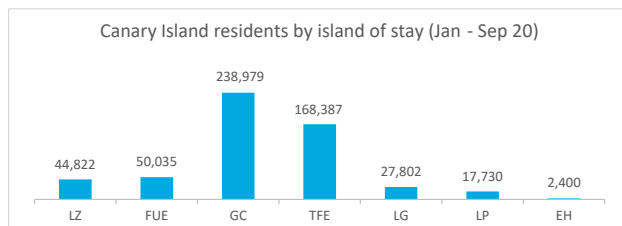
# Domestic tourism

## January - September 2020



### Canary Islands residents staying in tourist accommodation by island of stay

	Lanzarote	Fuerteventura	Gran Canaria	Tenerife	La Gomera	La Palma	El Hierro	Canary Islands
Jan-Sep 2019	104,827	123,735	621,839	414,493	69,186	54,868	12,808	1,401,756
Jan-Sep 2020	44,822	50,035	238,979	168,387	27,802	17,730	2,400	562,299
% tourist of the island	26.1%	44.8%	69.8%	20.9%	2.6%	29.6%	4.7%	100%
Change, 20-19	-60,005	-73,700	-382,860	-246,106	-41,384	-37,138	-10,408	-839,457
Change, % 20-19	-57.2%	-59.6%	-61.6%	-59.4%	-59.8%	-67.7%	-81.3%	-59.9%



### Canary Islands residents staying in tourist accommodation by island of residence and island of stay

ISLAND OF RESIDENCE	ISLAND OF STAY								CANARY ISLANDS
	Lanzarote	Fuerteventura	Gran Canaria	Tenerife	La Gomera	La Palma	El Hierro		
Lanzarote	11,701	2,874	9,282	2,752	60	392	0		27,872
Fuerteventura	5,263	22,399	13,177	1,977	181	773	0		44,159
Gran Canaria	17,088	9,095	166,737	17,251	1,899	3,817	437		220,987
Tenerife	7,027	11,673	35,164	119,841	24,371	6,440	1,347		210,612
La Gomera	37	234	5,133	3,667	723	361	32		10,385
La Palma	3,693	3,625	9,042	18,203	520	5,252	471		41,764
El Hierro	13	135	444	4,696	48	695	113		6,322
<b>CANARY ISLANDS</b>	<b>44,822</b>	<b>50,035</b>	<b>238,979</b>	<b>168,387</b>	<b>27,802</b>	<b>17,730</b>	<b>2,400</b>		<b>562,299</b>

### Year on year variation: January - September 2020/2019

ISLAND OF RESIDENCE	ISLAND OF STAY								CANARY ISLANDS
	Lanzarote	Fuerteventura	Gran Canaria	Tenerife	La Gomera	La Palma	El Hierro		
Lanzarote	-65.3%	-61.9%	-78.4%	-47.5%	7.1%	-89.8%	-100.0%		-70.2%
Fuerteventura	-28.7%	30.0%	-80.0%	-67.6%	135.1%	-49.2%	-100.0%		-55.1%
Gran Canaria	-48.0%	-84.8%	-54.5%	-66.2%	-37.0%	-44.4%	-74.2%		-57.6%
Tenerife	-64.4%	-59.9%	-64.7%	-55.9%	-61.8%	-64.5%	-84.4%		-58.8%
La Gomera	-90.3%	98.3%	-76.3%	-72.7%	-50.6%	-76.1%	-85.1%		-73.2%
La Palma	-65.3%	-58.6%	-56.0%	-65.4%	-20.4%	-76.9%	-17.4%		-64.2%
El Hierro	-89.4%	-87.6%	-90.9%	-67.4%	-63.1%	157.4%	-92.3%		-71.7%
<b>CANARY ISLANDS</b>	<b>-57.2%</b>	<b>-59.6%</b>	<b>-61.6%</b>	<b>-59.4%</b>	<b>-59.8%</b>	<b>-67.7%</b>	<b>-81.3%</b>		<b>-59.9%</b>

### Canary Islands residents travelling to other islands (residents of each island are excluded)

	Lanzarote	Fuerteventura	Gran Canaria	Tenerife	La Gomera	La Palma	El Hierro	Canary Islands
Outbound tourism	16,171	21,760	54,250	90,771	9,662	36,512	6,209	235,335
Year on year variation (%)	-72.9%	-73.2%	-65.1%	-62.0%	-74.1%	-61.1%	-70.3%	-65.8%
Inbound tourism	33,121	27,636	72,242	48,546	27,079	12,478	2,287	223,389
Year on year variation (%)	-53.4%	-74.1%	-71.8%	-66.0%	-60.0%	-61.2%	-79.8%	-67.5%
Net balance	16,950	5,876	17,992	-42,225	17,417	-24,034	-3,922	-11,946

### Distribution by island of residence

ISLAND OF RESIDENCE	ISLAND OF STAY								CANARY ISLANDS
	Lanzarote	Fuerteventura	Gran Canaria	Tenerife	La Gomera	La Palma	El Hierro		
Lanzarote	26.1%	5.7%	3.9%	1.6%	0.2%	2.2%	0.0%		5.0%
Fuerteventura	11.7%	44.8%	5.5%	1.2%	0.7%	4.4%	0.0%		7.9%
Gran Canaria	38.1%	18.2%	69.8%	10.2%	6.8%	21.5%	18.2%		39.3%
Tenerife	15.7%	23.3%	14.7%	71.2%	87.7%	36.3%	56.1%		37.5%
La Gomera	0.1%	0.5%	2.1%	2.2%	2.6%	2.0%	1.3%		1.8%
La Palma	8.2%	7.2%	3.8%	10.8%	1.9%	29.6%	19.6%		7.4%
El Hierro	0.0%	0.3%	0.2%	2.8%	0.2%	3.9%	4.7%		1.1%
<b>CANARY ISLANDS</b>	<b>100%</b>	<b>100%</b>	<b>100%</b>	<b>100%</b>	<b>100%</b>	<b>100%</b>	<b>100%</b>		<b>100%</b>

### Distribution by island of stay

ISLAND OF RESIDENCE	ISLAND OF STAY								CANARY ISLANDS
	Lanzarote	Fuerteventura	Gran Canaria	Tenerife	La Gomera	La Palma	El Hierro		
Lanzarote	42.0%	10.3%	33.3%	9.9%	0.2%	1.4%	0.0%		100%
Fuerteventura	11.9%	50.7%	29.8%	4.5%	0.4%	1.8%	0.0%		100%
Gran Canaria	7.7%	4.1%	75.5%	7.8%	0.9%	1.7%	0.2%		100%
Tenerife	3.3%	5.5%	16.7%	56.9%	11.6%	3.1%	0.6%		100%
La Gomera	0.4%	2.3%	49.4%	35.3%	7.0%	3.5%	0.3%		100%
La Palma	8.8%	8.7%	21.7%	43.6%	1.2%	12.6%	1.1%		100%
El Hierro	0.2%	2.1%	7.0%	74.3%	0.8%	11.0%	1.8%		100%
<b>CANARY ISLANDS</b>	<b>8.0%</b>	<b>8.9%</b>	<b>42.5%</b>	<b>29.9%</b>	<b>4.9%</b>	<b>3.2%</b>	<b>0.4%</b>		<b>100%</b>