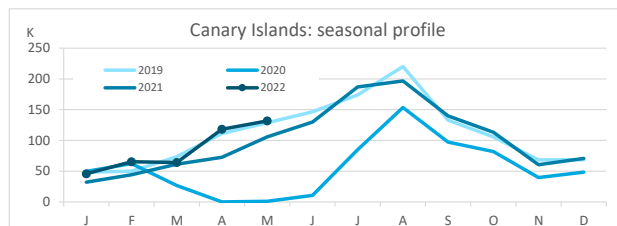
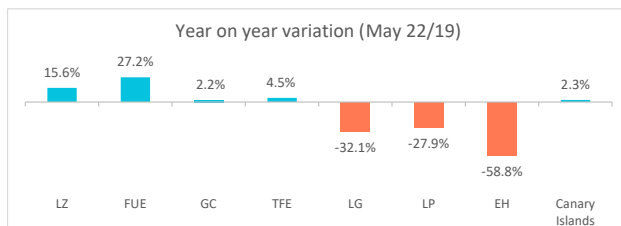


Canary Islands residents staying in tourist accommodation by island of stay

	Lanzarote	Fuerteventura	Gran Canaria	Tenerife	La Gomera	La Palma	El Hierro	Canary Islands
May 2019	8,892	9,611	57,820	39,995	6,320	4,850	1,356	128,844
May 2022	10,282	12,226	59,097	41,792	4,292	3,499	558	131,746
% residents in the island	20.7%	19.0%	62.4%	52.7%	2.1%	42.5%	0.4%	100%
Change, 22-19	1,390	2,615	1,277	1,797	-2,028	-1,351	-798	2,902
Change, % 22-19	15.6%	27.2%	2.2%	4.5%	-32.1%	-27.9%	-58.8%	2.3%



Canary Islands residents staying in tourist accommodation by island of residence and island of stay

		ISLAND OF STAY							
		Lanzarote	Fuerteventura	Gran Canaria	Tenerife	La Gomera	La Palma	El Hierro	CANARY ISLANDS
ISLAND OF RESIDENCE	Lanzarote	2,126	1,295	5,394	3,901	3	38	0	12,757
	Fuerteventura	1,374	2,327	4,397	235	0	62	12	8,407
	Gran Canaria	2,696	5,717	36,874	6,733	445	942	41	53,448
	Tenerife	3,572	1,602	9,706	22,014	3,727	712	472	41,805
	La Gomera	0	0	1	632	90	123	0	846
	La Palma	514	1,285	2,282	7,545	27	1,488	31	13,172
	El Hierro	0	0	443	732	0	134	2	1,311
	CANARY ISLANDS	10,282	12,226	59,097	41,792	4,292	3,499	558	131,746

Year on year variation: May 2022/2019

		ISLAND OF STAY							
		Lanzarote	Fuerteventura	Gran Canaria	Tenerife	La Gomera	La Palma	El Hierro	CANARY ISLANDS
ISLAND OF RESIDENCE	Lanzarote	-33.7%	102.3%	99.0%	1075.0%	-57.1%	-92.0%	-	73.1%
	Fuerteventura	186.8%	86.5%	207.3%	-52.7%	-100.0%	-47.5%	-	122.4%
	Gran Canaria	15.6%	41.7%	-13.7%	52.8%	116.0%	67.0%	-90.7%	-2.3%
	Tenerife	90.6%	-41.8%	5.1%	-22.1%	-34.6%	-50.4%	-48.5%	-16.7%
	La Gomera	-	-	-99.6%	-26.7%	-65.4%	51.9%	-	-41.1%
	La Palma	-47.6%	72.3%	55.4%	51.4%	-73.8%	-31.4%	-	26.0%
	El Hierro	-100.0%	-100.0%	1376.7%	10.9%	-100.0%	1814.3%	-	39.0%
	CANARY ISLANDS	15.6%	27.2%	2.2%	4.5%	-32.1%	-27.9%	-58.8%	2.3%

Canary Islands residents travelling to other islands (residents of each island are excluded)

		Lanzarote	Fuerteventura	Gran Canaria	Tenerife	La Gomera	La Palma	El Hierro	CANARY ISLANDS
Outbound tourism		10,631	6,080	16,574	19,791	756	11,684	1,309	66,825
Year on year variation (%)		155.2%	140.1%	38.3%	-9.7%	-35.8%	41.1%	38.8%	31.0%
Inbound tourism		8,156	9,899	22,223	19,778	4,202	2,011	556	66,825
Year on year variation (%)		43.4%	18.4%	47.1%	68.5%	-30.7%	-25.0%	-59.0%	31.0%
Net balance		-2,475	3,819	5,649	-13	3,446	-9,673	-753	0

Distribution by island of residence

		ISLAND OF STAY							
		Lanzarote	Fuerteventura	Gran Canaria	Tenerife	La Gomera	La Palma	El Hierro	CANARY ISLANDS
ISLAND OF RESIDENCE	Lanzarote	20.7%	10.6%	9.1%	9.3%	0.1%	1.1%	0.0%	9.7%
	Fuerteventura	13.4%	19.0%	7.4%	0.6%	0.0%	1.8%	2.2%	6.4%
	Gran Canaria	26.2%	46.8%	62.4%	16.1%	10.4%	26.9%	7.3%	40.6%
	Tenerife	34.7%	13.1%	16.4%	52.7%	86.8%	20.3%	84.6%	31.7%
	La Gomera	0.0%	0.0%	0.0%	1.5%	2.1%	3.5%	0.0%	0.6%
	La Palma	5.0%	10.5%	3.9%	18.1%	0.6%	42.5%	5.6%	10.0%
	El Hierro	0.0%	0.0%	0.7%	1.8%	0.0%	3.8%	0.4%	1.0%
	CANARY ISLANDS	100%	100%	100%	100%	100%	100%	100%	100%

Distribution by island of stay

		ISLAND OF STAY							
		Lanzarote	Fuerteventura	Gran Canaria	Tenerife	La Gomera	La Palma	El Hierro	CANARY ISLANDS
ISLAND OF RESIDENCE	Lanzarote	16.7%	10.2%	42.3%	30.6%	0.0%	0.3%	0.0%	100%
	Fuerteventura	16.3%	27.7%	52.3%	2.8%	0.0%	0.7%	0.1%	100%
	Gran Canaria	5.0%	10.7%	69.0%	12.6%	0.8%	1.8%	0.1%	100%
	Tenerife	8.5%	3.8%	23.2%	52.7%	8.9%	1.7%	1.1%	100%
	La Gomera	0.0%	0.0%	0.1%	74.7%	10.6%	14.5%	0.0%	100%
	La Palma	3.9%	9.8%	17.3%	57.3%	0.2%	11.3%	0.2%	100%
	El Hierro	0.0%	0.0%	33.8%	55.8%	0.0%	10.2%	0.2%	100%
	CANARY ISLANDS	7.8%	9.3%	44.9%	31.7%	3.3%	2.7%	0.4%	100%

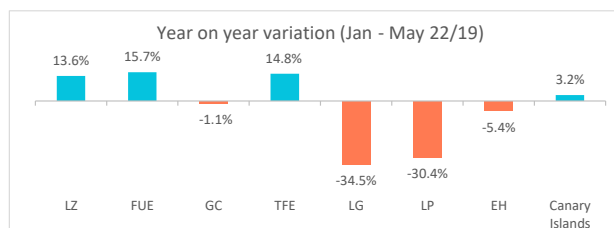
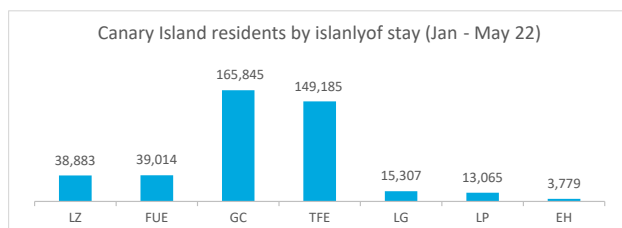
# Domestic tourism

## January - May 2022



### Canary Islands residents staying in tourist accommodation by island of stay

	Lanzarote	Fuerteventura	Gran Canaria	Tenerife	La Gomera	La Palma	El Hierro	Canary Islands
Jan-May 2019	34,234	33,731	167,751	129,903	23,358	18,785	3,993	411,755
Jan-May 2022	38,883	39,014	165,845	149,185	15,307	13,065	3,779	425,078
% tourist of the island	26.0%	10.7%	59.6%	45.8%	2.6%	34.5%	0.1%	100%
Change, 22-19	4,649	5,283	-1,906	19,282	-8,051	-5,720	-214	13,323
Change, % 22-19	13.6%	15.7%	-1.1%	14.8%	-34.5%	-30.4%	-5.4%	3.2%



### Canary Islands residents staying in tourist accommodation by island of residence and island of stay

ISLAND OF RESIDENCE	ISLAND OF STAY							
	Lanzarote	Fuerteventura	Gran Canaria	Tenerife	La Gomera	La Palma	El Hierro	CANARY ISLANDS
Lanzarote	10,128	4,940	17,455	8,461	36	242	22	41,284
Fuerteventura	2,365	4,190	12,587	4,110	9	278	27	23,566
Gran Canaria	10,222	18,949	98,899	21,123	1,497	2,871	1,138	154,699
Tenerife	14,015	5,496	30,061	68,354	13,110	3,917	1,528	136,481
La Gomera	2	30	587	6,227	401	389	0	7,636
La Palma	2,142	5,299	5,558	35,840	222	4,512	1,062	54,635
El Hierro	9	110	698	5,070	32	856	2	6,777
CANARY ISLANDS	38,883	39,014	165,845	149,185	15,307	13,065	3,779	425,078

### Year on year variation: January - May 2022/2019

ISLAND OF RESIDENCE	ISLAND OF STAY							
	Lanzarote	Fuerteventura	Gran Canaria	Tenerife	La Gomera	La Palma	El Hierro	CANARY ISLANDS
Lanzarote	2.1%	178.9%	44.7%	278.4%	63.6%	-85.1%	-48.8%	49.2%
Fuerteventura	-13.9%	-16.8%	-1.5%	31.2%	-52.6%	-41.5%	-80.7%	-3.1%
Gran Canaria	-15.6%	24.7%	-9.7%	24.9%	83.2%	21.2%	36.3%	-1.9%
Tenerife	120.9%	-29.9%	22.1%	-15.4%	-39.5%	-32.8%	-37.6%	-8.7%
La Gomera	-77.8%	-	51.7%	38.2%	-30.6%	-3.2%	-	29.8%
La Palma	-28.9%	45.3%	8.6%	120.3%	9.4%	-43.3%	155.9%	49.2%
El Hierro	-90.7%	-55.3%	-78.8%	-16.8%	-33.3%	579.4%	-98.2%	-32.3%
CANARY ISLANDS	13.6%	15.7%	-1.1%	14.8%	-34.5%	-30.4%	-5.4%	3.2%

### Canary Islands residents travelling to other islands (residents of each island are excluded)

	Lanzarote	Fuerteventura	Gran Canaria	Tenerife	La Gomera	La Palma	El Hierro	CANARY ISLANDS
Outbound tourism	31,156	19,376	55,800	68,127	7,235	50,123	6,775	238,592
Year on year variation (%)	75.4%	0.4%	15.7%	-0.9%	36.4%	74.9%	-31.6%	20.6%
Inbound tourism	28,755	34,824	66,946	80,831	14,906	8,553	3,777	238,592
Year on year variation (%)	18.2%	21.4%	14.9%	64.5%	-34.6%	-21.0%	-2.7%	20.6%
Net balance	-2,401	15,448	11,146	12,704	7,671	-41,570	-2,998	0

### Distribution by island of residence

ISLAND OF RESIDENCE	ISLAND OF STAY							
	Lanzarote	Fuerteventura	Gran Canaria	Tenerife	La Gomera	La Palma	El Hierro	CANARY ISLANDS
Lanzarote	26.0%	12.7%	10.5%	5.7%	0.2%	1.9%	0.6%	9.7%
Fuerteventura	6.1%	10.7%	7.6%	2.8%	0.1%	2.1%	0.7%	5.5%
Gran Canaria	26.3%	48.6%	59.6%	14.2%	9.8%	22.0%	30.1%	36.4%
Tenerife	36.0%	14.1%	18.1%	45.8%	85.6%	30.0%	40.4%	32.1%
La Gomera	0.0%	0.1%	0.4%	4.2%	2.6%	3.0%	0.0%	1.8%
La Palma	5.5%	13.6%	3.4%	24.0%	1.5%	34.5%	28.1%	12.9%
El Hierro	0.0%	0.3%	0.4%	3.4%	0.2%	6.6%	0.1%	1.6%
CANARY ISLANDS	100%	100%	100%	100%	100%	100%	100%	100%

### Distribution by island of stay

ISLAND OF RESIDENCE	ISLAND OF STAY							
	Lanzarote	Fuerteventura	Gran Canaria	Tenerife	La Gomera	La Palma	El Hierro	CANARY ISLANDS
Lanzarote	24.5%	12.0%	42.3%	20.5%	0.1%	0.6%	0.1%	100%
Fuerteventura	10.0%	17.8%	53.4%	17.4%	0.0%	1.2%	0.1%	100%
Gran Canaria	6.6%	12.2%	63.9%	13.7%	1.0%	1.9%	0.7%	100%
Tenerife	10.3%	4.0%	22.0%	50.1%	9.6%	2.9%	1.1%	100%
La Gomera	0.0%	0.4%	7.7%	81.5%	5.3%	5.1%	0.0%	100%
La Palma	3.9%	9.7%	10.2%	65.6%	0.4%	8.3%	1.9%	100%
El Hierro	0.1%	1.6%	10.3%	74.8%	0.5%	12.6%	0.0%	100%
CANARY ISLANDS	9.1%	9.2%	39.0%	35.1%	3.6%	3.1%	0.9%	100%