

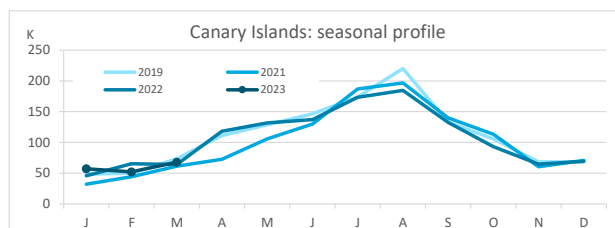
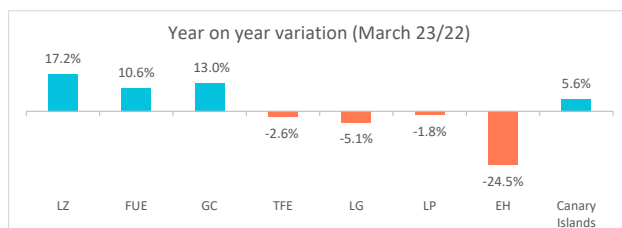
Domestic tourism

March 2023



Canary Islands residents staying in tourist accommodation by island of stay

	Lanzarote	Fuerteventura	Gran Canaria	Tenerife	La Gomera	La Palma	El Hierro	Canary Islands
March 2022	6,506	5,587	21,886	24,919	2,505	2,282	515	64,200
March 2023	7,624	6,180	24,732	24,279	2,378	2,241	389	67,823
% residents in the island	22.4%	24.8%	58.4%	55.0%	8.4%	38.1%	0.0%	100%
Change, 23-22	1,118	593	2,846	-640	-127	-41	-126	3,623
Change, % 23-22	17.2%	10.6%	13.0%	-2.6%	-5.1%	-1.8%	-24.5%	5.6%



Canary Islands residents staying in tourist accommodation by island of residence and island of stay

		ISLAND OF STAY							
		Lanzarote	Fuerteventura	Gran Canaria	Tenerife	La Gomera	La Palma	El Hierro	CANARY ISLANDS
ISLAND OF RESIDENCE	Lanzarote	1,709	1,048	4,501	855	1	163	51	8,328
	Fuerteventura	1,030	1,530	1,417	372	1	39	0	4,389
	Gran Canaria	1,279	1,776	14,441	3,335	235	363	76	21,505
	Tenerife	2,623	537	3,079	13,346	1,921	629	249	22,384
	La Gomera	6	0	753	480	200	28	0	1,467
	La Palma	707	1,255	407	3,394	19	853	13	6,648
	El Hierro	270	34	134	2,497	1	166	0	3,102
	CANARY ISLANDS	7,624	6,180	24,732	24,279	2,378	2,241	389	67,823

Year on year variation: March 2023/2022

		ISLAND OF STAY							
		Lanzarote	Fuerteventura	Gran Canaria	Tenerife	La Gomera	La Palma	El Hierro	CANARY ISLANDS
ISLAND OF RESIDENCE	Lanzarote	-5.7%	63.8%	52.7%	-73.1%	-	33.6%	-	-4.3%
	Fuerteventura	787.9%	289.3%	-38.4%	-0.8%	-83.3%	-60.2%	-100.0%	33.2%
	Gran Canaria	-50.0%	-39.2%	35.1%	0.5%	-26.8%	22.6%	442.9%	6.9%
	Tenerife	43.3%	-35.6%	-38.7%	53.6%	-2.3%	-32.6%	-24.3%	14.2%
	La Gomera	-	-	1348.1%	-66.2%	166.7%	-78.3%	-	-12.5%
	La Palma	284.2%	57.5%	-53.4%	-51.6%	-84.9%	24.9%	-92.2%	-32.4%
	El Hierro	13400.0%	-	4366.7%	167.9%	-90.9%	690.5%	-	220.1%
	CANARY ISLANDS	17.2%	10.6%	13.0%	-2.6%	-5.1%	-1.8%	-24.5%	5.6%

Canary Islands residents travelling to other islands (residents of each island are excluded)

	Lanzarote	Fuerteventura	Gran Canaria	Tenerife	La Gomera	La Palma	El Hierro	CANARY ISLANDS
Outbound tourism	6,619	2,859	7,064	9,038	1,267	5,795	3,102	35,744
Year on year variation (%)	-3.9%	-1.4%	-25.1%	-17.2%	-20.9%	-36.7%	220.1%	-14.6%
Inbound tourism	5,915	4,650	10,291	10,933	2,178	1,388	389	35,744
Year on year variation (%)	26.0%	-10.5%	-8.1%	-32.6%	-10.4%	-13.2%	-24.5%	-14.6%
Net balance	-704	1,791	3,227	1,895	911	-4,407	-2,713	0

Distribution by island of residence

		ISLAND OF STAY							
		Lanzarote	Fuerteventura	Gran Canaria	Tenerife	La Gomera	La Palma	El Hierro	CANARY ISLANDS
ISLAND OF RESIDENCE	Lanzarote	22.4%	17.0%	18.2%	3.5%	0.0%	7.3%	13.1%	12.3%
	Fuerteventura	13.5%	24.8%	5.7%	1.5%	0.0%	1.7%	0.0%	6.5%
	Gran Canaria	16.8%	28.7%	58.4%	13.7%	9.9%	16.2%	19.5%	31.7%
	Tenerife	34.4%	8.7%	12.4%	55.0%	80.8%	28.1%	64.0%	33.0%
	La Gomera	0.1%	0.0%	3.0%	2.0%	8.4%	1.2%	0.0%	2.2%
	La Palma	9.3%	20.3%	1.6%	14.0%	0.8%	38.1%	3.3%	9.8%
	El Hierro	3.5%	0.6%	0.5%	10.3%	0.0%	7.4%	0.0%	4.6%
	CANARY ISLANDS	100%	100%	100%	100%	100%	100%	100%	100%

Distribution by island of stay

		ISLAND OF STAY							
		Lanzarote	Fuerteventura	Gran Canaria	Tenerife	La Gomera	La Palma	El Hierro	CANARY ISLANDS
ISLAND OF RESIDENCE	Lanzarote	20.5%	12.6%	54.0%	10.3%	0.0%	2.0%	0.6%	100%
	Fuerteventura	23.5%	34.9%	32.3%	8.5%	0.0%	0.9%	0.0%	100%
	Gran Canaria	5.9%	8.3%	67.2%	15.5%	1.1%	1.7%	0.4%	100%
	Tenerife	11.7%	2.4%	13.8%	59.6%	8.6%	2.8%	1.1%	100%
	La Gomera	0.4%	0.0%	51.3%	32.7%	13.6%	1.9%	0.0%	100%
	La Palma	10.6%	18.9%	6.1%	51.1%	0.3%	12.8%	0.2%	100%
	El Hierro	8.7%	1.1%	4.3%	80.5%	0.0%	5.4%	0.0%	100%
	CANARY ISLANDS	11.2%	9.1%	36.5%	35.8%	3.5%	3.3%	0.6%	100%

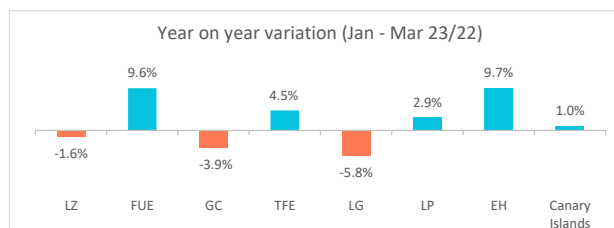
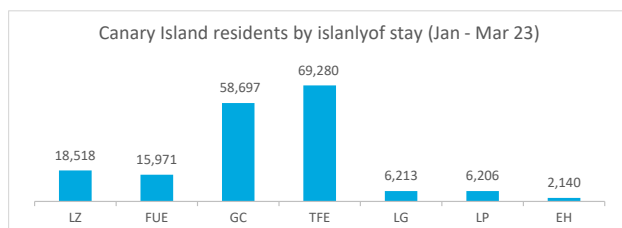
Domestic tourism

January - March 2023



Canary Islands residents staying in tourist accommodation by island of stay

	Lanzarote	Fuerteventura	Gran Canaria	Tenerife	La Gomera	La Palma	El Hierro	Canary Islands
Jan-Mar 2022	18,811	14,575	61,086	66,276	6,597	6,029	1,951	175,325
Jan-Mar 2023	18,518	15,971	58,697	69,280	6,213	6,206	2,140	177,025
% tourist of the island	22.9%	19.5%	54.8%	60.5%	3.9%	35.7%	0.8%	100%
Change, 23-22	-293	1,396	-2,389	3,004	-384	177	189	1,700
Change, % 23-22	-1.6%	9.6%	-3.9%	4.5%	-5.8%	2.9%	9.7%	1.0%



Canary Islands residents staying in tourist accommodation by island of residence and island of stay

ISLAND OF RESIDENCE	ISLAND OF STAY							
	Lanzarote	Fuerteventura	Gran Canaria	Tenerife	La Gomera	La Palma	El Hierro	CANARY ISLANDS
Lanzarote	4,233	2,018	8,986	1,815	2	198	56	17,308
Fuerteventura	2,557	3,122	5,405	873	1	122	87	12,167
Gran Canaria	3,868	7,241	32,152	10,425	644	1,417	366	56,113
Tenerife	5,791	840	8,513	41,903	5,288	1,561	645	64,541
La Gomera	12	0	956	1,323	245	135	0	2,671
La Palma	1,558	2,716	1,900	9,688	32	2,216	969	19,079
El Hierro	499	34	785	3,253	1	557	17	5,146
CANARY ISLANDS	18,518	15,971	58,697	69,280	6,213	6,206	2,140	177,025

Year on year variation: January - March 2023/2022

ISLAND OF RESIDENCE	ISLAND OF STAY							
	Lanzarote	Fuerteventura	Gran Canaria	Tenerife	La Gomera	La Palma	El Hierro	CANARY ISLANDS
Lanzarote	-25.2%	-9.3%	30.2%	-50.2%	-60.0%	31.1%	700.0%	-6.9%
Fuerteventura	364.9%	244.6%	8.9%	-75.5%	-83.3%	-23.3%	866.7%	19.8%
Gran Canaria	-40.3%	4.0%	-4.6%	7.9%	-11.9%	13.9%	-58.5%	-5.9%
Tenerife	5.8%	-54.0%	-34.2%	55.8%	-3.5%	-29.6%	-10.9%	16.2%
La Gomera	500.0%	-100.0%	793.5%	-21.7%	20.7%	-30.4%	-	20.5%
La Palma	143.8%	5.8%	-14.5%	-43.8%	-78.2%	22.5%	193.6%	-23.5%
El Hierro	5444.4%	-52.1%	211.5%	-9.6%	-95.8%	117.6%	-	22.2%
CANARY ISLANDS	-1.6%	9.6%	-3.9%	4.5%	-5.8%	2.9%	9.7%	1.0%

Canary Islands residents travelling to other islands (residents of each island are excluded)

	Lanzarote	Fuerteventura	Gran Canaria	Tenerife	La Gomera	La Palma	El Hierro	CANARY ISLANDS
Outbound tourism	13,075	9,045	23,961	22,638	2,426	16,863	5,129	93,137
Year on year variation (%)	1.1%	-2.2%	-7.7%	-21.0%	20.5%	-27.1%	21.8%	-12.3%
Inbound tourism	14,285	12,849	26,545	27,377	5,968	3,990	2,123	93,137
Year on year variation (%)	8.6%	-6.0%	-3.1%	-30.5%	-6.7%	-5.5%	8.8%	-12.3%
Net balance	1,210	3,804	2,584	4,739	3,542	-12,873	-3,006	0

Distribution by island of residence

ISLAND OF RESIDENCE	ISLAND OF STAY							
	Lanzarote	Fuerteventura	Gran Canaria	Tenerife	La Gomera	La Palma	El Hierro	CANARY ISLANDS
Lanzarote	22.9%	12.6%	15.3%	2.6%	0.0%	3.2%	2.6%	9.8%
Fuerteventura	13.8%	19.5%	9.2%	1.3%	0.0%	2.0%	4.1%	6.9%
Gran Canaria	20.9%	45.3%	54.8%	15.0%	10.4%	22.8%	17.1%	31.7%
Tenerife	31.3%	5.3%	14.5%	60.5%	85.1%	25.2%	30.1%	36.5%
La Gomera	0.1%	0.0%	1.6%	1.9%	3.9%	2.2%	0.0%	1.5%
La Palma	8.4%	17.0%	3.2%	14.0%	0.5%	35.7%	45.3%	10.8%
El Hierro	2.7%	0.2%	1.3%	4.7%	0.0%	9.0%	0.8%	2.9%
CANARY ISLANDS	100%	100%	100%	100%	100%	100%	100%	100%

Distribution by island of stay

ISLAND OF RESIDENCE	ISLAND OF STAY							
	Lanzarote	Fuerteventura	Gran Canaria	Tenerife	La Gomera	La Palma	El Hierro	CANARY ISLANDS
Lanzarote	24.5%	11.7%	51.9%	10.5%	0.0%	1.1%	0.3%	100%
Fuerteventura	21.0%	25.7%	44.4%	7.2%	0.0%	1.0%	0.7%	100%
Gran Canaria	6.9%	12.9%	57.3%	18.6%	1.1%	2.5%	0.7%	100%
Tenerife	9.0%	1.3%	13.2%	64.9%	8.2%	2.4%	1.0%	100%
La Gomera	0.4%	0.0%	35.8%	49.5%	9.2%	5.1%	0.0%	100%
La Palma	8.2%	14.2%	10.0%	50.8%	0.2%	11.6%	5.1%	100%
El Hierro	9.7%	0.7%	15.3%	63.2%	0.0%	10.8%	0.3%	100%
CANARY ISLANDS	10.5%	9.0%	33.2%	39.1%	3.5%	3.5%	1.2%	100%