

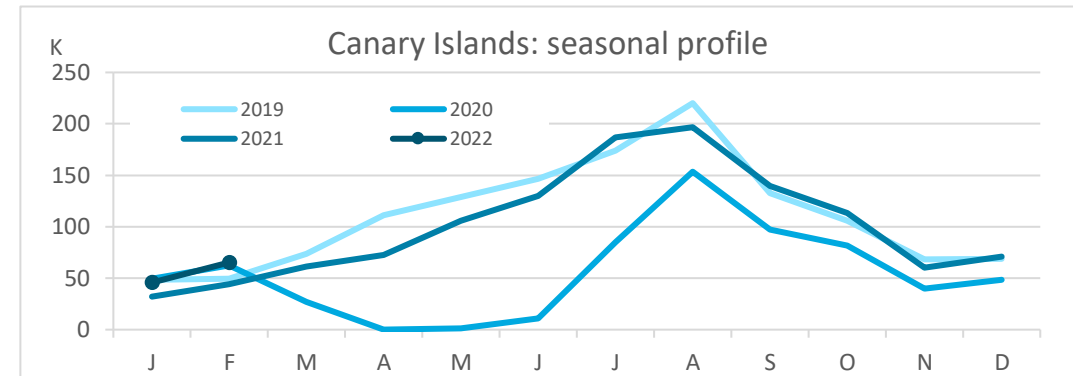
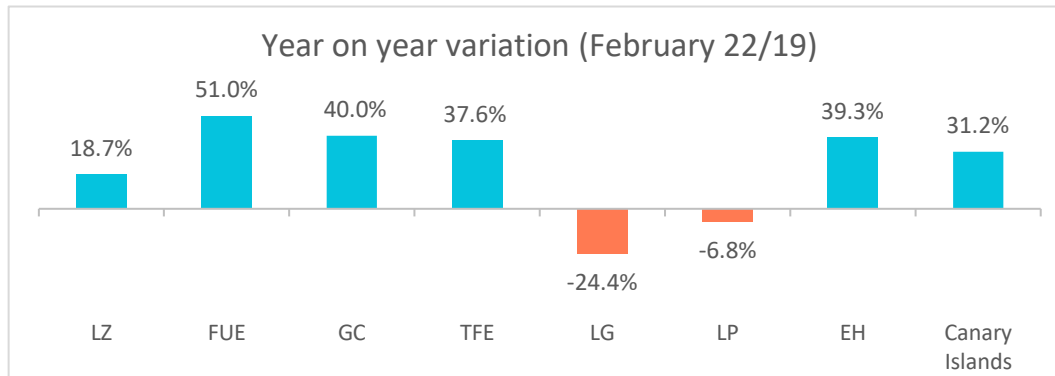
Domestic tourism

February 2022



Canary Islands residents staying in tourist accommodation by island of stay

	Lanzarote	Fuerteventura	Gran Canaria	Tenerife	La Gomera	La Palma	El Hierro	Canary Islands
February 2019	5,697	3,588	16,850	17,673	3,333	2,144	507	49,792
February 2022	6,762	5,417	23,582	24,325	2,519	1,998	706	65,309
% residents in the island	35.7%	5.7%	59.9%	40.8%	3.3%	29.7%	0.0%	100%
Change, 22-19	1,065	1,829	6,732	6,652	-814	-146	199	15,517
Change, % 22-19	18.7%	51.0%	40.0%	37.6%	-24.4%	-6.8%	39.3%	31.2%



Canary Islands residents staying in tourist accommodation by island of residence and island of stay

		ISLAND OF STAY							CANARY ISLANDS
		Lanzarote	Fuerteventura	Gran Canaria	Tenerife	La Gomera	La Palma	El Hierro	
ISLAND OF RESIDENCE	Lanzarote	2,412	1,177	2,184	299	0	18	7	6,097
	Fuerteventura	283	310	1,253	3,147	0	16	4	5,013
	Gran Canaria	2,233	1,868	14,132	4,513	251	548	475	24,020
	Tenerife	1,530	742	5,218	9,917	2,166	717	201	20,491
	La Gomera	2	3	22	126	84	42	0	279
	La Palma	302	1,317	683	6,134	5	594	19	9,054
	El Hierro	0	0	90	189	13	63	0	355
	CANARY ISLANDS	6,762	5,417	23,582	24,325	2,519	1,998	706	65,309

Year on year variation: February 2022/2019

		ISLAND OF STAY							CANARY ISLANDS
		Lanzarote	Fuerteventura	Gran Canaria	Tenerife	La Gomera	La Palma	El Hierro	
ISLAND OF RESIDENCE	Lanzarote	172.9%	296.3%	132.3%	-59.9%	0.0%	-90.1%	0.0%	100.0%
	Fuerteventura	-76.1%	-60.9%	-21.1%	2085.4%	0.0%	-86.0%	-93.5%	29.0%
	Gran Canaria	-18.4%	2.9%	46.1%	72.3%	96.1%	168.6%	889.6%	39.4%
	Tenerife	151.2%	129.0%	36.6%	-6.6%	-30.2%	8.1%	-27.4%	5.6%
	La Gomera	-77.8%	0.0%	2100.0%	-81.9%	16.7%	10.5%	0.0%	-65.9%
	La Palma	10.2%	266.9%	504.4%	146.7%	-84.4%	-36.7%	-84.2%	109.5%
	El Hierro	0.0%	0.0%	-87.4%	-48.6%	0.0%	1160.0%	0.0%	-67.3%
	CANARY ISLANDS	18.7%	51.0%	40.0%	37.6%	-24.4%	-6.8%	39.3%	31.2%

Canary Islands residents travelling to other islands (residents of each island are excluded)

		Lanzarote	Fuerteventura	Gran Canaria	Tenerife	La Gomera	La Palma	El Hierro	CANARY ISLANDS
Outbound tourism		3,685	4,703	9,888	10,574	195	8,460	355	37,860
Year on year variation (%)		70.3%	52.0%	31.0%	20.3%	-73.8%	150.0%	-67.3%	41.2%
Inbound tourism		4,350	5,107	9,450	14,408	2,435	1,404	706	37,860
Year on year variation (%)		-9.6%	82.7%	31.7%	104.1%	-25.3%	16.4%	39.3%	41.2%
Net balance		665	404	-438	3,834	2,240	-7,056	351	0

Distribution by island of residence


		ISLAND OF STAY							CANARY ISLANDS
		Lanzarote	Fuerteventura	Gran Canaria	Tenerife	La Gomera	La Palma	El Hierro	
ISLAND OF RESIDENCE	Lanzarote	35.7%	21.7%	9.3%	1.2%	0.0%	0.9%	1.0%	9.3%
	Fuerteventura	4.2%	5.7%	5.3%	12.9%	0.0%	0.8%	0.6%	7.7%
	Gran Canaria	33.0%	34.5%	59.9%	18.6%	10.0%	27.4%	67.3%	36.8%
	Tenerife	22.6%	13.7%	22.1%	40.8%	86.0%	35.9%	28.5%	31.4%
	La Gomera	0.0%	0.1%	0.1%	0.5%	3.3%	2.1%	0.0%	0.4%
	La Palma	4.5%	24.3%	2.9%	25.2%	0.2%	29.7%	2.7%	13.9%
	El Hierro	0.0%	0.0%	0.4%	0.8%	0.5%	3.2%	0.0%	0.5%
	CANARY ISLANDS	100%	100%	100%	100%	100%	100%	100%	100%

Distribution by island of stay

		ISLAND OF STAY							CANARY ISLANDS
		Lanzarote	Fuerteventura	Gran Canaria	Tenerife	La Gomera	La Palma	El Hierro	
ISLAND OF RESIDENCE	Lanzarote	39.6%	19.3%	35.8%	4.9%	0.0%	0.3%	0.1%	100%
	Fuerteventura	5.6%	6.2%	25.0%	62.8%	0.0%	0.3%	0.1%	100%
	Gran Canaria	9.3%	7.8%	58.8%	18.8%	1.0%	2.3%	2.0%	100%
	Tenerife	7.5%	3.6%	25.5%	48.4%	10.6%	3.5%	1.0%	100%
	La Gomera	0.7%	1.1%	7.9%	45.2%	30.1%	15.1%	0.0%	100%
	La Palma	3.3%	14.5%	7.5%	67.7%	0.1%	6.6%	0.2%	100%
	El Hierro	0.0%	0.0%	25.4%	53.2%	3.7%	17.7%	0.0%	100%
	CANARY ISLANDS	10.4%	8.3%	36.1%	37.2%	3.9%	3.1%	1.1%	100%

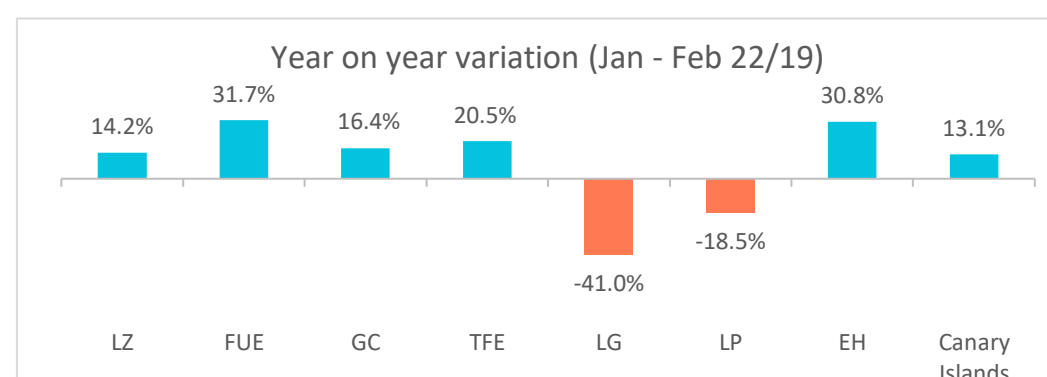
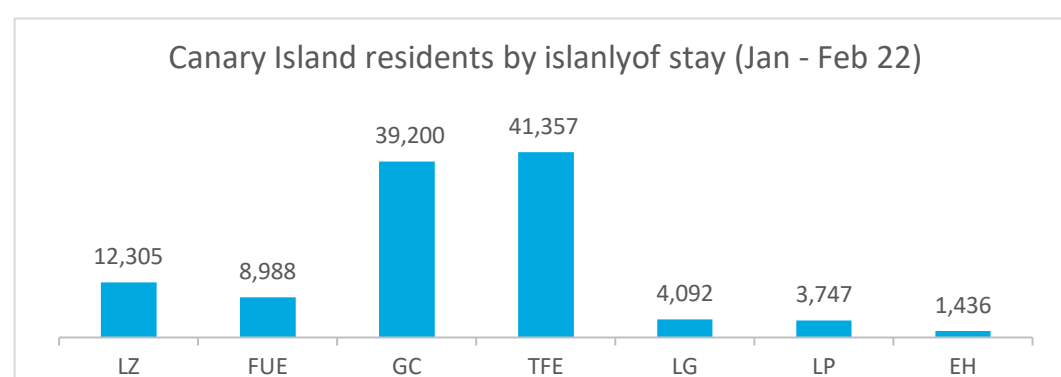
Domestic tourism

January - February 2022



Canary Islands residents staying in tourist accommodation by island of stay

	Lanzarote	Fuerteventura	Gran Canaria	Tenerife	La Gomera	La Palma	El Hierro	Canary Islands
Jan-Feb 2019	10,776	6,827	33,677	34,325	6,934	4,596	1,098	98,233
Jan-Feb 2022	12,305	8,988	39,200	41,357	4,092	3,747	1,436	111,125
% tourist of the island	31.2%	5.7%	58.7%	44.0%	3.1%	30.1%	0.0%	100%
Change, 22-19	1,529	2,161	5,523	7,032	-2,842	-849	338	12,892
Change, % 22-19	14.2%	31.7%	16.4%	20.5%	-41.0%	-18.5%	30.8%	13.1%



Canary Islands residents staying in tourist accommodation by island of residence and island of stay

ISLAND OF RESIDENCE	ISLAND OF STAY							CANARY ISLANDS
	Lanzarote	Fuerteventura	Gran Canaria	Tenerife	La Gomera	La Palma	El Hierro	
Lanzarote	3,845	1,585	3,957	469	5	29	7	9,897
Fuerteventura	434	513	2,662	3,187	0	61	4	6,861
Gran Canaria	3,917	4,038	23,012	6,344	410	948	867	39,536
Tenerife	3,645	992	7,918	18,201	3,515	1,283	395	35,949
La Gomera	2	20	55	270	128	65	0	540
La Palma	455	1,769	1,347	10,219	21	1,126	163	15,100
El Hierro	7	71	249	2,667	13	235	0	3,242
CANARY ISLANDS	12,305	8,988	39,200	41,357	4,092	3,747	1,436	111,125

Year on year variation: January - February 2022/2019

ISLAND OF RESIDENCE	ISLAND OF STAY							CANARY ISLANDS
	Lanzarote	Fuerteventura	Gran Canaria	Tenerife	La Gomera	La Palma	El Hierro	
Lanzarote	47.1%	206.6%	19.5%	-62.7%	0.0%	-93.5%	-46.2%	21.3%
Fuerteventura	-70.8%	-39.3%	-13.2%	631.0%	0.0%	-51.2%	-93.5%	13.9%
Gran Canaria	-9.9%	16.0%	34.2%	44.1%	104.0%	85.9%	392.6%	30.6%
Tenerife	164.9%	-34.2%	0.9%	-5.6%	-46.0%	-18.1%	-33.2%	-7.1%
La Gomera	-77.8%	0.0%	66.7%	-82.9%	-24.3%	10.2%	0.0%	-70.8%
La Palma	-51.9%	271.6%	-10.1%	99.7%	-58.0%	-39.0%	2.5%	49.7%
El Hierro	0.0%	0.0%	-67.6%	18.5%	1200.0%	446.5%	-100.0%	2.6%
CANARY ISLANDS	14.2%	31.7%	16.4%	20.5%	-41.0%	-18.5%	30.8%	13.1%

Canary Islands residents travelling to other islands (residents of each island are excluded)

	Lanzarote	Fuerteventura	Gran Canaria	Tenerife	La Gomera	La Palma	El Hierro	CANARY ISLANDS
Outbound tourism	6,052	6,348	16,524	17,748	412	13,974	3,242	64,300
Year on year variation (%)	9.1%	22.6%	26.0%	-8.5%	-75.5%	69.5%	5.8%	14.3%
Inbound tourism	8,460	8,475	16,188	23,156	3,964	2,621	1,436	64,300
Year on year variation (%)	3.7%	41.7%	-2.1%	54.0%	-41.4%	-4.7%	43.5%	14.3%
Net balance	2,408	2,127	-336	5,408	3,552	-11,353	-1,806	0

Distribution by island of residence

ISLAND OF RESIDENCE	ISLAND OF STAY							CANARY ISLANDS
	Lanzarote	Fuerteventura	Gran Canaria	Tenerife	La Gomera	La Palma	El Hierro	
Lanzarote	31.2%	17.6%	10.1%	1.1%	0.1%	0.8%	0.5%	8.9%
Fuerteventura	3.5%	5.7%	6.8%	7.7%	0.0%	1.6%	0.3%	6.2%
Gran Canaria	31.8%	44.9%	58.7%	15.3%	10.0%	25.3%	60.4%	35.6%
Tenerife	29.6%	11.0%	20.2%	44.0%	85.9%	34.2%	27.5%	32.4%
La Gomera	0.0%	0.2%	0.1%	0.7%	3.1%	1.7%	0.0%	0.5%
La Palma	3.7%	19.7%	3.4%	24.7%	0.5%	30.1%	11.4%	13.6%
El Hierro	0.1%	0.8%	0.6%	6.4%	0.3%	6.3%	0.0%	2.9%
CANARY ISLANDS	100%	100%	100%	100%	100%	100%	100%	100%

Distribution by island of stay

ISLAND OF RESIDENCE	ISLAND OF STAY							CANARY ISLANDS
	Lanzarote	Fuerteventura	Gran Canaria	Tenerife	La Gomera	La Palma	El Hierro	
Lanzarote	38.9%	16.0%	40.0%	4.7%	0.1%	0.3%	0.1%	100%
Fuerteventura	6.3%	7.5%	38.8%	46.5%	0.0%	0.9%	0.1%	100%
Gran Canaria	9.9%	10.2%	58.2%	16.0%	1.0%	2.4%	2.2%	100%
Tenerife	10.1%	2.8%	22.0%	50.6%	9.8%	3.6%	1.1%	100%
La Gomera	0.4%	3.7%	10.2%	50.0%	23.7%	12.0%	0.0%	100%
La Palma	3.0%	11.7%	8.9%	67.7%	0.1%	7.5%	1.1%	100%
El Hierro	0.2%	2.2%	7.7%	82.3%	0.4%	7.2%	0.0%	100%
CANARY ISLANDS	11.1%	8.1%	35.3%	37.2%	3.7%	3.4%	1.3%	100%

Sources: Encuestas de alojamiento turístico hotelero y extrahotelero (ISTAC).