

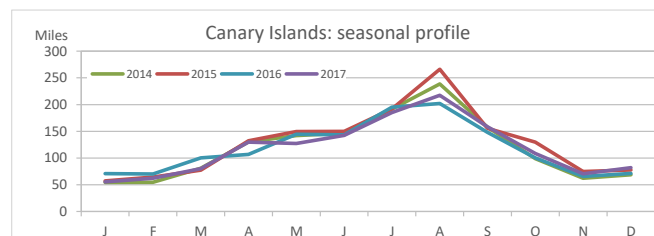
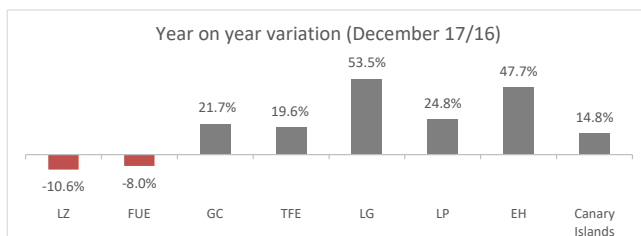
# Domestic tourism

## December 2017



### Canary Islands residents staying in tourist accommodation by island of stay

	Lanzarote	Fuerteventura	Gran Canaria	Tenerife	La Gomera	La Palma	El Hierro	Canary Islands
December 2016	9,393	7,943	20,353	26,473	2,360	4,182	602	71,306
December 2017	8,398	7,308	24,775	31,671	3,623	5,218	889	81,882
% tourists from that island	63.2%	17.2%	61.9%	14.6%	1.5%	10.6%	0.0%	100%
Change, 17-16	-995	-635	4,422	5,198	1,263	1,036	287	10,576
Change, % 17-16	-10.6%	-8.0%	21.7%	19.6%	53.5%	24.8%	47.7%	14.8%



### Canary Islands residents staying in tourist accommodation by island of residence and island of stay

ISLAND OF RESIDENCE	ISLAND OF STAY								CANARY ISLANDS
	Lanzarote	Fuerteventura	Gran Canaria	Tenerife	La Gomera	La Palma	El Hierro		
Lanzarote	5,305	577	1,603	489	0	59	39		8,072
Fuerteventura	348	1,256	1,539	261	0	29	0		3,433
Gran Canaria	1,375	4,967	15,339	6,654	173	1,389	268		30,165
Tenerife	1,157	506	4,630	15,500	3,255	2,987	474		28,509
La Gomera	0	0	151	1,725	55	145	11		2,087
La Palma	178	2	1,237	3,627	140	552	97		5,833
El Hierro	35	0	276	3,415	0	57	0		3,783
CANARY ISLANDS	8,398	7,308	24,775	31,671	3,623	5,218	889		81,882

### Year on year variation: December 2017/2016

ISLAND OF RESIDENCE	ISLAND OF STAY								CANARY ISLANDS
	Lanzarote	Fuerteventura	Gran Canaria	Tenerife	La Gomera	La Palma	El Hierro		
Lanzarote	17.0%	49.1%	-14.6%	-51.6%	--	136.0%	--		3.0%
Fuerteventura	-64.8%	-72.3%	3.1%	70.6%	-100.0%	3.6%	--		-52.4%
Gran Canaria	-46.5%	94.7%	39.4%	71.4%	33.1%	221.5%	119.7%		45.8%
Tenerife	-10.0%	9.1%	13.6%	-10.4%	54.1%	25.7%	69.9%		2.2%
La Gomera	--	--	--	213.6%	-12.7%	1971.4%	-94.5%		154.2%
La Palma	1171.4%	--	-20.6%	25.6%	1172.7%	-57.6%	--		1.1%
El Hierro	--	--	-20.5%	396.4%	-100.0%	338.5%	--		249.0%
CANARY ISLANDS	-10.6%	-8.0%	21.7%	19.6%	53.5%	24.8%	47.7%		14.8%

### Canary Islands residents travelling to other islands (residents of each island are excluded)

	Lanzarote	Fuerteventura	Gran Canaria	Tenerife	La Gomera	La Palma	El Hierro	Canary Islands
Outbound tourism	2,767	2,177	14,826	13,009	2,032	5,281	3,783	43,875
Year on year variation (%)	-16.2%	-18.5%	53.0%	22.8%	168.1%	18.2%	249.0%	34.7%
Inbound tourism	3,093	6,052	9,436	16,171	3,568	4,666	889	43,875
Year on year variation (%)	-36.3%	77.9%	0.9%	76.3%	55.3%	62.0%	47.7%	34.7%
Net balance	326	3,875	-5,390	3,162	1,536	-615	-2,894	0

### Distribution by island of residence

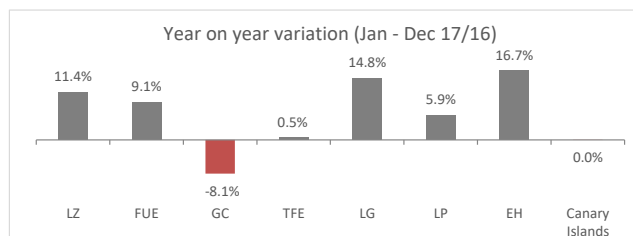
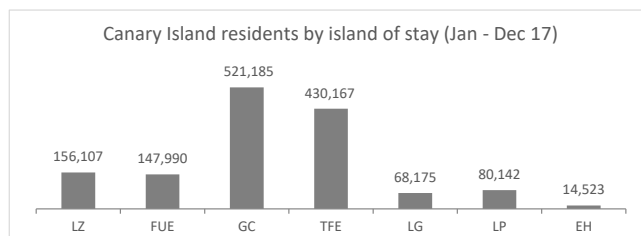
ISLAND OF RESIDENCE	ISLAND OF STAY								CANARY ISLANDS
	Lanzarote	Fuerteventura	Gran Canaria	Tenerife	La Gomera	La Palma	El Hierro		
Lanzarote	63.2%	7.9%	6.5%	1.5%	0.0%	1.1%	4.4%		9.9%
Fuerteventura	4.1%	17.2%	6.2%	0.8%	0.0%	0.6%	0.0%		4.2%
Gran Canaria	16.4%	68.0%	61.9%	21.0%	4.8%	26.6%	30.1%		36.8%
Tenerife	13.8%	6.9%	18.7%	48.9%	89.8%	57.2%	53.3%		34.8%
La Gomera	0.0%	0.0%	0.6%	5.4%	1.5%	2.8%	1.2%		2.5%
La Palma	2.1%	0.0%	5.0%	11.5%	3.9%	10.6%	10.9%		7.1%
El Hierro	0.4%	0.0%	1.1%	10.8%	0.0%	1.1%	0.0%		4.6%
CANARY ISLANDS	100%	100%	100%	100%	100%	100%	100%		100%

### Distribution by island of stay

ISLAND OF RESIDENCE	ISLAND OF STAY								CANARY ISLANDS
	Lanzarote	Fuerteventura	Gran Canaria	Tenerife	La Gomera	La Palma	El Hierro		
Lanzarote	65.7%	7.1%	19.9%	6.1%	0.0%	0.7%	0.5%		100%
Fuerteventura	10.1%	36.6%	44.8%	7.6%	0.0%	0.8%	0.0%		100%
Gran Canaria	4.6%	16.5%	50.9%	22.1%	0.6%	4.6%	0.9%		100%
Tenerife	4.1%	1.8%	16.2%	54.4%	11.4%	10.5%	1.7%		100%
La Gomera	0.0%	0.0%	7.2%	82.7%	2.6%	6.9%	0.5%		100%
La Palma	3.1%	0.0%	21.2%	62.2%	2.4%	9.5%	1.7%		100%
El Hierro	0.9%	0.0%	7.3%	90.3%	0.0%	1.5%	0.0%		100%
CANARY ISLANDS	10.3%	8.9%	30.3%	38.7%	4.4%	6.4%	1.1%		100%

## Canary Islands residents staying in tourist accommodation by island of stay

	Lanzarote	Fuerteventura	Gran Canaria	Tenerife	La Gomera	La Palma	El Hierro	Canary Islands
Jan-Dec 2016	140,103	135,636	567,371	428,027	59,380	75,673	12,450	1,418,640
Jan-Dec 2017	156,107	147,990	521,185	430,167	68,175	80,142	14,523	1,418,289
% turistas de la isla	48.5%	22.5%	69.0%	18.7%	3.3%	12.2%	0.2%	100%
Change, 17-16	16,004	12,354	-46,186	2,140	8,795	4,469	2,073	-351
Change, % 17-16	11.4%	9.1%	-8.1%	0.5%	14.8%	5.9%	16.7%	0.0%



## Canary Islands residents staying in tourist accommodation by island of residence and island of stay

ISLAND OF RESIDENCE	ISLAND OF STAY							CANARY ISLANDS
	Lanzarote	Fuerteventura	Gran Canaria	Tenerife	La Gomera	La Palma	El Hierro	
Lanzarote	75,746	16,286	33,040	8,285	188	4,408	411	138,364
Fuerteventura	11,630	33,300	12,234	9,377	214	1,675	83	68,513
Gran Canaria	47,081	72,537	359,480	73,273	4,943	15,647	5,475	578,436
Tenerife	14,835	24,743	80,625	252,344	59,017	47,075	7,168	485,807
La Gomera	111	7	2,427	14,416	2,252	1,201	578	20,992
La Palma	6,257	1,091	32,150	48,773	1,494	9,745	778	100,288
El Hierro	447	26	1,229	23,699	67	391	30	25,889
CANARY ISLANDS	156,107	147,990	521,185	430,167	68,175	80,142	14,523	1,418,289

## Year on year variation: January - December 2017/2016

ISLAND OF RESIDENCE	ISLAND OF STAY							CANARY ISLANDS
	Lanzarote	Fuerteventura	Gran Canaria	Tenerife	La Gomera	La Palma	El Hierro	
Lanzarote	21.1%	53.2%	35.5%	-19.6%	-23.3%	101.6%	311.0%	25.3%
Fuerteventura	-12.3%	-19.8%	-44.9%	53.6%	98.1%	11.0%	-2.4%	-19.2%
Gran Canaria	19.7%	28.7%	-16.3%	-10.2%	24.7%	4.8%	235.1%	-7.8%
Tenerife	-36.0%	-6.0%	31.8%	-6.5%	16.4%	2.9%	-28.3%	-0.3%
La Gomera	88.1%	-87.0%	114.6%	10.2%	-32.7%	34.9%	109.4%	11.5%
La Palma	939.4%	52.2%	30.0%	32.7%	89.4%	-2.5%	548.3%	36.1%
El Hierro	-59.2%	271.4%	-72.0%	132.6%	-68.8%	-3.2%	-87.2%	56.6%
CANARY ISLANDS	11.4%	9.1%	-8.1%	0.5%	14.8%	5.9%	16.7%	0.0%

## Canary Islands residents travelling to other islands (residents of each island are excluded)

	Lanzarote	Fuerteventura	Gran Canaria	Tenerife	La Gomera	La Palma	El Hierro	CANARY ISLANDS
Outbound tourism	62,618	35,213	218,956	233,463	18,740	90,543	25,859	685,392
Year on year variation (%)	30.9%	-18.6%	10.7%	7.5%	21.0%	42.1%	58.7%	13.9%
Inbound tourism	80,361	114,690	161,705	177,823	65,923	70,397	14,493	685,392
Year on year variation (%)	3.6%	21.9%	17.2%	12.5%	17.6%	7.2%	18.6%	13.9%
Net balance	17,743	79,477	-57,251	-55,640	47,183	-20,146	-11,366	0

## Distribution by island of residence

ISLAND OF RESIDENCE	ISLAND OF STAY							CANARY ISLANDS
	Lanzarote	Fuerteventura	Gran Canaria	Tenerife	La Gomera	La Palma	El Hierro	
Lanzarote	48.5%	11.0%	6.3%	1.9%	0.3%	5.5%	2.8%	9.8%
Fuerteventura	7.5%	22.5%	2.3%	2.2%	0.3%	2.1%	0.6%	4.8%
Gran Canaria	30.2%	49.0%	69.0%	17.0%	7.3%	19.5%	37.7%	40.8%
Tenerife	9.5%	16.7%	15.5%	58.7%	86.6%	58.7%	49.4%	34.3%
La Gomera	0.1%	0.0%	0.5%	3.4%	3.3%	1.5%	4.0%	1.5%
La Palma	4.0%	0.7%	6.2%	11.3%	2.2%	12.2%	5.4%	7.1%
El Hierro	0.3%	0.0%	0.2%	5.5%	0.1%	0.5%	0.2%	1.8%
CANARY ISLANDS	100%	100%	100%	100%	100%	100%	100%	100%

## Distribution by island of stay

ISLAND OF RESIDENCE	ISLAND OF STAY							CANARY ISLANDS
	Lanzarote	Fuerteventura	Gran Canaria	Tenerife	La Gomera	La Palma	El Hierro	
Lanzarote	54.7%	11.8%	23.9%	6.0%	0.1%	3.2%	0.3%	100%
Fuerteventura	17.0%	48.6%	17.9%	13.7%	0.3%	2.4%	0.1%	100%
Gran Canaria	8.1%	12.5%	62.1%	12.7%	0.9%	2.7%	0.9%	100%
Tenerife	3.1%	5.1%	16.6%	51.9%	12.1%	9.7%	1.5%	100%
La Gomera	0.5%	0.0%	11.6%	68.7%	10.7%	5.7%	2.8%	100%
La Palma	6.2%	1.1%	32.1%	48.6%	1.5%	9.7%	0.8%	100%
El Hierro	1.7%	0.1%	4.7%	91.5%	0.3%	1.5%	0.1%	100%
CANARY ISLANDS	11.0%	10.4%	36.7%	30.3%	4.8%	5.7%	1.0%	100%