

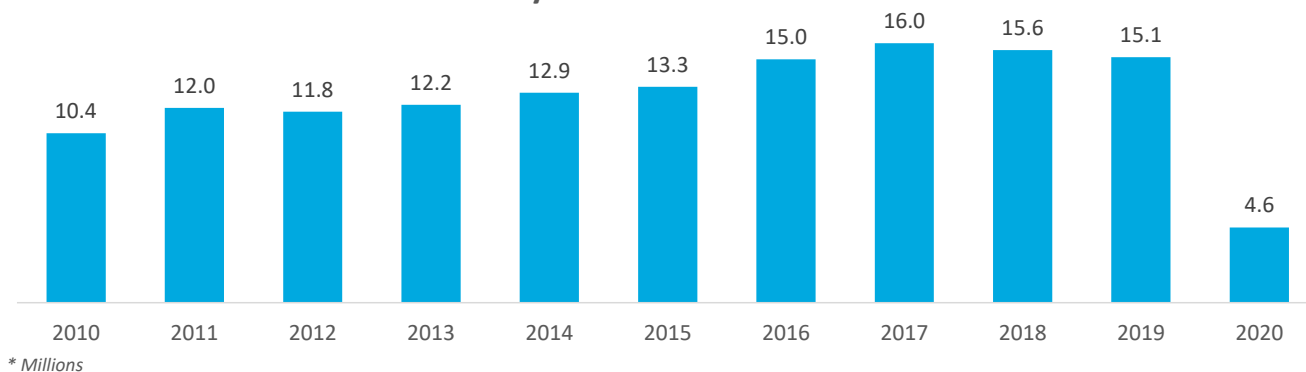
Tourist arrivals

Historical data: 2010 - 2020

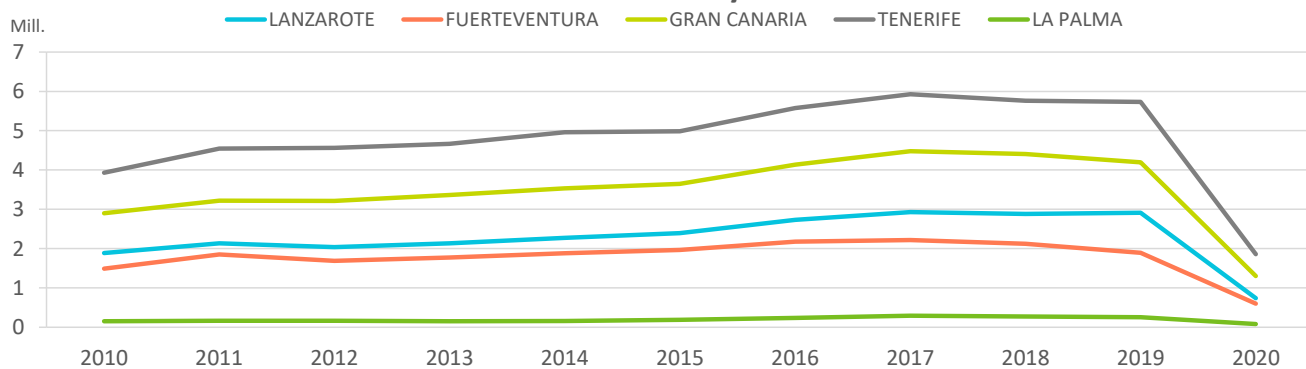


Year	LANZAROTE	FUERTEVENTURA	GRAN CANARIA	TENERIFE	LA PALMA	CANARY ISLANDS
2010	1,889,322	1,490,957	2,898,864	3,928,423	150,981	10,432,047
2011	2,132,547	1,851,904	3,222,182	4,544,477	167,278	12,000,324
2012	2,040,409	1,689,165	3,215,036	4,561,065	167,707	11,767,792
2013	2,134,052	1,773,131	3,362,629	4,664,873	150,486	12,187,822
2014	2,271,315	1,884,617	3,533,877	4,960,724	161,992	12,924,435
2015	2,392,471	1,968,775	3,650,397	4,985,719	188,332	13,301,252
2016	2,729,833	2,176,926	4,136,107	5,576,661	238,321	14,981,113
2017	2,929,358	2,218,649	4,477,963	5,927,515	293,900	15,975,509
2018	2,881,273	2,124,077	4,403,600	5,759,055	274,568	15,560,969
2019	2,913,037	1,894,946	4,194,076	5,729,162	257,852	15,116,059
2020	739,907	600,785	1,302,963	1,859,628	81,852	4,636,120

Canary Islands: tourist arrivals



Tourist arrivals by islands



Tourist arrivals

Historical data: 1997 - 2020

Tourist arrivals by country of residence


Year	United Kingdom	Germany	Netherlands	Sweden	Denmark	Finland	Norway	Ireland	Belgium	Italy	Austria	France	Switzerland	Poland	Czech Republic	Russia	Portugal	Luxembourg	Intl.	Spanish Mainland	TOTAL
1997	2,901,014	2,733,456	352,791	400,427	219,333	231,804	239,355	--	221,035	168,600	177,392	278,423	249,876	--	--	54,758	28,633	--	8,677,930	--	--
1998	3,427,403	2,906,105	397,663	443,823	245,609	241,039	277,884	--	253,378	182,283	181,971	273,027	265,833	--	--	51,788	54,740	--	9,681,757	--	--
1999	3,505,176	2,970,897	481,692	481,448	230,683	238,793	270,184	--	245,172	209,164	165,578	249,312	194,411	--	--	31,071	62,533	--	9,836,323	--	--
2000	3,701,559	2,885,463	491,867	559,413	217,887	230,334	313,611	--	208,507	173,087	130,388	238,574	192,706	--	--	29,789	67,963	--	10,022,821	--	--
2001	3,818,117	2,967,180	527,636	505,925	247,598	226,213	305,731	248,343	230,919	205,655	122,448	225,940	182,734	--	--	32,238	40,897	37,478	10,208,945	--	--
2002	3,776,115	2,770,814	512,812	456,582	247,555	212,155	293,830	356,525	231,168	299,445	120,322	228,941	145,604	--	--	29,241	36,444	70,282	10,047,189	--	--
2003	3,920,582	2,832,808	497,123	372,190	223,535	187,321	301,767	449,065	240,514	225,952	123,313	188,239	122,276	--	--	33,618	36,581	46,929	9,972,237	--	--
2004	3,796,265	2,623,253	460,904	355,512	232,217	223,003	307,959	460,531	236,263	219,034	132,119	144,320	110,360	--	--	46,082	53,583	35,261	9,593,785	--	--
2005	3,604,510	2,630,661	474,127	343,300	250,668	241,773	326,903	431,658	227,019	233,942	120,304	168,165	83,093	--	--	41,882	67,771	28,881	9,441,572	1,870,959	11,312,531
2006	3,608,898	2,679,396	479,560	335,071	278,354	251,376	327,128	422,081	239,073	258,648	122,738	161,883	133,016	--	--	55,991	60,425	31,537	9,606,424	2,358,429	11,964,853
2007	3,469,049	2,586,236	457,769	380,020	280,572	240,420	334,996	473,962	241,299	254,432	113,866	158,892	148,600	--	--	62,135	55,000	26,840	9,454,984	2,659,943	12,114,927
2008	3,317,071	2,482,663	437,505	398,707	288,999	236,214	385,904	505,143	241,149	228,766	117,932	167,458	185,083	--	--	66,989	63,598	27,346	9,356,641	2,442,740	11,799,381
2009	2,753,621	2,166,575	382,470	360,335	275,621	235,598	363,810	424,280	259,258	176,448	96,080	137,599	141,465	38,229	47,103	51,039	45,738	28,522	8,207,486	2,008,938	10,216,424
2010	3,077,205	2,257,676	383,339	370,800	246,543	207,680	356,374	352,542	273,658	213,824	116,966	204,439	171,669	102,645	48,750	86,239	68,344	29,964	8,723,730	1,925,997	10,649,727
2011	3,519,847	2,566,163	457,148	492,747	293,065	270,023	434,440	390,737	310,929	321,435	126,216	295,687	222,340	166,776	45,764	120,156	60,693	38,108	10,311,903	1,732,267	12,044,170
2012	3,466,987	2,576,362	461,212	490,488	297,021	265,474	455,147	368,158	303,684	259,760	123,748	314,345	219,963	185,429	38,565	157,492	54,859	36,087	10,208,678	1,559,114	11,767,792
2013	3,582,534	2,552,246	474,811	573,836	305,482	278,462	528,302	401,848	307,771	266,176	117,974	367,038	237,642	183,155	39,108	213,979	47,280	37,519	10,663,342	1,524,480	12,187,822
2014	3,980,709	2,753,896	474,749	583,308	306,799	285,414	515,439	413,992	326,024	319,829	116,207	455,109	258,328	199,408	32,305	201,951	47,706	35,149	11,486,463	1,437,972	12,924,435
2015	4,181,243	2,751,307	502,253	577,328	285,712	241,669	445,047	442,852	365,454	400,780	122,367	540,948	270,032	254,938	36,577	112,923	54,037	34,238	11,810,542	1,490,710	13,301,252
2016	4,892,535	3,020,296	619,675	606,384	330,379	252,307	433,972	482,132	395,014	470,386	113,856	583,557	292,442	302,143	55,320	115,230	52,881	32,843	13,332,461	1,648,652	14,981,113
2017	5,267,514	3,124,223	648,508	652,344	346,206	272,017	467,111	531,907	411,002	532,837	129,037	574,839	331,169	353,728	57,172	118,717	72,835	34,243	14,310,366	1,665,143	15,975,509
2018	5,001,630	3,065,360	619,539	600,332	320,659	274,552	441,276	560,422	409,164	491,569	111,410	581,915	318,199	328,163	67,059	102,367	67,992	33,244	13,824,578	1,736,391	15,560,969
2019	4,939,404	2,651,378	583,955	546,371	297,297	260,808	431,909	584,856	400,098	455,384	127,751	583,267	263,508	310,414	74,889	119,281	86,502	36,238	13,147,474	1,968,585	15,116,059
2020	1,174,686	893,761	174,557	192,511	109,200	102,169	135,835	118,458	156,150	133,708	36,250	204,722	68,129	104,047	27,445	24,279	11,393	14,945	3,823,282	812,838	4,636,120

Source: FRONTUR (IET and ISTAC).

Note: data from 2010 to 2020 are provided by ISTAC 2016 methodology.

LANZAROTE: Tourist arrivals

Historical data: 1997 - 2020



Tourist arrivals by country of residence


Year	United Kingdom	Germany	Belgium	France	Netherlands	Ireland	Italy	Nordics	Others	Intl.	Spanish Mainland	TOTAL
2010	802,210	267,663	28,074	20,341	48,138	184,567	17,839	93,879	63,018	1,525,728	363,598	1,889,322
2011	887,932	308,014	31,580	22,780	60,784	201,741	40,693	119,701	80,853	1,754,074	378,474	2,132,547
2012	899,826	283,740	28,883	45,656	60,821	197,042	35,817	99,051	86,615	1,737,448	302,963	2,040,409
2013	948,343	280,286	30,417	73,488	68,888	206,214	30,860	121,605	90,234	1,850,328	283,728	2,134,052
2014	1,029,334	300,004	32,178	89,876	70,401	205,558	32,594	136,021	108,410	2,004,371	266,945	2,271,315
2015	1,121,659	289,503	39,046	137,762	77,126	221,288	36,181	110,747	109,299	2,142,608	249,865	2,392,471
2016	1,302,215	327,012	41,676	155,516	100,456	241,901	52,798	115,586	122,467	2,459,631	270,206	2,729,833
2017	1,421,874	341,938	48,493	141,434	108,073	266,375	75,029	116,782	167,134	2,687,122	242,238	2,929,358
2018	1,368,156	326,661	54,993	143,206	112,913	290,585	71,953	108,570	149,863	2,626,893	254,380	2,881,273
2019	1,406,482	305,775	52,230	152,466	94,425	310,171	66,428	94,645	134,882	2,617,495	295,542	2,913,037
2020	298,255	88,478	17,380	51,566	26,974	50,678	16,279	27,991	34,694	612,294	127,611	739,907

Source: FRONTUR ISTAC.

Note: Data on tourist arrivals refer only to main tourists.

FUERTEVENTURA: Tourist arrivals

Historical data: 1997 - 2020



Tourist arrivals by country of residence


Year	United Kingdom	Germany	Belgium	France	Netherlands	Ireland	Italy	Nordics	Others	Intl.	Spanish Mainland	TOTAL
2010	322,411	647,751	13,524	49,198	36,357	29,915	57,661	64,528	99,016	1,320,358	170,598	1,490,957
2011	389,221	794,197	18,107	80,823	45,716	40,750	91,408	101,368	142,397	1,703,977	147,926	1,851,904
2012	330,472	765,033	15,566	80,242	46,455	25,758	63,190	101,839	142,116	1,570,661	118,505	1,689,165
2013	350,850	772,182	18,165	94,004	46,079	26,496	75,283	109,190	146,690	1,638,930	134,198	1,773,131
2014	421,882	852,134	13,550	98,777	40,924	35,594	76,462	95,139	128,173	1,762,626	121,993	1,884,617
2015	456,367	814,424	16,266	122,725	47,731	40,926	98,626	89,110	139,788	1,825,962	142,812	1,968,775
2016	521,153	874,190	17,389	135,887	62,860	36,851	119,075	107,046	166,530	2,040,978	135,949	2,176,926
2017	545,239	877,773	15,296	118,731	82,396	41,205	119,189	105,229	184,599	2,089,649	128,999	2,218,649
2018	518,750	850,817	16,477	123,391	57,379	36,707	96,036	100,472	189,211	1,989,239	134,838	2,124,077
2019	482,331	688,725	14,905	110,917	49,070	34,971	86,417	83,394	189,572	1,740,298	154,647	1,894,946
2020	110,918	235,314	8,136	34,386	15,350	8,241	23,117	28,522	56,480	520,464	80,323	600,785

Source: FRONTUR ISTAC.

Note: Data on tourist arrivals refer only to main tourists.

GRAN CANARIA: Tourist arrivals

Historical data: 1997 - 2020



Tourist arrivals by country of residence


Year	United Kingdom	Germany	Belgium	France	Netherlands	Ireland	Italy	Nordics	Others	Intl.	Spanish Mainland	TOTAL
2010	487,211	696,658	73,335	26,752	166,392	61,448	40,265	690,647	238,368	2,481,070	417,792	2,898,864
2011	529,689	740,265	84,497	34,294	191,637	58,912	56,329	802,017	296,927	2,794,563	427,617	3,222,182
2012	518,253	741,279	84,129	37,400	191,893	56,972	50,736	821,001	279,425	2,781,087	433,950	3,215,036
2013	523,514	779,823	83,181	41,113	189,877	60,515	47,259	921,006	267,001	2,913,280	449,347	3,362,629
2014	566,603	845,341	86,767	65,718	192,440	59,642	58,589	924,235	287,737	3,087,064	446,816	3,533,877
2015	599,110	849,458	97,930	88,283	203,623	61,969	76,271	909,483	309,039	3,195,155	455,243	3,650,397
2016	757,451	947,329	110,945	98,389	242,006	71,936	90,394	936,711	353,120	3,608,275	527,833	4,136,107
2017	858,118	993,056	111,387	104,993	239,955	78,799	107,506	1,026,090	435,719	3,955,625	522,339	4,477,963
2018	827,186	965,159	113,712	105,014	237,935	81,890	103,320	989,916	431,335	3,855,462	548,138	4,403,600
2019	759,358	852,928	102,465	92,148	235,449	76,597	98,259	940,648	403,379	3,561,231	632,844	4,194,076
2020	166,770	284,296	31,416	29,727	68,025	18,613	29,540	319,353	122,388	1,070,127	232,835	1,302,963

Source: FRONTUR ISTAC.

Note: Data on tourist arrivals refer only to main tourists.

TENERIFE: Tourist arrivals

Historical data: 1997 - 2020



Tourist arrivals by country of residence


Year	United Kingdom	Germany	Belgium	France	Netherlands	Ireland	Italy	Nordics	Others	Intl.	Spanish Mainland	TOTAL
2010	1,430,651	552,575	151,693	104,130	116,713	74,924	96,917	326,502	366,448	3,220,548	707,877	3,928,423
2011	1,680,656	620,692	167,184	151,517	141,419	89,004	131,844	462,882	429,358	3,874,549	669,931	4,544,477
2012	1,677,841	674,701	165,810	144,918	144,280	87,926	108,786	475,101	431,055	3,910,409	650,658	4,561,065
2013	1,718,118	622,389	168,123	151,435	151,242	107,500	111,198	525,080	505,321	4,060,400	604,470	4,664,873
2014	1,917,608	646,583	186,521	192,474	150,926	110,775	149,962	527,531	529,368	4,411,746	548,978	4,960,724
2015	1,949,342	678,372	203,450	182,033	154,402	116,674	184,782	434,634	494,703	4,398,386	587,330	4,985,719
2016	2,249,487	727,387	212,898	180,332	186,929	129,550	205,655	447,840	575,615	4,915,691	660,972	5,576,661
2017	2,374,030	751,389	224,134	191,346	187,823	143,089	227,751	453,245	659,244	5,212,045	715,472	5,927,515
2018	2,229,607	755,824	213,300	195,242	184,405	149,763	217,528	411,311	654,869	5,011,846	747,210	5,759,055
2019	2,242,435	638,815	219,729	215,377	179,646	161,600	201,664	394,576	651,634	4,905,469	823,690	5,729,162
2020	583,626	231,884	95,011	84,483	56,754	40,493	63,952	155,032	206,193	1,517,422	342,206	1,859,628

Source: FRONTUR ISTAC.

Note: Data on tourist arrivals refer only to main tourists.

LA PALMA: Tourist arrivals

Historical data: 1997 - 2020



Tourist arrivals by country of residence

Year	United Kingdom	Germany	Belgium	France	Netherlands	Ireland	Italy	Nordics	Others	Intl.	Spanish Mainland	TOTAL
2010	17,863	59,591	5,004	2,355	14,171	1,331	1,026	1,945	7,061	110,343	40,637	150,981
2011	15,096	63,493	5,918	2,601	16,042	70	763	747	6,423	111,148	56,127	167,278
2012	20,319	66,927	5,192	2,185	16,025	0	965	4,496	6,293	122,402	45,308	167,707
2013	14,692	53,442	5,618	3,810	15,701	144	914	2,841	8,642	105,799	44,689	150,486
2014	19,455	57,035	5,018	5,012	16,209	212	1,890	2,307	9,681	116,815	45,178	161,992
2015	26,334	67,841	6,165	5,590	15,033	57	3,984	1,577	13,181	139,764	48,574	188,332
2016	29,357	91,783	7,210	9,921	23,428	591	1,307	9,796	19,010	192,399	45,921	238,321
2017	39,659	100,621	7,533	15,861	26,514	544	1,846	28,243	24,873	245,689	48,211	293,900
2018	33,757	106,760	6,345	12,507	24,678	338	1,822	18,810	25,006	230,020	44,546	274,568
2019	26,828	99,376	6,712	9,126	21,890	433	1,867	16,122	23,600	205,952	51,899	257,852
2020	7,862	27,885	2,168	2,214	5,725	36	698	6,214	4,865	57,661	24,191	81,852

Source: FRONTUR ISTAC.

Note: Data on tourist arrivals refer only to main tourists.