

Tourist arrivals in the Canary Islands (ISTAC)

November 2019



CANARY ISLANDS

	United Kingdom	Germany	Belgium	France	Netherlands	Ireland	Italy	Switzerland	Denmark	Finland	Norway	Sweden	Nordics	Others	International	Mainland	TOTAL
2018	391,439	281,298	30,262	28,679	40,659	36,013	36,856	31,602	35,603	44,304	61,008	80,392	221,307	86,426	1,184,543	115,618	1,300,161
2019	367,836	268,328	31,222	39,843	46,411	36,457	36,408	28,425	36,243	41,956	60,633	81,580	220,412	86,860	1,162,201	126,880	1,289,081
Change	-23,603	-12,970	960	11,164	5,752	444	-448	-3,177	640	-2,348	-375	1,188	-895	434	-22,342	11,262	-11,080
Change, %	-6.0%	-4.6%	3.2%	38.9%	14.1%	1.2%	-1.2%	-10.1%	1.8%	-5.3%	-0.6%	1.5%	-0.4%	0.5%	-1.9%	9.7%	-0.9%

LANZAROTE

	United Kingdom	Germany	Belgium	France	Netherlands	Ireland	Italy	Switzerland	Denmark	Finland	Norway	Sweden	Nordics	Others	International	Mainland	TOTAL
2018	107,677	33,006	4,178	6,536	8,011	18,678	6,042	n.d.	n.d.	n.d.	n.d.	n.d.	16,298	n.d.	211,216	17,543	228,759
2019	100,186	30,635	4,219	9,530	9,125	17,646	6,303	n.d.	n.d.	n.d.	n.d.	n.d.	13,896	n.d.	202,534	18,408	220,942
Change	-7,491	-2,371	41	2,994	1,114	-1,032	261	--	--	--	--	--	-2,402	--	-8,682	865	-7,817
Change, %	-7.0%	-7.2%	1.0%	45.8%	13.9%	-5.5%	4.3%	--	--	--	--	--	-14.7%	--	-4.1%	4.9%	-3.4%

FUERTEVENTURA

	United Kingdom	Germany	Belgium	France	Netherlands	Ireland	Italy	Switzerland	Denmark	Finland	Norway	Sweden	Nordics	Others	International	Mainland	TOTAL
2018	39,385	63,915	904	4,351	3,782	2,051	5,098	n.d.	n.d.	n.d.	n.d.	n.d.	11,265	n.d.	143,430	7,177	150,608
2019	33,017	66,115	1,166	7,052	3,956	2,330	5,248	n.d.	n.d.	n.d.	n.d.	n.d.	10,426	n.d.	142,948	8,295	151,243
Change	-6,368	2,200	262	2,701	174	279	150	--	--	--	--	--	-839	--	-482	1,118	635
Change, %	-16.2%	3.4%	29.0%	62.1%	4.6%	13.6%	2.9%	--	--	--	--	--	-7.4%	--	-0.3%	15.6%	0.4%

GRAN CANARIA

	United Kingdom	Germany	Belgium	France	Netherlands	Ireland	Italy	Switzerland	Denmark	Finland	Norway	Sweden	Nordics	Others	International	Mainland	TOTAL
2018	49,808	98,606	8,189	5,292	16,027	4,259	9,285	n.d.	n.d.	n.d.	n.d.	n.d.	133,206	n.d.	359,985	36,036	396,021
2019	54,179	94,323	6,834	5,595	18,502	4,922	7,869	n.d.	n.d.	n.d.	n.d.	n.d.	134,434	n.d.	360,655	42,136	402,790
Change	4,371	-4,283	-1,355	303	2,475	663	-1,416	--	--	--	--	--	1,228	--	670	6,100	6,769
Change, %	8.8%	-4.3%	-16.5%	5.7%	15.4%	15.6%	-15.3%	--	--	--	--	--	0.9%	--	0.2%	16.9%	1.7%

TENERIFE

	United Kingdom	Germany	Belgium	France	Netherlands	Ireland	Italy	Switzerland	Denmark	Finland	Norway	Sweden	Nordics	Others	International	Mainland	TOTAL
2018	190,274	67,794	15,975	12,102	11,128	10,958	16,222	n.d.	n.d.	n.d.	n.d.	n.d.	58,445	n.d.	439,121	51,484	490,605
2019	175,541	57,857	18,050	17,204	12,438	11,434	16,632	n.d.	n.d.	n.d.	n.d.	n.d.	57,111	n.d.	419,734	54,861	474,596
Change	-14,733	-9,937	2,075	5,102	1,310	476	410	--	--	--	--	--	-1,334	--	-19,387	3,377	-16,009
Change, %	-7.7%	-14.7%	13.0%	42.2%	11.8%	4.3%	2.5%	--	--	--	--	--	-2.3%	--	-4.4%	6.6%	-3.3%

LA PALMA


	United Kingdom	Germany	Belgium	France	Netherlands	Ireland	Italy	Switzerland	Denmark	Finland	Norway	Sweden	Nordics	Others	International	Mainland	TOTAL
2018	2,848	11,801	444	255	1,583	0	28	n.d.	n.d.	n.d.	n.d.	n.d.	1,246	n.d.	20,212	2,797	23,009
2019	2,625	10,860	534	209	1,891	0	234	n.d.	n.d.	n.d.	n.d.	n.d.	3,128	n.d.	21,748	2,353	24,101
Change	-223	-941	90	-46	308	0	206	--	--	--	--	--	1,882	--	1,536	-444	1,092
Change, %	-7.8%	-8.0%	20.3%	-18.0%	19.5%	--	735.7%	--	--	--	--	--	151.0%	--	7.6%	-15.9%	4.7%

Source: Frontur (ISTAC). Tourist arrivals by air.

Note: on the result of the estimated Canary Islands total arrivals, tourists from La Gomera and El Hierro are included. Only main tourists are taken into account in each island.

Tourist arrivals in the Canary Islands (ISTAC)

January - November 2019



CANARY ISLANDS

	United Kingdom	Germany	Belgium	France	Netherlands	Ireland	Italy	Switzerland	Denmark	Finland	Norway	Sweden	Nordics	Others	International	Mainland	TOTAL
2018	4,604,651	2,787,240	375,866	543,589	573,615	519,842	449,788	292,648	282,675	225,667	382,689	511,551	1,402,582	1,037,079	12,586,895	1,630,382	14,217,273
2019	4,547,117	2,396,580	366,429	540,161	532,071	545,891	414,275	243,298	261,534	215,548	375,349	461,066	1,313,497	1,048,605	11,947,920	1,837,022	13,784,942
Change	-57,534	-390,660	-9,437	-3,428	-41,544	26,049	-35,513	-49,350	-21,141	-10,119	-7,340	-50,485	-89,085	11,526	-638,975	206,640	-432,331
Change, %	-1.2%	-14.0%	-2.5%	-0.6%	-7.2%	5.0%	-7.9%	-16.9%	-7.5%	-4.5%	-1.9%	-9.9%	-6.4%	1.1%	-5.1%	12.7%	-3.0%

LANZAROTE

	United Kingdom	Germany	Belgium	France	Netherlands	Ireland	Italy	Switzerland	Denmark	Finland	Norway	Sweden	Nordics	Others	International	Mainland	TOTAL
2018	1,254,576	297,681	50,556	133,970	104,405	270,538	66,708	n.d.	n.d.	n.d.	n.d.	n.d.	93,934	n.d.	2,409,345	235,391	2,644,734
2019	1,293,972	278,906	47,943	141,364	85,868	292,051	60,689	n.d.	n.d.	n.d.	n.d.	n.d.	81,927	n.d.	2,406,262	274,774	2,681,036
Change	39,396	-18,775	-2,613	7,394	-18,537	21,513	-6,019	--	--	--	--	--	-12,007	--	-3,083	39,383	36,302
Change, %	3.1%	-6.3%	-5.2%	5.5%	-17.8%	8.0%	-9.0%	--	--	--	--	--	-12.8%	--	-0.1%	16.7%	1.4%

FUERTEVENTURA

	United Kingdom	Germany	Belgium	France	Netherlands	Ireland	Italy	Switzerland	Denmark	Finland	Norway	Sweden	Nordics	Others	International	Mainland	TOTAL
2018	478,275	786,440	15,091	116,010	53,307	33,432	89,927	n.d.	n.d.	n.d.	n.d.	n.d.	86,476	n.d.	1,834,100	126,295	1,960,395
2019	447,678	631,135	13,888	102,416	45,115	31,933	79,784	n.d.	n.d.	n.d.	n.d.	n.d.	71,491	n.d.	1,598,341	146,327	1,744,669
Change	-30,597	-155,305	-1,203	-13,594	-8,192	-1,499	-10,143	--	--	--	--	--	-14,985	--	-235,759	20,032	-215,726
Change, %	-6.4%	-19.7%	-8.0%	-11.7%	-15.4%	-4.5%	-11.3%	--	--	--	--	--	-17.3%	--	-12.9%	15.9%	-11.0%

GRAN CANARIA

	United Kingdom	Germany	Belgium	France	Netherlands	Ireland	Italy	Switzerland	Denmark	Finland	Norway	Sweden	Nordics	Others	International	Mainland	TOTAL
2018	769,302	866,324	106,054	98,163	219,486	75,970	94,658	n.d.	n.d.	n.d.	n.d.	n.d.	850,945	n.d.	3,471,966	518,351	3,990,317
2019	703,727	751,636	95,059	84,945	215,105	70,277	89,232	n.d.	n.d.	n.d.	n.d.	n.d.	810,139	n.d.	3,188,566	590,054	3,778,618
Change	-65,575	-114,688	-10,995	-13,218	-4,381	-5,693	-5,426	--	--	--	--	--	-40,806	--	-283,400	71,703	-211,699
Change, %	-8.5%	-13.2%	-10.4%	-13.5%	-2.0%	-7.5%	-5.7%	--	--	--	--	--	-4.8%	--	-8.2%	13.8%	-5.3%

TENERIFE

	United Kingdom	Germany	Belgium	France	Netherlands	Ireland	Italy	Switzerland	Denmark	Finland	Norway	Sweden	Nordics	Others	International	Mainland	TOTAL
2018	2,049,381	687,006	194,704	180,887	171,055	138,673	195,846	n.d.	n.d.	n.d.	n.d.	n.d.	347,191	n.d.	4,562,152	701,162	5,263,313
2019	2,056,519	583,926	199,392	199,384	162,817	150,277	182,018	n.d.	n.d.	n.d.	n.d.	n.d.	330,760	n.d.	4,459,856	768,293	5,228,152
Change	7,138	-103,080	4,688	18,497	-8,238	11,604	-13,828	--	--	--	--	--	-16,431	--	-102,296	67,131	-35,161
Change, %	0.3%	-15.0%	2.4%	10.2%	-4.8%	8.4%	-7.1%	--	--	--	--	--	-4.7%	--	-2.2%	9.6%	-0.7%

LA PALMA


	United Kingdom	Germany	Belgium	France	Netherlands	Ireland	Italy	Switzerland	Denmark	Finland	Norway	Sweden	Nordics	Others	International	Mainland	TOTAL
2018	31,141	94,410	5,756	12,271	23,448	338	1,748	n.d.	n.d.	n.d.	n.d.	n.d.	17,394	n.d.	208,752	42,382	251,137
2019	24,780	90,881	6,364	8,928	20,143	433	1,809	n.d.	n.d.	n.d.	n.d.	n.d.	13,194	n.d.	188,398	48,861	237,259
Change	-6,361	-3,529	608	-3,343	-3,305	95	61	--	--	--	--	--	-4,200	--	-20,354	6,479	-13,878
Change, %	-20.4%	-3.7%	10.6%	-27.2%	-14.1%	28.1%	3.5%	--	--	--	--	--	-24.1%	--	-9.8%	15.3%	-5.5%

Source: Frontur (ISTAC). Tourist arrivals by air.

Note: on the result of the estimated Canary Islands total arrivals, tourists from La Gomera and El Hierro are included. Only main tourists are taken into account in each island.

International tourist arrivals in Spain (INE)

November 2019



BY COUNTRY OF RESIDENCE

Monthly

	UK	Germany	Belgium	France	Netherlands	Ireland	Italy	Switzerland	Denmark	Finland	Norway	Sweden	Nordics	Russia	Portugal	Austria	Others	INTERNATIONAL
Nov-18	934,572	575,223	138,519	477,488	166,221	85,430	287,656	106,684	74,923	74,102	107,838	152,402	409,265	53,863	161,192	45,198	1,045,245	4,536,873
Nov-19	875,196	572,891	139,900	576,020	183,926	94,870	294,485	92,424	78,967	74,996	111,380	155,662	421,005	53,325	124,740	38,180	1,135,076	4,664,345
Change	-59,376	-2,332	1,381	98,532	17,705	9,440	6,829	-14,260	4,044	894	3,542	3,260	11,740	-538	-36,452	-7,018	89,831	127,472
Change, %	-6.4%	-0.4%	1.0%	20.6%	10.7%	11.0%	2.4%	-13.4%	5.4%	1.2%	3.3%	2.1%	2.9%	-1.0%	-22.6%	-15.5%	8.6%	2.8%

Year-to-date

	UK	Germany	Belgium	France	Netherlands	Ireland	Italy	Switzerland	Denmark	Finland	Norway	Sweden	Nordics	Russia	Portugal	Austria	Others	INTERNATIONAL
Jan-Nov18	17,667,510	10,877,929	#####	#####	3,701,365	1,959,548	4,091,540	1,786,732	1,327,884	770,973	1,425,322	1,905,007	5,429,186	1,166,939	2,195,151	882,402	15,158,133	78,453,614
Jan-Nov19	17,287,571	10,679,340	#####	#####	3,537,483	2,092,652	4,236,693	1,735,526	1,138,190	695,092	1,398,387	1,950,960	5,182,629	1,259,893	2,304,109	1,148,763	16,443,929	79,386,398
Change	-379,939	-198,589	19,448	-139,563	-163,882	133,104	145,153	-51,206	-189,694	-75,881	-26,935	45,953	-246,557	92,954	108,958	266,361	1,285,796	932,784
Change, %	-2.2%	-1.8%	0.8%	-1.3%	-4.4%	6.8%	3.5%	-2.9%	-14.3%	-9.8%	-1.9%	2.4%	-4.5%	8.0%	5.0%	30.2%	8.5%	1.2%

BY AUTONOMOUS COMMUNITY

Monthly


	Canary Islands	Andalusia	Aragon	Asturias	Balearic Islands	Cantabria	C. y Leon	C. La Mancha	Catalonia	Valencian Region	Extremadura	Galicia	Madrid	Murcia	Navarre	Basque Country	La Rioja	SPAIN
Nov-18	1,184,564	604,357	22,443	0	188,018	16,258	86,524	0	1,034,633	497,041	0	78,633	603,691	52,376	0	94,851	0	4,536,873
Nov-19	1,173,321	614,040	37,285	20,187	182,833	15,779	68,195	13,496	1,049,423	545,604	0	78,657	665,852	50,307	0	72,199	0	4,664,345
Change	-11,243	9,683	14,842	20,187	-5,185	-479	-18,329	13,496	14,790	48,563	0	24	62,161	-2,069	0	-22,652	0	127,472
Change, %	-0.9%	1.6%	66.1%	--	-2.8%	-2.9%	-21.2%	--	1.4%	9.8%	--	0.0%	10.3%	-4.0%	--	-23.9%	--	2.8%

Year-to-date

	Canary Islands	Andalusia	Aragon	Asturias	Balearic Islands	Cantabria	C. y Leon	C. La Mancha	Catalonia	Valencian Region	Extremadura	Galicia	Madrid	Murcia	Navarre	Basque Country	La Rioja	SPAIN
Jan-Nov18	12,495,832	11,128,660	503,273	250,696	13,668,269	368,437	1,299,025	170,523	18,227,022	8,779,078	203,206	1,429,466	6,613,021	1,083,939	173,052	1,481,085	22,014	78,453,614
Jan-Nov19	11,946,216	11,519,640	512,067	273,392	13,555,995	403,001	1,241,885	242,312	18,365,118	9,109,970	164,093	1,552,037	7,109,316	1,016,886	258,174	1,537,611	29,350	79,386,398
Change	-549,616	390,980	8,794	22,696	-112,274	34,564	-57,140	71,789	138,096	330,892	-39,113	122,571	496,295	-67,053	85,122	56,526	7,336	932,784
Change, %	-4.4%	3.5%	1.7%	9.1%	-0.8%	9.4%	-4.4%	42.1%	0.8%	3.8%	-19.2%	8.6%	7.5%	-6.2%	49.2%	3.8%	33.3%	1.2%

Tourist arrivals in the Canary Islands (ISTAC)

November 2019



Number of tourists by holiday package booking and country of residence

November 2019

	Book	Do not book	TOTAL	% Book	% Do not book
International	685,589	476,612	1,162,201	59.0%	41.0%
- Germany	191,048	77,279	268,327	71.2%	28.8%
- Netherlands	32,694	13,716	46,410	70.4%	29.6%
- Ireland	12,782	23,676	36,458	35.1%	64.9%
- Nordics	150,229	70,184	220,413	68.2%	31.8%
- United Kingdom	209,393	158,442	367,835	56.9%	43.1%
- Switzerland	13,882	14,543	28,425	48.8%	51.2%
- Others	75,561	118,772	194,333	38.9%	61.1%
Spanish Mainland	27,399	99,481	126,880	21.6%	78.4%
TOTAL	712,989	576,092	1,289,081	55.3%	44.7%

January - November 2019

	Book	Do not book	TOTAL	% Book	% Do not book
International	7,215,736	4,732,183	11,947,919	60.4%	39.6%
- Germany	1,723,986	672,594	2,396,580	71.9%	28.1%
- Netherlands	369,822	162,248	532,070	69.5%	30.5%
- Ireland	202,515	343,376	545,891	37.1%	62.9%
- Nordics	934,295	379,203	1,313,498	71.1%	28.9%
- United Kingdom	2,751,227	1,795,887	4,547,114	60.5%	39.5%
- Switzerland	119,531	123,765	243,296	49.1%	50.9%
- Others	1,114,362	1,255,107	2,369,469	47.0%	53.0%
Spanish Mainland	557,616	1,279,406	1,837,022	30.4%	69.6%
TOTAL	7,773,354	6,011,590	13,784,944	56.4%	43.6%

Share of tourists by accommodation type and country of residence

November 2019

	Hotels and similar	Rental	Property	Cruise	Others
International	73.7%	10.6%	3.6%	3.8%	8.3%
- Germany	67.9%	10.0%	3.5%	13.6%	5.0%
- Netherlands	76.5%	17.3%	0.6%	1.0%	4.5%
- Ireland	66.2%	22.8%	2.7%	0.0%	8.4%
- Nordics	85.2%	6.7%	2.6%	0.0%	5.4%
- United Kingdom	75.9%	9.6%	3.9%	1.3%	9.3%
- Switzerland	78.6%	8.1%	4.6%	3.1%	5.7%
- Others	64.4%	14.3%	4.9%	0.9%	15.5%
Spanish Mainland	64.1%	10.5%	1.7%	1.6%	22.2%
TOTAL	72.7%	10.6%	3.4%	3.6%	9.7%

January - November 2019


	Hotels and similar	Rental	Property	Cruise	Others
International	77.1%	9.1%	2.7%	1.8%	9.3%
- Germany	75.6%	8.2%	2.7%	7.3%	6.2%
- Netherlands	79.4%	12.4%	1.5%	0.6%	6.2%
- Ireland	74.2%	13.1%	2.2%	0.3%	10.3%
- Nordics	85.2%	5.8%	3.0%	0.0%	6.0%
- United Kingdom	78.5%	8.5%	2.6%	0.5%	9.9%
- Switzerland	76.6%	10.5%	3.8%	1.0%	8.1%
- Others	71.5%	11.1%	3.0%	0.5%	13.9%
Spanish Mainland	67.1%	9.5%	1.9%	0.3%	21.2%
TOTAL	75.8%	9.1%	2.6%	1.6%	10.9%

Source: Frontur (ISTAC). Tourist arrivals by air.

Note: on the result of the estimated Canary Islands total arrivals, tourists from La Gomera and El Hierro are included.

Tourist arrivals in the Canary Islands (ISTAC)

November 2019



Number of tourists by holiday package booking and island of stay

November 2019

		Lanzarote	Fuerteventura	Gran Canaria	Tenerife	La Palma	CANARY ISLANDS
Book	Total	135,570	109,533	236,958	239,250	14,854	712,989
	- International	130,025	107,145	231,525	225,319	14,595	685,589
	- Spanish Mainlan	5,545	2,387	5,433	13,931	259	27,399
Do not book	Total	96,426	49,819	168,756	248,326	14,760	576,092
	- International	82,720	43,134	130,673	206,516	11,902	476,612
	- Spanish Mainlan	13,705	6,685	38,083	41,810	2,858	99,481
TOTAL	All markets	231,995	159,352	405,715	487,576	29,614	1,289,081
	- International	212,745	150,279	362,198	431,835	26,496	1,162,201
	- Spanish Mainlan	19,250	9,072	43,517	55,741	3,118	126,880
% book package	Total	58.4%	68.7%	58.4%	49.1%	50.2%	55.3%
	- International	61.1%	71.3%	63.9%	52.2%	55.1%	59.0%
	- Spanish Mainlan	28.8%	26.3%	12.5%	25.0%	8.3%	21.6%

January - November 2019

		Lanzarote	Fuerteventura	Gran Canaria	Tenerife	La Palma	CANARY ISLANDS
Book	Total	1,648,182	1,256,800	2,217,357	2,831,719	143,902	7,773,354
	- International	1,539,120	1,211,807	2,095,643	2,549,533	133,169	7,215,736
	- Spanish Mainlan	109,061	44,993	121,717	282,189	10,735	557,616
Do not book	Total	1,160,660	597,679	1,633,300	2,531,475	164,262	6,011,590
	- International	981,819	486,046	1,147,068	2,028,866	117,599	4,732,183
	- Spanish Mainlan	178,842	111,634	486,232	502,608	46,663	1,279,406
TOTAL	All markets	2,808,842	1,854,479	3,850,661	5,363,194	308,164	13,784,942
	- International	2,520,938	1,697,851	3,242,709	4,578,398	250,766	11,947,918
	- Spanish Mainlan	287,904	156,627	607,950	784,798	57,397	1,837,022
% book package	Total	58.7%	67.8%	57.6%	52.8%	46.7%	56.4%
	- International	61.1%	71.4%	64.6%	55.7%	53.1%	60.4%
	- Spanish Mainlan	37.9%	28.7%	20.0%	36.0%	18.7%	30.4%

Share of tourists by accommodation type and island of stay

November 2019

		Lanzarote	Fuerteventura	Gran Canaria	Tenerife	La Palma	CANARY ISLANDS
International	Hotels	77.6%	82.0%	73.1%	68.0%	44.8%	73.7%
	Rental	10.1%	9.1%	6.0%	13.1%	30.7%	10.6%
	Property	1.5%	1.8%	3.2%	5.2%	2.6%	3.6%
	Cruise	3.5%	3.6%	10.4%	3.3%	13.5%	3.8%
	Others	7.4%	3.5%	7.2%	10.4%	8.4%	8.3%
Spanish Mainland	Hotels	69.4%	68.1%	67.8%	61.3%	31.9%	64.1%
	Rental	6.4%	14.8%	5.3%	12.7%	45.1%	10.5%
	Property	2.0%	3.7%	1.2%	1.3%	5.7%	1.7%
	Cruise	0.3%	0.6%	0.3%	3.5%	0.0%	1.6%
	Others	21.9%	12.8%	25.4%	21.2%	17.3%	22.2%
TOTAL	Hotels	76.9%	81.2%	72.6%	67.2%	43.4%	72.7%
	Rental	9.8%	9.4%	5.9%	13.0%	32.2%	10.6%
	Property	1.5%	1.9%	3.0%	4.8%	3.0%	3.4%
	Cruise	3.2%	3.5%	9.3%	3.3%	12.1%	3.6%
	Others	8.6%	4.0%	9.2%	11.7%	9.3%	9.7%

January - November 2019

		Lanzarote	Fuerteventura	Gran Canaria	Tenerife	La Palma	CANARY ISLANDS
International	Hotels	77.1%	80.4%	76.6%	73.3%	42.6%	77.1%
	Rental	9.0%	9.0%	6.4%	9.3%	28.3%	9.1%
	Property	1.4%	2.3%	2.8%	3.2%	3.1%	2.7%
	Cruise	3.1%	4.6%	6.0%	2.7%	17.8%	1.8%
	Others	9.3%	3.8%	8.2%	11.6%	8.2%	9.3%
Spanish Mainland	Hotels	73.0%	63.3%	66.3%	67.6%	48.7%	67.1%
	Rental	2.9%	15.8%	8.0%	10.2%	31.6%	9.5%
	Property	1.9%	2.3%	1.2%	2.2%	3.5%	1.9%
	Cruise	0.3%	0.4%	0.3%	0.6%	1.1%	0.3%
	Others	21.9%	18.2%	24.3%	19.4%	15.0%	21.2%
TOTAL	Hotels	76.7%	79.0%	74.9%	72.5%	43.7%	75.8%
	Rental	8.4%	9.5%	6.7%	9.4%	29.0%	9.1%
	Property	1.5%	2.3%	2.6%	3.0%	3.2%	2.6%
	Cruise	2.8%	4.2%	5.1%	2.4%	14.7%	1.6%
	Others	10.6%	5.0%	10.7%	12.7%	9.5%	10.9%

Source: Frontur (ISTAC). Tourist arrivals by air.

Note: in the islands are included tourists who have chosen the island as the main destination of their trip or as a secondary destination.