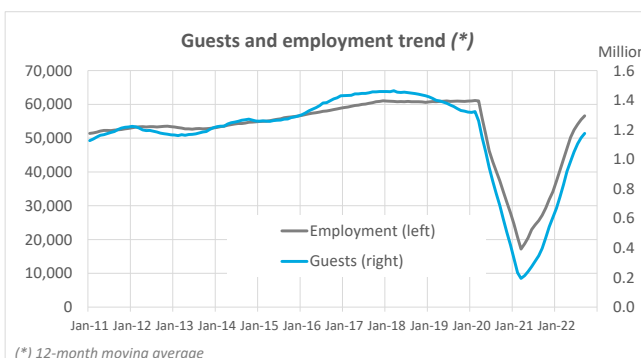
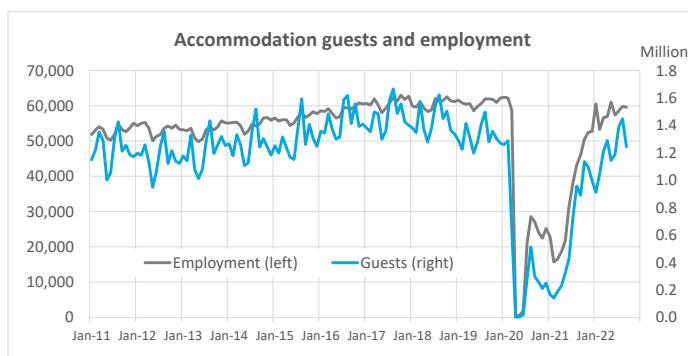


# Employment in tourist accommodation September 2022



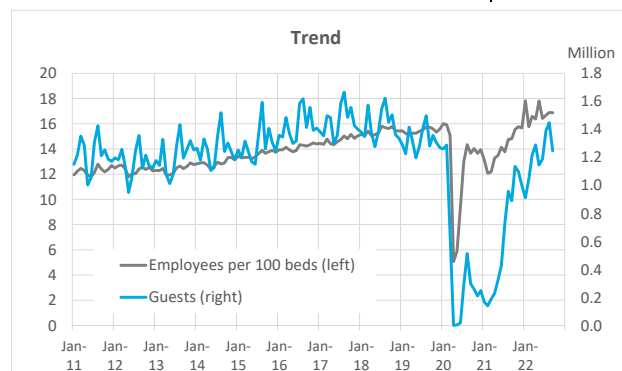
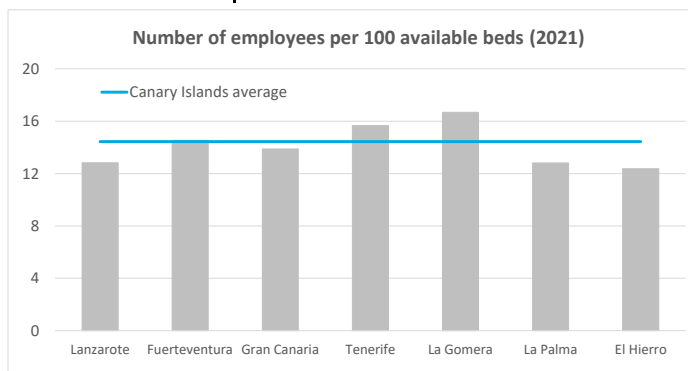
## Employment

	Lanzarote	Fuerteventura	Gran Canaria	Tenerife	La Gomera	La Palma	El Hierro	Canary Islands
<b>2017</b>	9,872	9,630	17,192	22,230	867	1,169	76	<b>61,034</b>
<b>2018</b>	9,892	9,146	16,918	22,583	886	1,098	77	<b>60,600</b>
<b>2019</b>	9,778	9,219	17,006	22,870	881	1,114	80	<b>60,949</b>
<b>2020</b>	4,444	4,213	7,223	11,038	459	447	51	<b>27,875</b>
<b>2021</b>	5,276	5,593	9,265	12,914	529	510	72	<b>34,160</b>
<b>September 2019</b>	10,066	9,572	16,764	23,551	872	1,047	79	<b>61,951</b>
<b>September 2022</b>	10,030	10,476	15,577	22,057	623	736	99	<b>59,598</b>
<b>Change</b>	<b>-36</b>	<b>904</b>	<b>-1,187</b>	<b>-1,494</b>	<b>-249</b>	<b>-311</b>	<b>20</b>	<b>-2,353</b>
<b>Change (%)</b>	<b>-0.4%</b>	<b>9.4%</b>	<b>-7.1%</b>	<b>-6.3%</b>	<b>-28.6%</b>	<b>-29.7%</b>	<b>25.3%</b>	<b>-3.8%</b>



## Indicator of number of employees per 100 available beds

	Lanzarote	Fuerteventura	Gran Canaria	Tenerife	La Gomera	La Palma	El Hierro	Canary Islands
<b>2017</b>	13.6	15.5	13.2	16.4	17.1	14.8	9.4	<b>14.7</b>
<b>2018</b>	14.7	15.7	13.7	17.2	17.6	15.2	10.3	<b>15.4</b>
<b>2019</b>	14.7	15.3	13.8	17.3	17.5	14.8	10.7	<b>15.4</b>
<b>2020</b>	13.5	14.2	13.2	16.6	16.7	14.3	12.9	<b>14.7</b>
<b>2021</b>	12.8	14.5	13.9	15.7	16.7	12.8	12.4	<b>14.4</b>
<b>September 2019</b>	15.1	15.7	13.9	17.8	17.4	13.9	10.8	<b>15.7</b>
<b>September 2022</b>	16.0	17.3	16.2	17.7	19.1	14.9	13.7	<b>16.9</b>
<b>Change</b>	<b>0.9</b>	<b>1.5</b>	<b>2.2</b>	<b>-0.0</b>	<b>1.7</b>	<b>1.1</b>	<b>2.9</b>	<b>1.1</b>

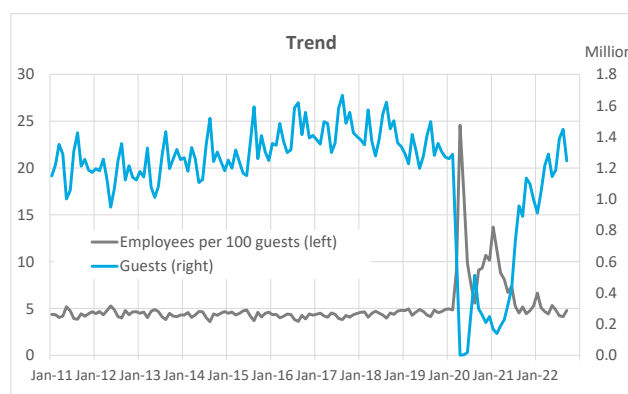
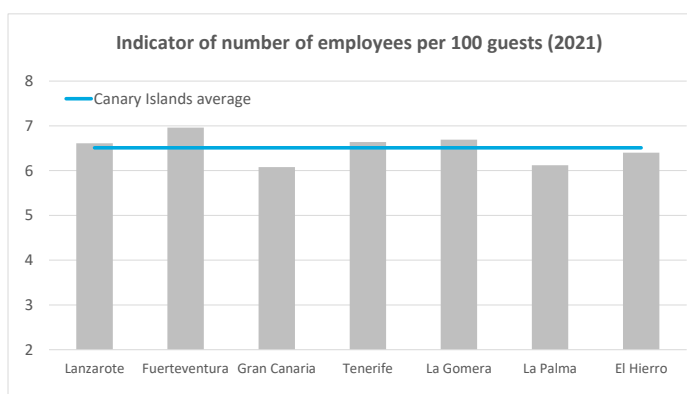


# Employment in tourist accommodation September 2022



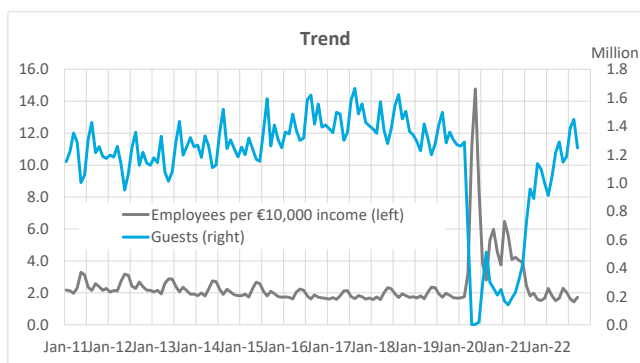
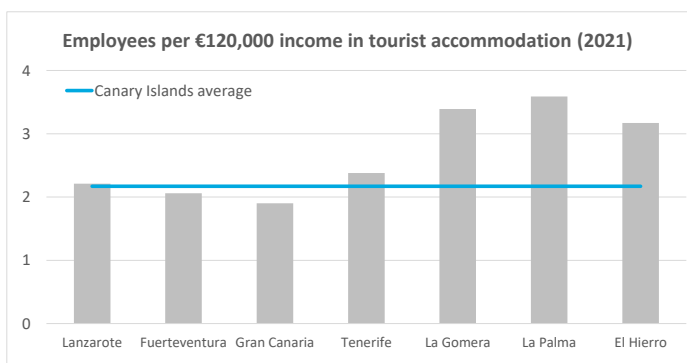
## Indicator of number of employees per 100 accommodation guests

	Lanzarote	Fuerteventura	Gran Canaria	Tenerife	La Gomera	La Palma	El Hierro	Canary Islands
<b>2017</b>	4.4	5.5	5.1	5.3	5.8	4.6	4.2	<b>5.1</b>
<b>2018</b>	4.8	5.7	5.2	5.5	5.5	4.9	5.2	<b>5.3</b>
<b>2019</b>	5.0	6.3	5.4	5.7	6.1	5.9	4.5	<b>5.6</b>
<b>2020</b>	8.3	9.1	7.0	8.5	7.6	7.2	9.3	<b>8.1</b>
<b>2021</b>	6.6	7.0	6.1	6.6	6.7	6.1	6.4	<b>6.5</b>
	Lanzarote	Fuerteventura	Gran Canaria	Tenerife	La Gomera	La Palma	El Hierro	Canary Islands
<b>September 2019</b>	4.3	5.2	4.7	5.1	5.5	5.0	2.6	<b>4.8</b>
<b>September 2022</b>	4.4	5.2	4.9	4.7	5.5	4.2	3.5	<b>4.8</b>
<b>Change</b>	0.13	-0.02	0.23	-0.36	-0.03	-0.74	0.89	<b>-0.05</b>



## Indicator of number of employees per €120,000 annual income in tourist accommodation

	Lanzarote	Fuerteventura	Gran Canaria	Tenerife	La Gomera	La Palma	El Hierro	Canary Islands
<b>2017</b>	1.7	1.8	1.6	1.8	2.7	3.5	3.3	<b>1.8</b>
<b>2018</b>	1.8	1.8	1.7	1.9	2.9	3.5	3.3	<b>1.8</b>
<b>2019</b>	1.8	2.0	1.7	1.9	3.0	3.1	3.5	<b>1.9</b>
<b>2020</b>	2.8	2.8	2.2	2.8	3.7	3.6	3.9	<b>2.6</b>
<b>2021</b>	2.2	2.1	1.9	2.4	3.4	3.6	3.2	<b>2.2</b>
	Lanzarote	Fuerteventura	Gran Canaria	Tenerife	La Gomera	La Palma	El Hierro	Canary Islands
<b>September 2019</b>	1.7	1.9	1.9	2.1	3.6	3.2	2.9	<b>2.0</b>
<b>September 2022</b>	1.5	1.7	1.7	1.8	3.1	2.1	3.3	<b>1.7</b>
<b>Change</b>	-0.16	-0.13	-0.26	-0.30	-0.58	-1.06	0.38	<b>-0.24</b>



Source: Encuestas de Alojamiento Turístico. ISTAC. Note: only employees in open establishments are taken into account (including workers in ERTE)