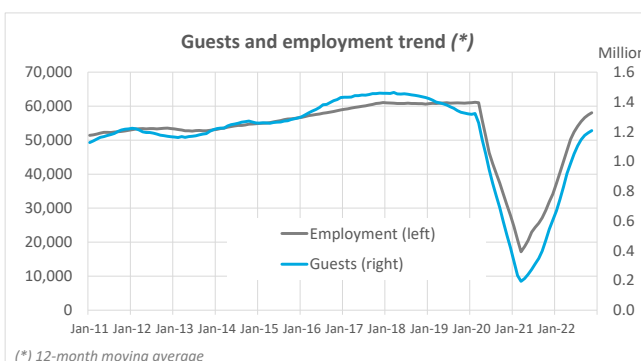
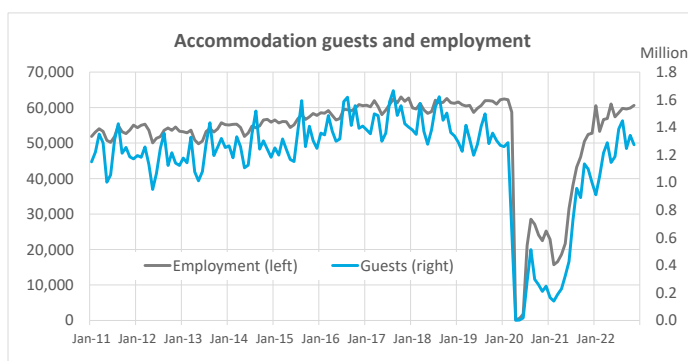


Employment in tourist accommodation November 2022



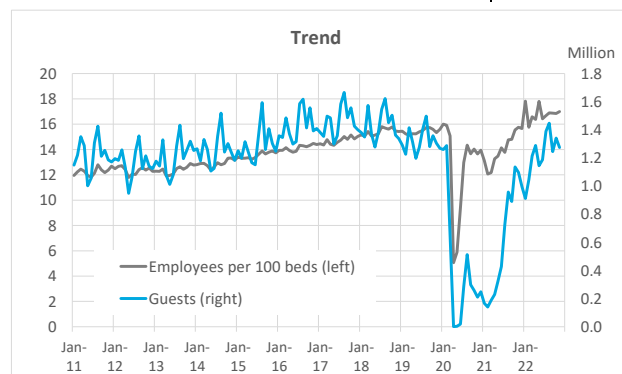
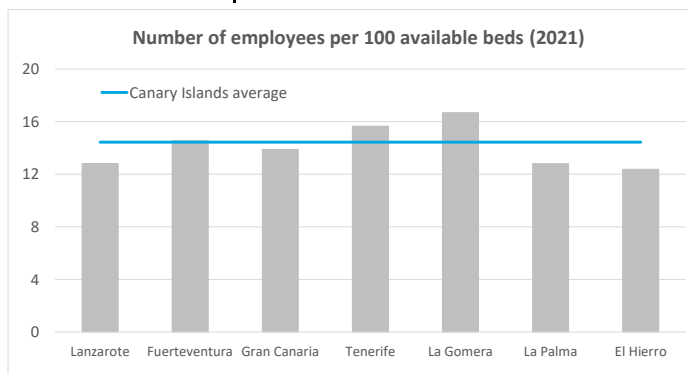
Employment

	Lanzarote	Fuerteventura	Gran Canaria	Tenerife	La Gomera	La Palma	El Hierro	Canary Islands
2017	9,872	9,630	17,192	22,230	867	1,169	76	61,034
2018	9,892	9,146	16,918	22,583	886	1,098	77	60,600
2019	9,778	9,219	17,006	22,870	881	1,114	80	60,949
2020	4,444	4,213	7,223	11,038	459	447	51	27,875
2021	5,276	5,593	9,265	12,914	529	510	72	34,160
November 2019	9,556	9,073	17,447	22,855	884	1,088	90	60,993
November 2022	10,533	10,394	15,746	22,478	638	733	101	60,623
Change	977	1,321	-1,701	-377	-246	-355	11	-370
Change (%)	10.2%	14.6%	-9.7%	-1.6%	-27.8%	-32.6%	12.2%	-0.6%



Indicator of number of employees per 100 available beds

	Lanzarote	Fuerteventura	Gran Canaria	Tenerife	La Gomera	La Palma	El Hierro	Canary Islands
2017	13.6	15.5	13.2	16.4	17.1	14.8	9.4	14.7
2018	14.7	15.7	13.7	17.2	17.6	15.2	10.3	15.4
2019	14.7	15.3	13.8	17.3	17.5	14.8	10.7	15.4
2020	13.5	14.2	13.2	16.6	16.7	14.3	12.9	14.7
2021	12.8	14.5	13.9	15.7	16.7	12.8	12.4	14.4
November 2019	14.5	15.0	14.0	17.2	17.6	14.5	11.9	15.3
November 2022	16.6	17.3	15.9	18.0	19.5	14.6	13.6	17.0
Change	2.1	2.3	2.0	0.8	1.9	0.1	1.8	1.7

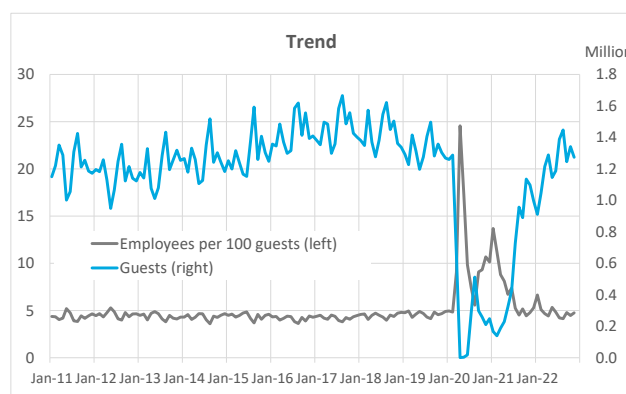
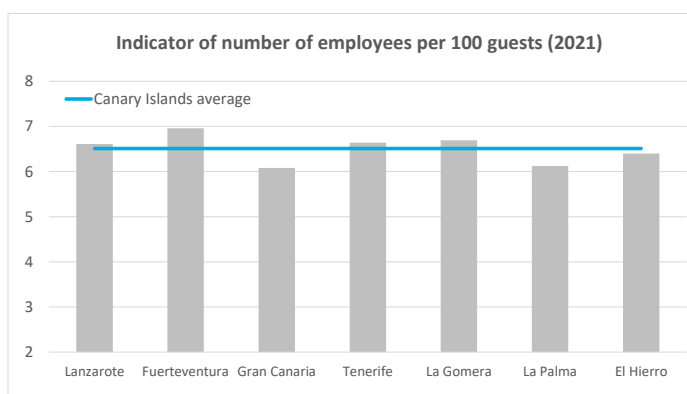


Employment in tourist accommodation November 2022



Indicator of number of employees per 100 accommodation guests

	Lanzarote	Fuerteventura	Gran Canaria	Tenerife	La Gomera	La Palma	El Hierro	Canary Islands
2017	4.4	5.5	5.1	5.3	5.8	4.6	4.2	5.1
2018	4.8	5.7	5.2	5.5	5.5	4.9	5.2	5.3
2019	5.0	6.3	5.4	5.7	6.1	5.9	4.5	5.6
2020	8.3	9.1	7.0	8.5	7.6	7.2	9.3	8.1
2021	6.6	7.0	6.1	6.6	6.7	6.1	6.4	6.5
	Lanzarote	Fuerteventura	Gran Canaria	Tenerife	La Gomera	La Palma	El Hierro	Canary Islands
November 2019	4.3	5.2	4.4	4.8	5.4	4.7	4.2	4.7
November 2022	4.6	5.6	4.6	4.6	5.6	4.7	6.9	4.8
Change	0.29	0.38	0.17	-0.24	0.24	-0.02	2.65	0.08



Indicator of number of employees per €120,000 annual income in tourist accommodation

	Lanzarote	Fuerteventura	Gran Canaria	Tenerife	La Gomera	La Palma	El Hierro	Canary Islands
2017	1.7	1.8	1.6	1.8	2.7	3.5	3.3	1.8
2018	1.8	1.8	1.7	1.9	2.9	3.5	3.3	1.8
2019	1.8	2.0	1.7	1.9	3.0	3.1	3.5	1.9
2020	2.8	2.8	2.2	2.8	3.7	3.6	3.9	2.6
2021	2.2	2.1	1.9	2.4	3.4	3.6	3.2	2.2
	Lanzarote	Fuerteventura	Gran Canaria	Tenerife	La Gomera	La Palma	El Hierro	Canary Islands
November 2019	1.8	1.8	1.4	1.8	2.5	2.6	3.8	1.7
November 2022	1.6	1.7	1.2	1.5	2.1	2.6	3.2	1.5
Change	-0.17	-0.04	-0.23	-0.28	-0.41	-0.04	-0.61	-0.21

