

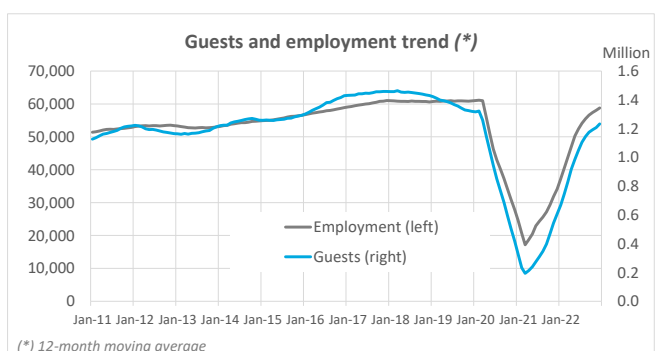
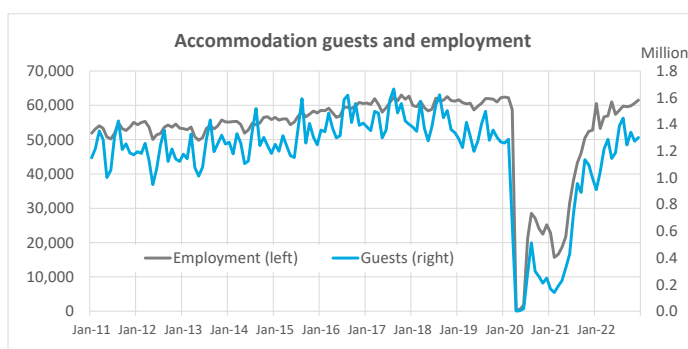
Employment in tourist accommodation December 2022



Employment

	Lanzarote	Fuerteventura	Gran Canaria	Tenerife	La Gomera	La Palma	El Hierro	Canary Islands
2018	9,892	9,146	16,918	22,583	886	1,098	77	60,600
2019	9,778	9,219	17,006	22,870	881	1,114	80	60,949
2020	4,444	4,213	7,223	11,038	459	447	51	27,875
2021	5,276	5,593	9,265	12,914	529	510	72	34,160
2022	9,724	9,584	15,519	21,887	618	663	96	58,091

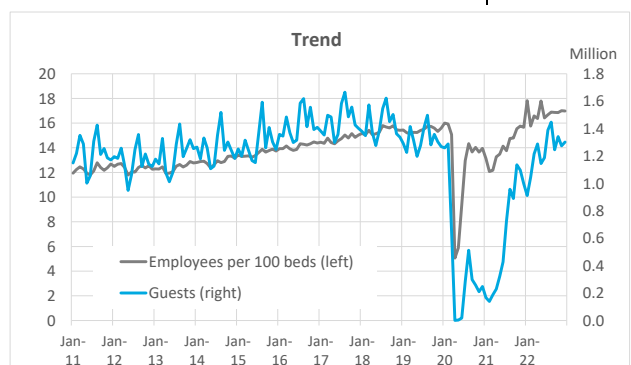
	Lanzarote	Fuerteventura	Gran Canaria	Tenerife	La Gomera	La Palma	El Hierro	Canary Islands
December 2019	9,918	9,055	17,846	23,231	914	1,168	92	62,224
December 2022	10,633	10,411	16,104	22,888	648	763	99	61,546
Change	715	1,356	-1,742	-343	-266	-405	7	-678
Change (%)	7.2%	15.0%	-9.8%	-1.5%	-29.1%	-34.7%	7.6%	-1.1%



Indicator of number of employees per 100 available beds

	Lanzarote	Fuerteventura	Gran Canaria	Tenerife	La Gomera	La Palma	El Hierro	Canary Islands
2018	14.7	15.7	13.7	17.2	17.6	15.2	10.3	15.4
2019	14.7	15.3	13.8	17.3	17.5	14.8	10.7	15.4
2020	13.5	14.2	13.2	16.6	16.7	14.3	12.9	14.7
2021	12.8	14.5	13.9	15.7	16.7	12.8	12.4	14.4
2022	15.7	16.6	16.0	17.7	18.9	13.4	13.4	16.6

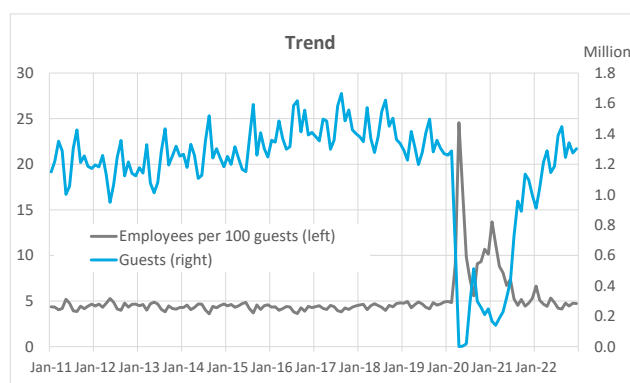
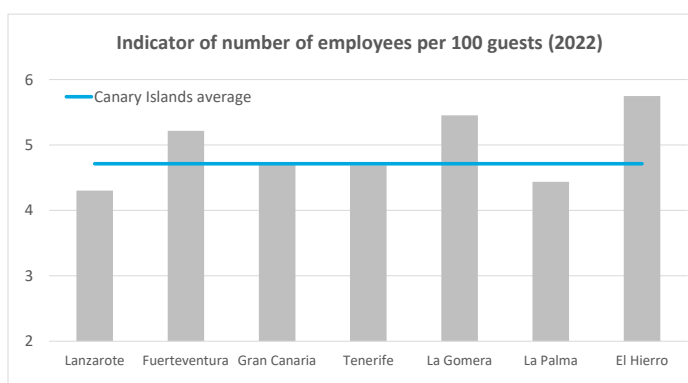
	Lanzarote	Fuerteventura	Gran Canaria	Tenerife	La Gomera	La Palma	El Hierro	Canary Islands
December 2019	14.9	15.3	14.1	17.4	18.0	15.5	12.1	15.6
December 2022	16.6	17.4	15.8	18.0	18.8	14.9	13.2	17.0
Change	1.7	2.1	1.7	0.5	0.7	-0.7	1.0	1.4



Employment in tourist accommodation December 2022

Indicator of number of employees per 100 accommodation guests

	Lanzarote	Fuerteventura	Gran Canaria	Tenerife	La Gomera	La Palma	El Hierro	Canary Islands
2018	4.1	4.7	4.3	4.6	5.2	4.7	4.9	4.5
2019	4.1	5.1	4.4	4.8	5.4	5.0	4.2	4.6
2020	6.7	7.4	5.8	7.1	6.8	6.1	8.8	6.6
2021	5.6	5.8	5.3	5.8	6.1	5.6	6.1	5.6
2022	4.3	5.2	4.7	4.7	5.5	4.4	5.7	4.7
December 2019								
	4.5	5.5	4.7	5.0	5.9	5.5	6.2	4.9
December 2022								
	4.5	5.8	4.4	4.6	5.8	5.3	8.7	4.7
Change	0.03	0.26	-0.31	-0.33	-0.06	-0.25	2.50	-0.18



Indicator of number of employees per €120,000 annual income in tourist accommodation

	Lanzarote	Fuerteventura	Gran Canaria	Tenerife	La Gomera	La Palma	El Hierro	Canary Islands
2018	1.8	1.8	1.7	1.9	2.9	3.5	3.3	1.8
2019	1.8	2.0	1.7	1.9	3.0	3.1	3.5	1.9
2020	2.8	2.8	2.2	2.8	3.7	3.6	3.9	2.6
2021	2.2	2.1	1.9	2.4	3.4	3.6	3.2	2.2
2022	1.6	1.9	1.5	1.7	2.4	2.5	3.3	1.7
December 2019								
	1.7	1.8	1.4	1.8	2.7	3.1	4.6	1.7
December 2022								
	1.6	1.8	1.2	1.4	2.1	2.7	3.6	1.4
Change	-0.14	-0.09	-0.19	-0.34	-0.59	-0.32	-1.02	-0.23

