

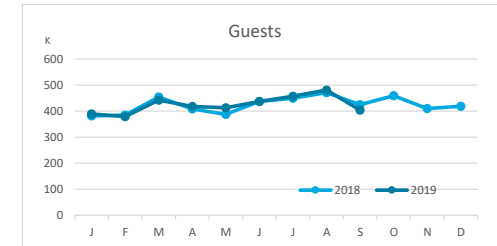
Main tourist accommodation indicators

TENERIFE (January - September 2019)



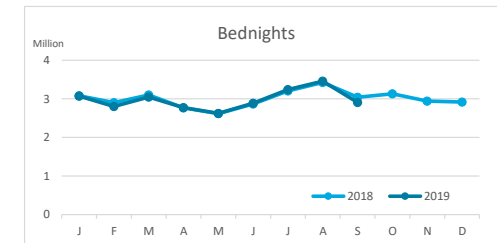
GUESTS BY ACCOMMODATION TYPE (*)

	Breakdown by accommodation type											
	TOTAL				Hotels				Apartments			
	Abroad	Mainland	Canary Islands	Total	Abroad	Mainland	Canary Islands	Total	Abroad	Mainland	Canary Islands	Total
Jan-Sep18	2,910,173	497,398	391,258	3,798,829	2,020,527	409,188	273,428	2,703,143	889,646	88,210	117,830	1,095,686
Jan-Sep19	2,888,153	517,097	414,493	3,819,743	2,018,496	436,095	294,731	2,749,322	869,657	81,002	119,762	1,070,421
Change	-22,020	19,699	23,235	20,914	-2,031	26,907	21,303	46,179	-19,989	-7,208	1,932	-25,265
Change, %	-0.8%	4.0%	5.9%	0.6%	-0.1%	6.6%	7.8%	1.7%	-2.2%	-8.2%	1.6%	-2.3%



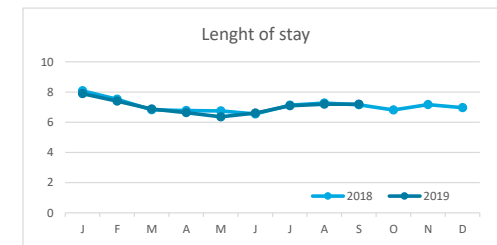
BEDNIGHTS

	Breakdown by accommodation type											
	TOTAL				Hotels				Apartments			
	Abroad	Mainland	Canary Islands	Total	Abroad	Mainland	Canary Islands	Total	Abroad	Mainland	Canary Islands	Total
Jan-Sep18	23,060,691	2,636,887	1,305,349	27,002,927	15,436,993	2,158,125	796,293	18,391,411	7,623,698	478,762	509,056	8,611,516
Jan-Sep19	22,717,401	2,735,915	1,354,320	26,807,636	15,377,543	2,285,841	885,167	18,548,551	7,339,858	450,074	469,153	8,259,085
Change	-343,290	99,028	48,971	-195,291	-59,450	127,716	88,874	157,140	-283,840	-28,688	-39,903	-352,431
Change, %	-1.5%	3.8%	3.8%	-0.7%	-0.4%	5.9%	11.2%	0.9%	-3.7%	-6.0%	-7.8%	-4.1%

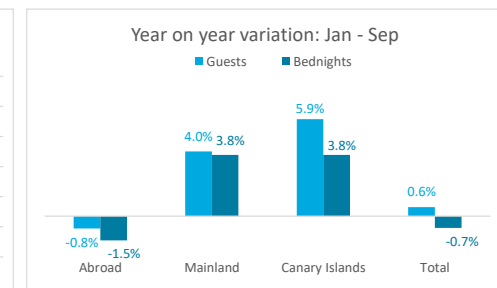
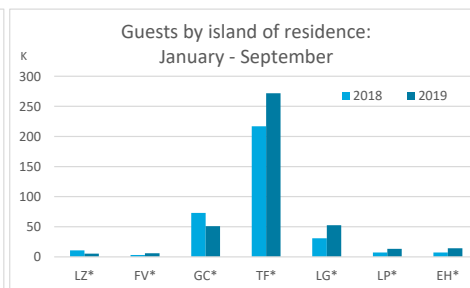
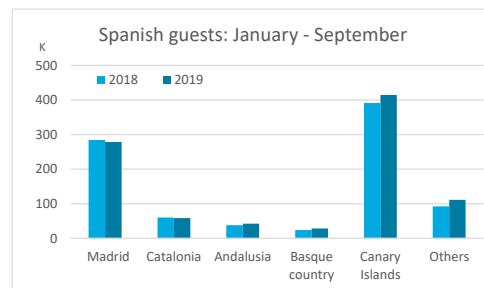
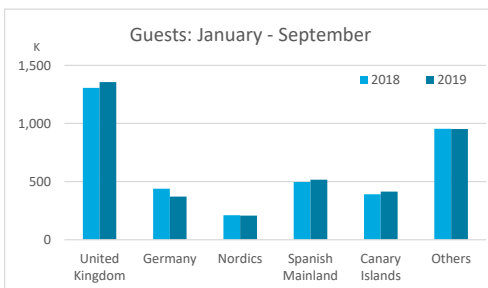


LENGHT OF STAY

	Breakdown by accommodation type											
	TOTAL				Hotels				Apartments			
	Abroad	Mainland	Canary Islands	Total	Abroad	Mainland	Canary Islands	Total	Abroad	Mainland	Canary Islands	Total
Jan-Sep18	7.9	5.3	3.3	7.1	7.6	5.3	2.9	6.8	8.6	5.4	4.3	7.9
Jan-Sep19	7.9	5.3	3.3	7.0	7.6	5.2	3.0	6.7	8.4	5.6	3.9	7.7
Change	-0.1	0.0	-0.1	-0.1	0.0	0.0	0.1	-0.1	-0.1	0.1	-0.4	-0.1



GUESTS AND BEDNIGHTS BY PLACE OF RESIDENCE

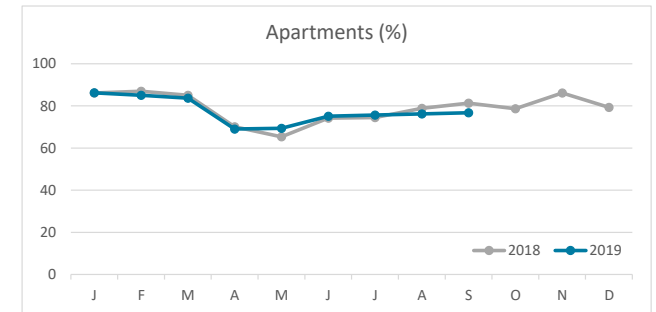
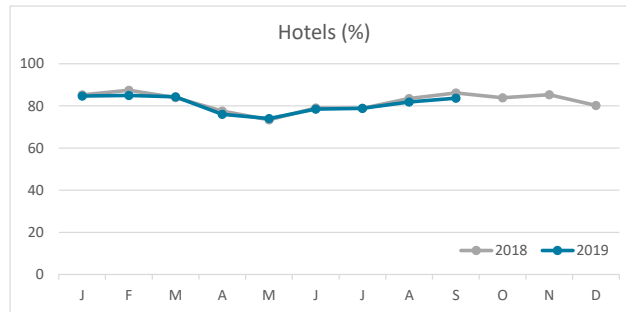
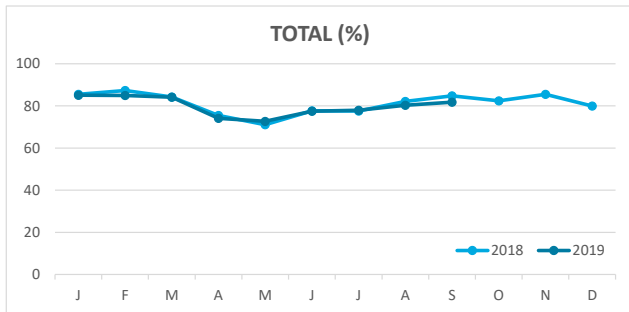


Note: LZ* (Lanzarote), FV* (Fuerteventura), GC* (Gran Canaria), TF* (Tenerife), LG* (La Gomera), LP* (La Palma) and EH* (El Hierro).

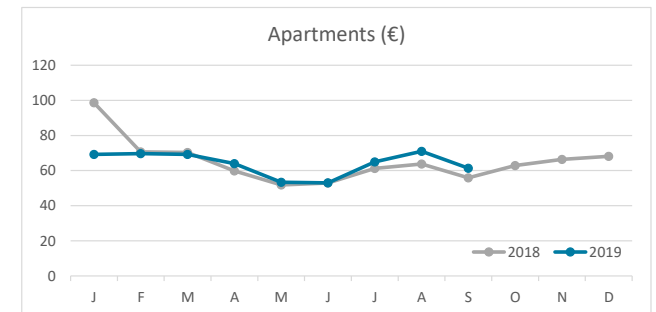
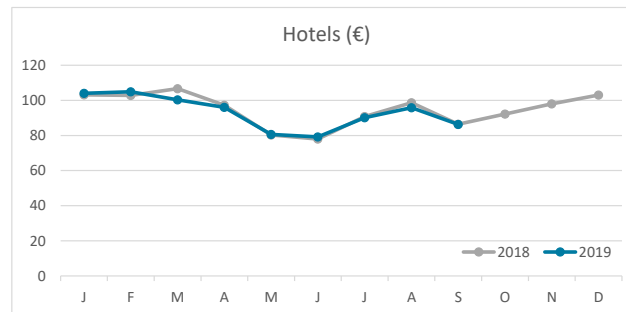
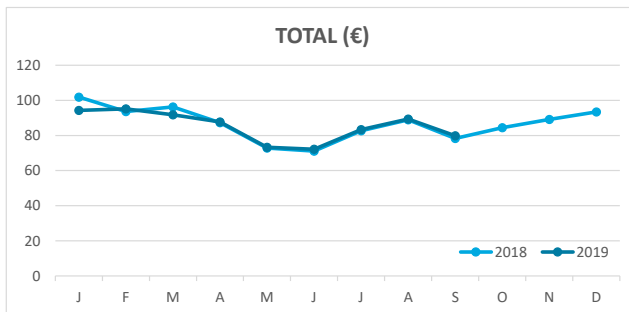
Main tourist accommodation indicators TENERIFE (January - September 2019)



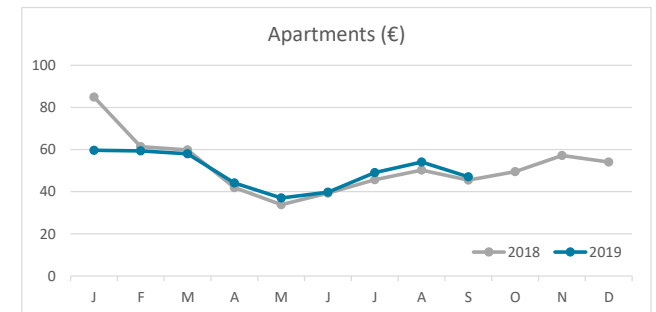
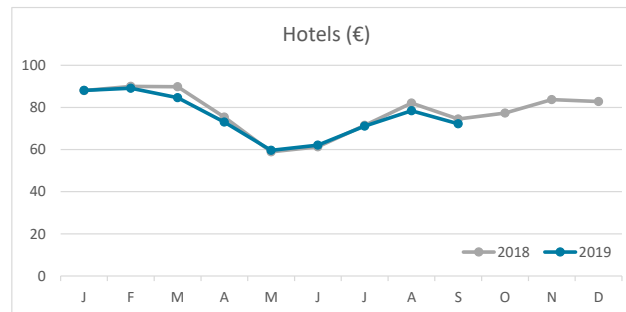
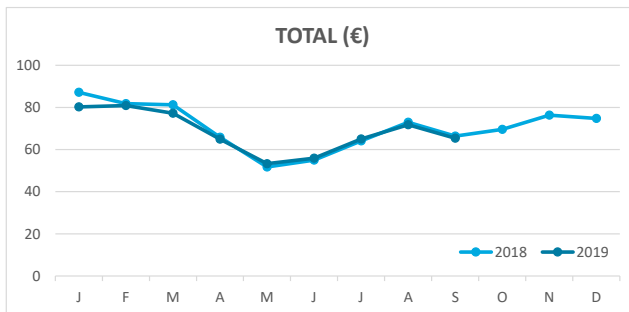
OCCUPANCY RATE PER ROOM / APARTMENT



ADR (Average Daily Rate)



REVPAR (Revenue Per Available Room)



Note: "Guests indicator" refers to number of guests checking in as new arrivals.
Source: Encuestas de Alojamiento Turístico (ISTAC)