

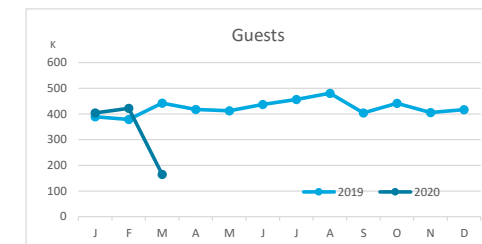
Main tourist accommodation indicators

TENERIFE (January - March 2020)



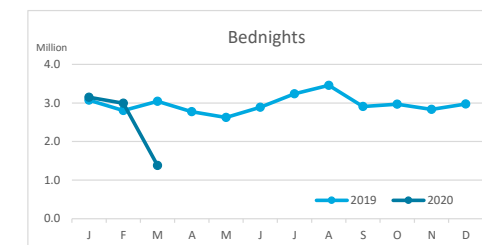
GUESTS BY ACCOMMODATION TYPE (*)

	Breakdown by accommodation type											
	TOTAL				Hotels				Apartments			
	Abroad	Mainland	Canary Islands	Total	Abroad	Mainland	Canary Islands	Total	Abroad	Mainland	Canary Islands	Total
Jan-Mar19	1,029,677	110,215	70,663	1,210,555	728,044	97,891	56,309	882,244	301,633	12,324	14,354	328,311
Jan-Mar20	832,747	93,517	64,128	990,392	611,012	84,042	50,141	745,195	221,735	9,475	13,987	245,197
Change	-196,930	-16,698	-6,535	-220,163	-117,032	-13,849	-6,168	-137,049	-79,898	-2,849	-367	-83,114
Change, %	-19.1%	-15.2%	-9.2%	-18.2%	-16.1%	-14.1%	-11.0%	-15.5%	-26.5%	-23.1%	-2.6%	-25.3%



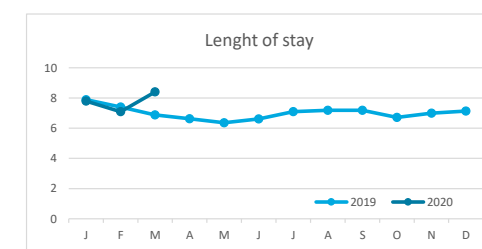
BEDNIGHTS

	Breakdown by accommodation type											
	TOTAL				Hotels				Apartments			
	Abroad	Mainland	Canary Islands	Total	Abroad	Mainland	Canary Islands	Total	Abroad	Mainland	Canary Islands	Total
Jan-Mar19	8,113,159	559,965	247,943	8,921,067	5,464,071	490,766	181,064	6,135,901	2,649,088	69,199	66,879	2,785,166
Jan-Mar20	6,832,469	494,559	193,565	7,520,593	4,708,013	438,214	124,865	5,271,092	2,124,456	56,345	68,700	2,249,501
Change	-1,280,690	-65,406	-54,378	-1,400,474	-756,058	-52,552	-56,199	-864,809	-524,632	-12,854	1,821	-535,665
Change, %	-15.8%	-11.7%	-21.9%	-15.7%	-13.8%	-10.7%	-31.0%	-14.1%	-19.8%	-18.6%	2.7%	-19.2%

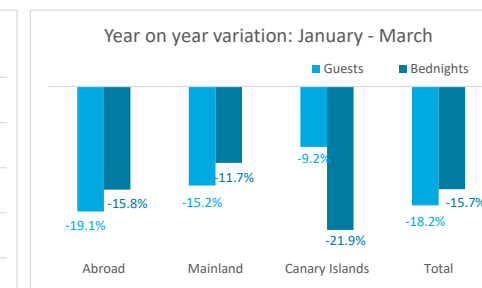
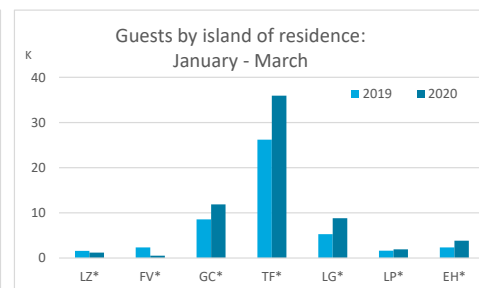
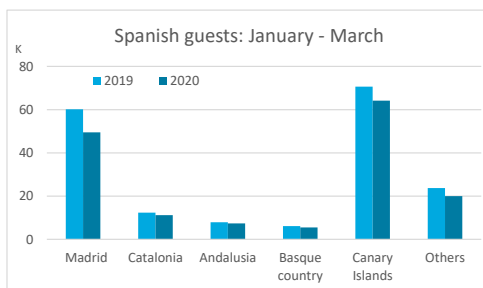
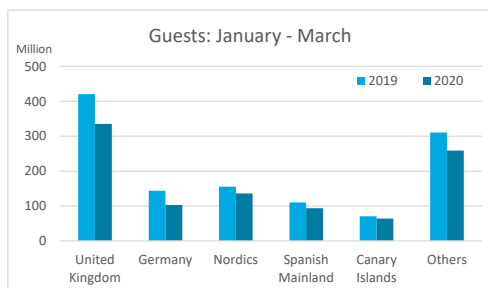


LENGHT OF STAY

	Breakdown by accommodation type											
	TOTAL				Hotels				Apartments			
	Abroad	Mainland	Canary Islands	Total	Abroad	Mainland	Canary Islands	Total	Abroad	Mainland	Canary Islands	Total
Jan-Mar19	7.9	5.1	3.5	7.4	7.5	5.0	3.2	7.0	8.8	5.6	4.7	8.5
Jan-Mar20	8.2	5.3	3.0	7.6	7.7	5.2	2.5	7.1	9.6	5.9	4.9	9.2
Change	0.3	0.2	-0.5	0.2	0.2	0.2	-0.7	0.1	0.8	0.3	0.3	0.7



GUESTS AND BEDNIGHTS BY PLACE OF RESIDENCE



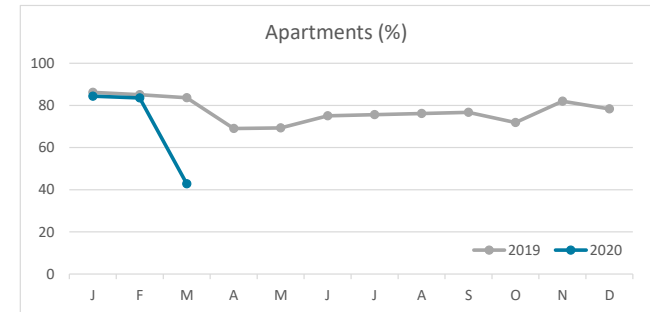
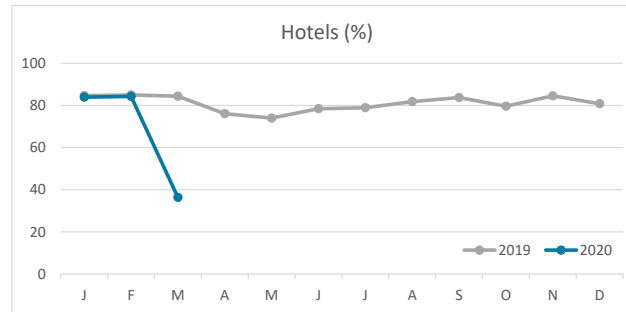
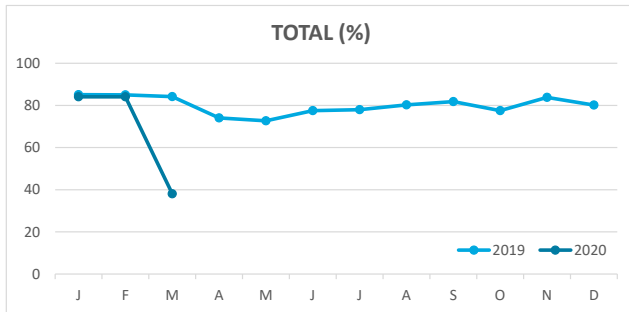
Note: LZ* (Lanzarote), FV* (Fuerteventura), GC* (Gran Canaria), TF* (Tenerife), LG* (La Gomera), LP* (La Palma) and EH* (El Hierro).

Main tourist accommodation indicators

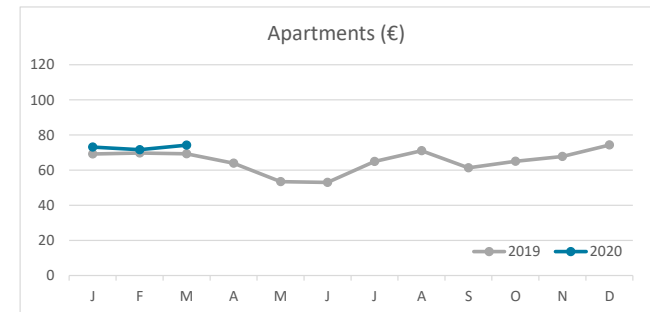
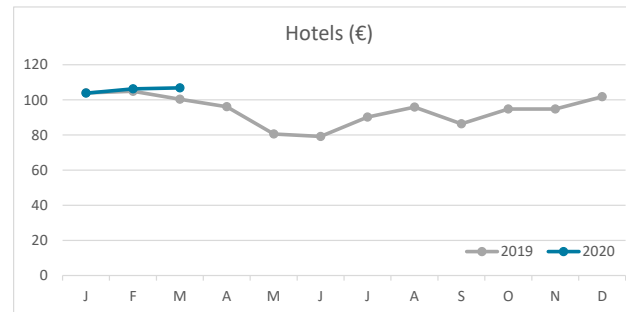
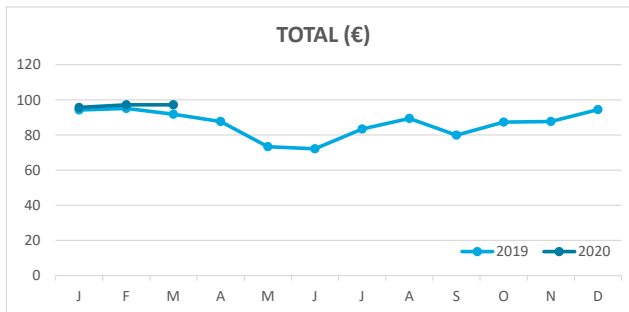
TENERIFE (January - March 2020)



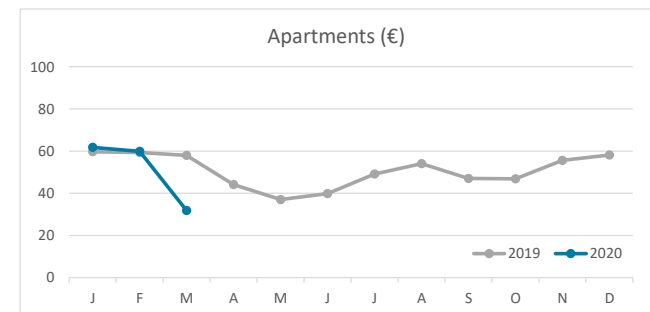
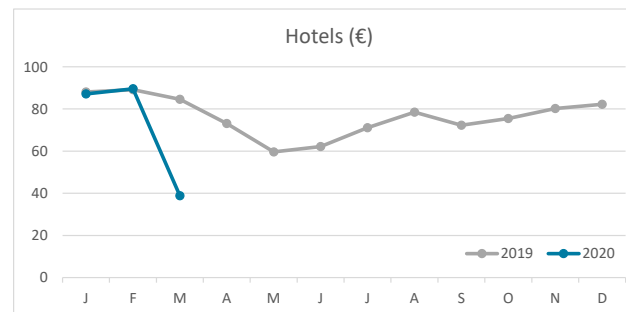
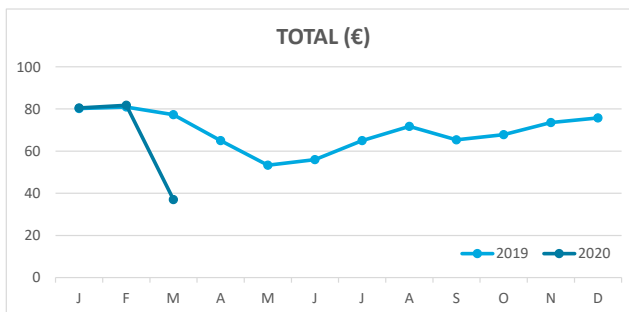
OCCUPANCY RATE PER ROOM / APARTMENT



ADR (Average Daily Rate)



REVPAR (Revenue Per Available Room)



Note: "Guests indicator" refers to number of guests checking in as new arrivals.
 Source: Encuestas de Alojamiento Turístico (ISTAC)