

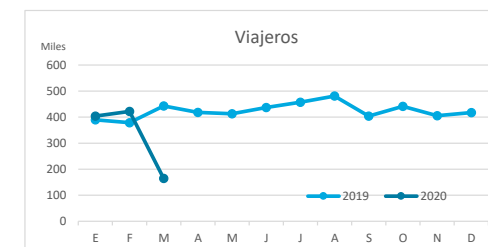
Principales indicadores de alojamiento turístico

TENERIFE (a marzo 2020)



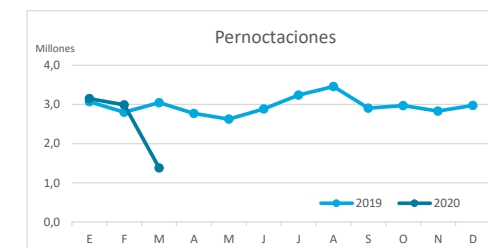
VIAJEROS EN ALOJAMIENTO TURÍSTICO

| | Detalle según tipo de alojamiento | | | | | | | | | | | |
|-----------|-----------------------------------|-----------|----------|------------------|------------|-----------|----------|-----------------|---------------|-----------|----------|----------------|
| | TOTAL | | | | Hotelero | | | | Extrahotelero | | | |
| | Extranjero | Península | Canarias | Total | Extranjero | Península | Canarias | Total | Extranjero | Península | Canarias | Total |
| ene-mar19 | 1.029.677 | 110.215 | 70.663 | 1.210.555 | 728.044 | 97.891 | 56.309 | 882.244 | 301.633 | 12.324 | 14.354 | 328.311 |
| ene-mar20 | 832.747 | 93.517 | 64.128 | 990.392 | 611.012 | 84.042 | 50.141 | 745.195 | 221.735 | 9.475 | 13.987 | 245.197 |
| Dif | -196.930 | -16.698 | -6.535 | -220.163 | -117.032 | -13.849 | -6.168 | -137.049 | -79.898 | -2.849 | -367 | -83.114 |
| Dif, % | -19,1% | -15,2% | -9,2% | -18,2% | -16,1% | -14,1% | -11,0% | -15,5% | -26,5% | -23,1% | -2,6% | -25,3% |



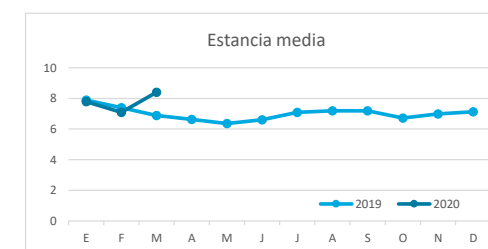
PERNOCTACIONES

| | Detalle según tipo de alojamiento | | | | | | | | | | | |
|-----------|-----------------------------------|-----------|----------|-------------------|------------|-----------|----------|------------------|---------------|-----------|----------|------------------|
| | TOTAL | | | | Hotelero | | | | Extrahotelero | | | |
| | Extranjero | Península | Canarias | Total | Extranjero | Península | Canarias | Total | Extranjero | Península | Canarias | Total |
| ene-mar19 | 8.113.159 | 559.965 | 247.943 | 8.921.067 | 5.464.071 | 490.766 | 181.064 | 6.135.901 | 2.649.088 | 69.199 | 66.879 | 2.785.166 |
| ene-mar20 | 6.832.469 | 494.559 | 193.565 | 7.520.593 | 4.708.013 | 438.214 | 124.865 | 5.271.092 | 2.124.456 | 56.345 | 68.700 | 2.249.501 |
| Dif | -1.280.690 | -65.406 | -54.378 | -1.400.474 | -756.058 | -52.552 | -56.199 | -864.809 | -524.632 | -12.854 | 1.821 | -535.665 |
| Dif, % | -15,8% | -11,7% | -21,9% | -15,7% | -13,8% | -10,7% | -31,0% | -14,1% | -19,8% | -18,6% | 2,7% | -19,2% |

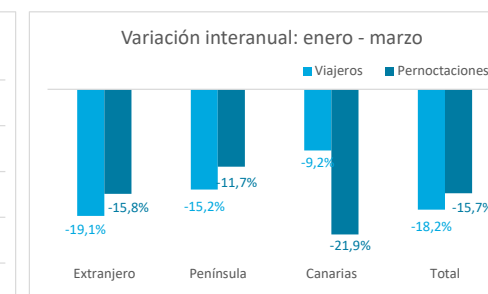
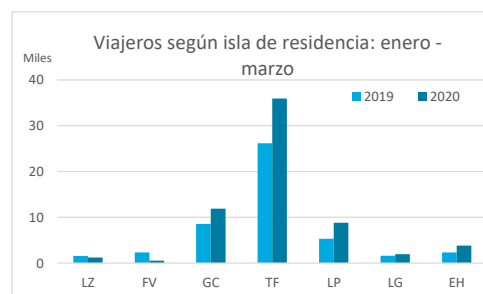
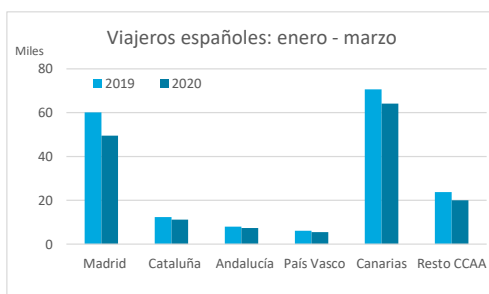
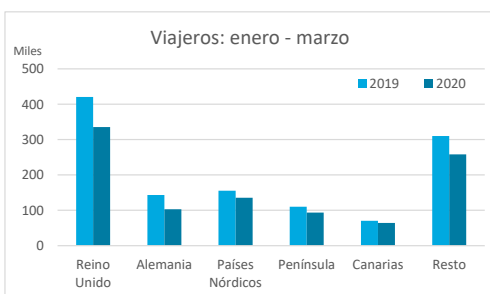


ESTANCIA MEDIA

| | Detalle según tipo de alojamiento | | | | | | | | | | | |
|-----------|-----------------------------------|-----------|----------|------------|------------|-----------|----------|------------|---------------|-----------|----------|------------|
| | TOTAL | | | | Hotelero | | | | Extrahotelero | | | |
| | Extranjero | Península | Canarias | Total | Extranjero | Península | Canarias | Total | Extranjero | Península | Canarias | Total |
| ene-mar19 | 7,9 | 5,1 | 3,5 | 7,4 | 7,5 | 5,0 | 3,2 | 7,0 | 8,8 | 5,6 | 4,7 | 8,5 |
| ene-mar20 | 8,2 | 5,3 | 3,0 | 7,6 | 7,7 | 5,2 | 2,5 | 7,1 | 9,6 | 5,9 | 4,9 | 9,2 |
| Dif | 0,3 | 0,2 | -0,5 | 0,2 | 0,2 | 0,2 | -0,7 | 0,1 | 0,8 | 0,3 | 0,3 | 0,7 |



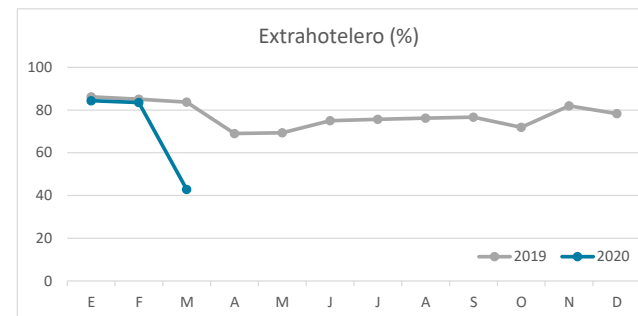
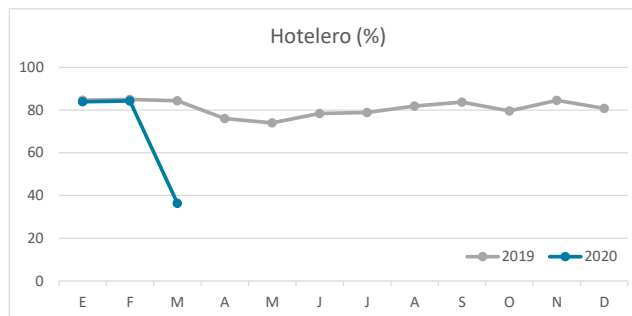
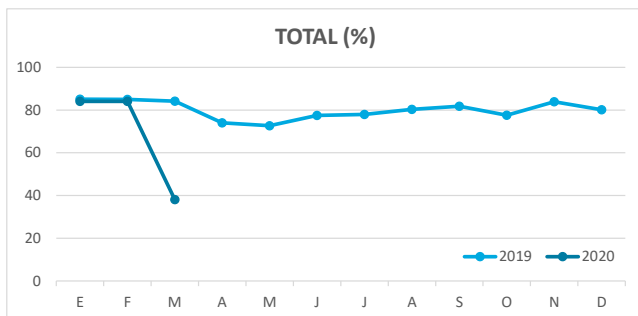
DETALLE VIAJEROS Y PERNOCTACIONES SEGÚN LUGAR DE RESIDENCIA



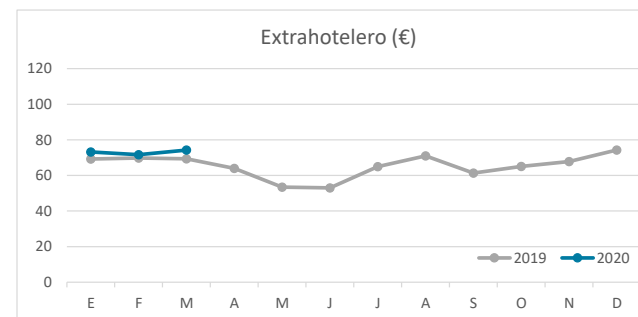
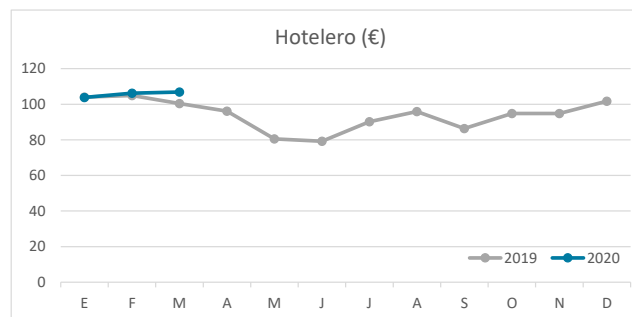
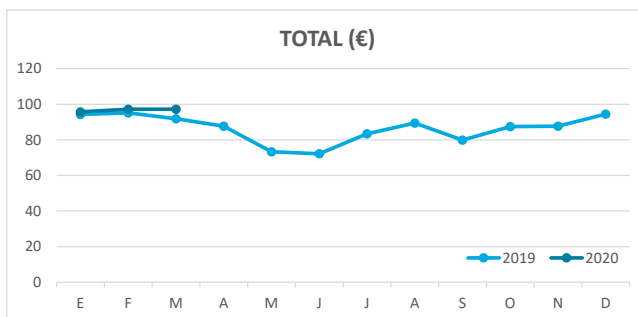
Principales indicadores de alojamiento turístico

TENERIFE (a marzo 2020)

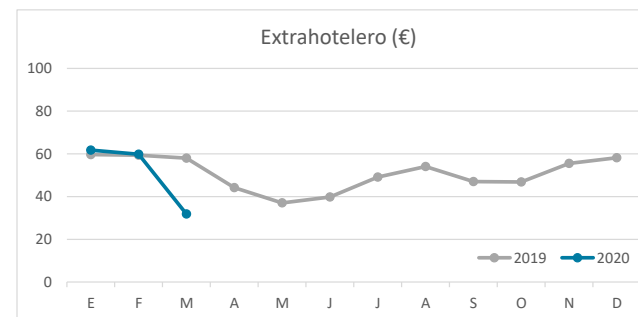
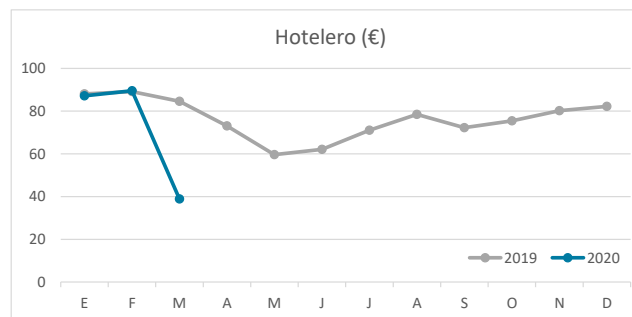
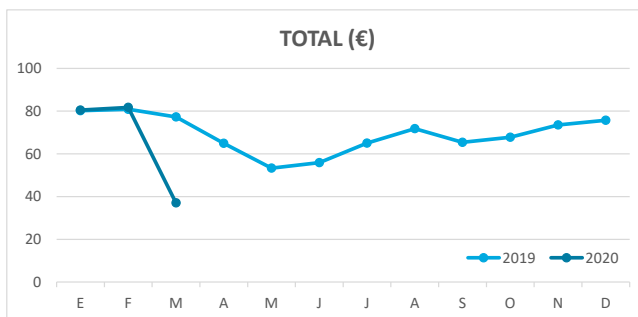
ÍNDICE DE OCUPACIÓN POR HABITACIÓN / APARTAMENTO



ADR (tarifa media diaria)



REVPAR (ingreso por habitación/apartamento disponible)



Nota: el indicador de viajeros se refiere a viajeros entrados.
Fuente: Encuestas de Alojamiento Turístico (ISTAC)