

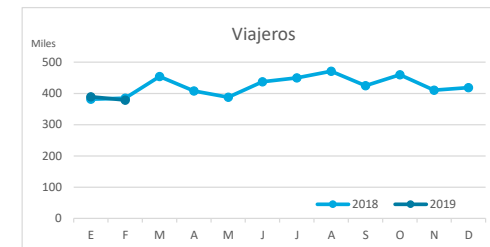
# Principales indicadores de alojamiento turístico

## TENERIFE (hasta febrero 2019)



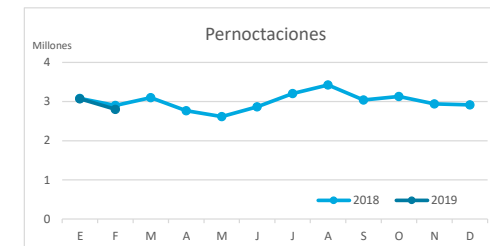
### VIAJEROS EN ALOJAMIENTO TURÍSTICO

	TOTAL				Detalle según tipo de alojamiento							
					Hotelero				Extrahotelero			
	Extranjero	Península	Canarias	Total	Extranjero	Península	Canarias	Total	Extranjero	Península	Canarias	Total
ene-feb18	657.133	64.028	45.154	<b>766.315</b>	459.466	57.318	36.852	<b>553.636</b>	197.667	6.710	8.302	<b>212.679</b>
ene-feb19	659.499	66.654	41.857	<b>768.010</b>	466.049	60.443	34.629	<b>561.121</b>	193.450	6.211	7.228	<b>206.889</b>
Dif	2.366	2.626	<b>-3.297</b>	<b>1.695</b>	6.583	3.125	<b>-2.223</b>	<b>7.485</b>	<b>-4.217</b>	<b>-499</b>	<b>-1.074</b>	<b>-5.790</b>
Dif, %	0,4%	4,1%	<b>-7,3%</b>	<b>0,2%</b>	1,4%	5,5%	<b>-6,0%</b>	<b>1,4%</b>	<b>-2,1%</b>	<b>-7,4%</b>	<b>-12,9%</b>	<b>-2,7%</b>



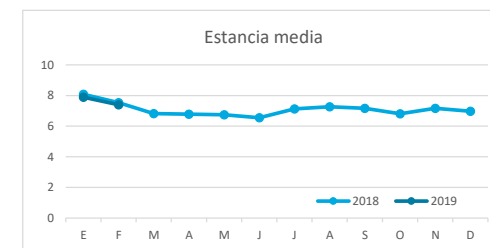
### PERNOCTACIONES

	TOTAL				Detalle según tipo de alojamiento							
					Hotelero				Extrahotelero			
	Extranjero	Península	Canarias	Total	Extranjero	Península	Canarias	Total	Extranjero	Península	Canarias	Total
ene-feb18	5.479.411	345.503	157.764	<b>5.982.678</b>	3.620.751	311.224	112.482	<b>4.044.457</b>	1.858.660	34.279	45.282	<b>1.938.221</b>
ene-feb19	5.374.629	354.092	147.494	<b>5.876.215</b>	3.604.314	317.291	109.838	<b>4.031.443</b>	1.770.315	36.801	37.656	<b>1.844.772</b>
Dif	<b>-104.782</b>	8.589	<b>-10.270</b>	<b>-106.463</b>	<b>-16.437</b>	6.067	<b>-2.644</b>	<b>-13.014</b>	<b>-88.345</b>	2.522	<b>-7.626</b>	<b>-93.449</b>
Dif, %	<b>-1,9%</b>	2,5%	<b>-6,5%</b>	<b>-1,8%</b>	<b>-0,5%</b>	1,9%	<b>-2,4%</b>	<b>-0,3%</b>	<b>-4,8%</b>	7,4%	<b>-16,8%</b>	<b>-4,8%</b>

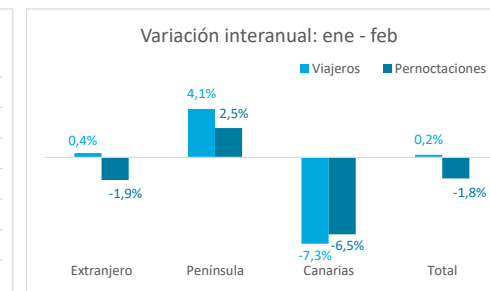
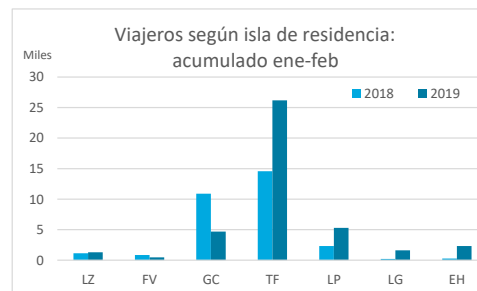
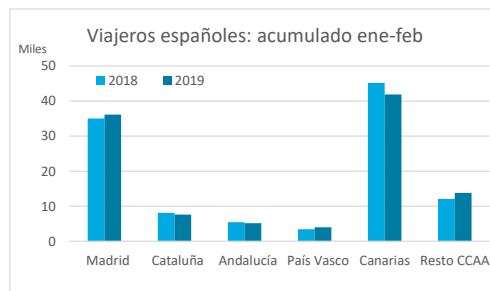
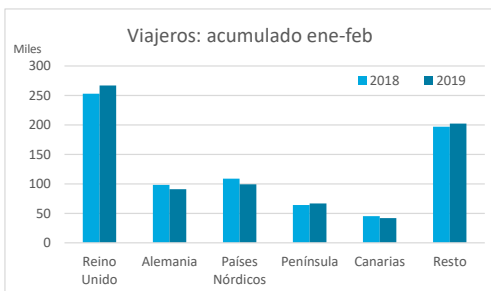


### ESTANCIA MEDIA

	TOTAL				Detalle según tipo de alojamiento							
					Hotelero				Extrahotelero			
	Extranjero	Península	Canarias	Total	Extranjero	Península	Canarias	Total	Extranjero	Península	Canarias	Total
ene-feb18	8,3	5,4	3,5	<b>7,8</b>	7,9	5,4	3,1	<b>7,3</b>	9,4	5,1	5,5	<b>9,1</b>
ene-feb19	8,1	5,3	3,5	<b>7,7</b>	7,7	5,2	3,2	<b>7,2</b>	9,2	5,9	5,2	<b>8,9</b>
Dif	<b>-0,2</b>	<b>-0,1</b>	0,0	<b>-0,2</b>	<b>-0,1</b>	<b>-0,2</b>	0,1	<b>-0,1</b>	<b>-0,3</b>	0,8	<b>-0,2</b>	<b>-0,2</b>



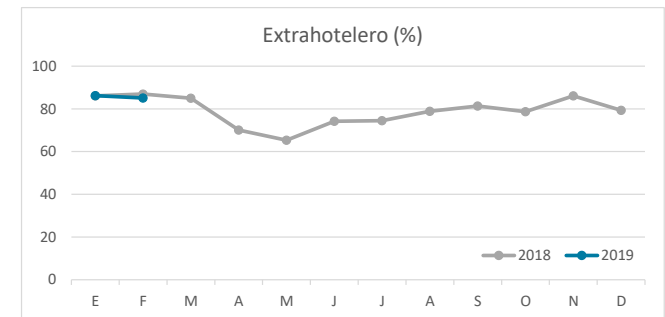
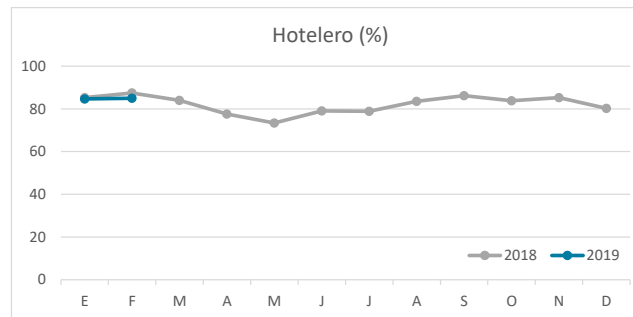
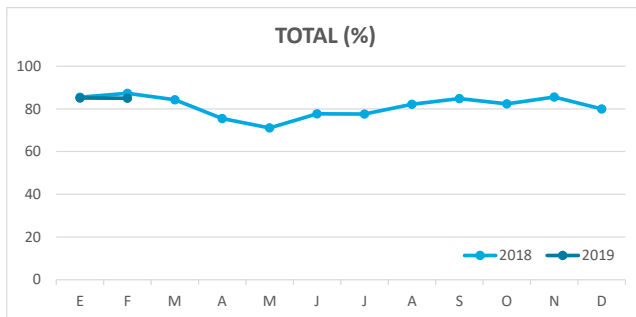
### DETALLE VIAJEROS Y PERNOCTACIONES SEGÚN LUGAR DE RESIDENCIA



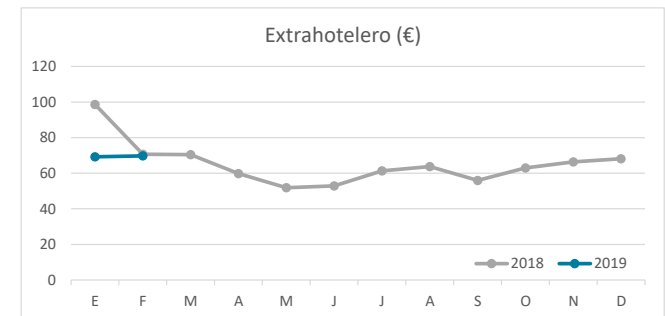
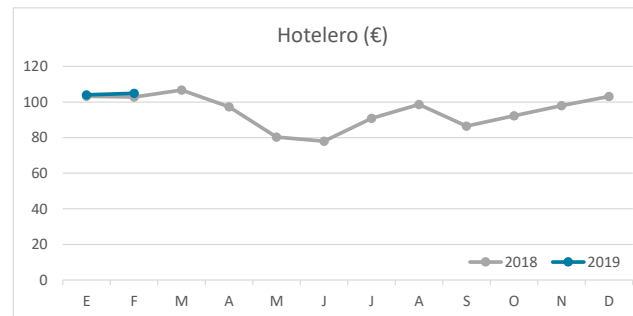
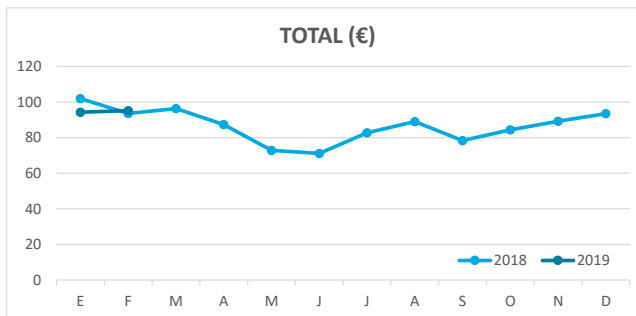
# Principales indicadores de alojamiento turístico

## TENERIFE (hasta febrero 2019)

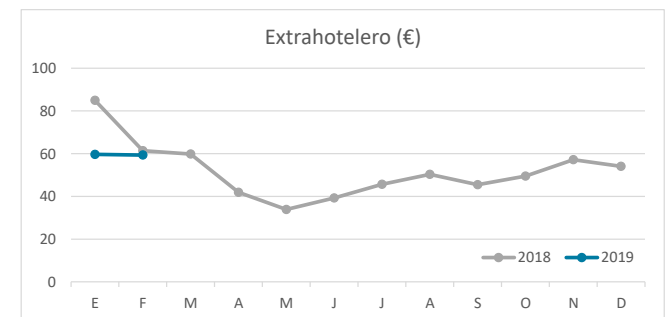
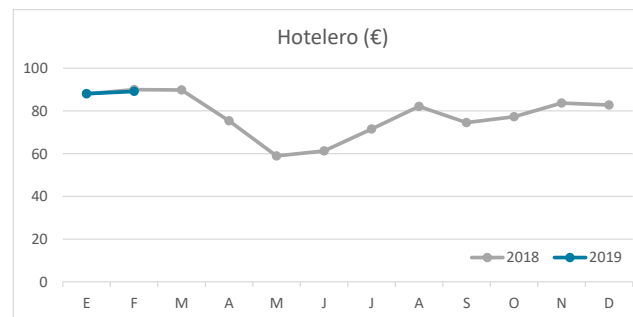
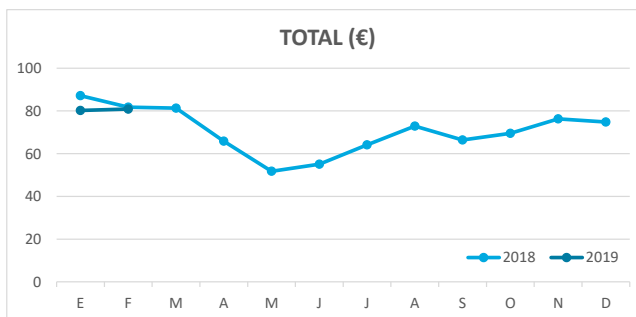
### ÍNDICE DE OCUPACIÓN POR HABITACIÓN / APARTAMENTO



### ADR (tarifa media diaria)



### REVPAR (ingreso por habitación/apartamento disponible)



Nota: el indicador de viajeros se refiere a viajeros entrados.  
Fuente: Encuestas de Alojamiento Turístico (ISTAC)