

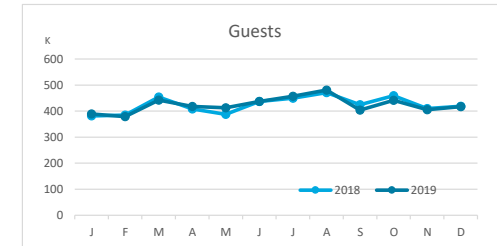
# Main tourist accommodation indicators

## TENERIFE (January - December 2019)



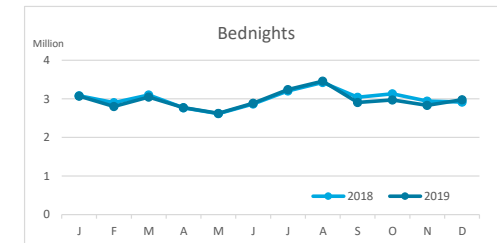
### GUESTS BY ACCOMMODATION TYPE (\*)

	Breakdown by accommodation type											
	TOTAL				Hotels				Apartments			
	Abroad	Mainland	Canary Islands	Total	Abroad	Mainland	Canary Islands	Total	Abroad	Mainland	Canary Islands	Total
Jan-Dec18	3,970,108	629,964	486,967	<b>5,087,039</b>	2,758,268	523,058	348,837	<b>3,630,163</b>	1,211,840	106,906	138,130	<b>1,456,876</b>
Jan-Dec19	3,902,931	661,306	519,935	<b>5,084,172</b>	2,753,675	563,627	376,349	<b>3,693,651</b>	1,149,256	97,679	143,586	<b>1,390,521</b>
Change	-67,177	31,342	32,968	<b>-2,867</b>	-4,593	40,569	27,512	<b>63,488</b>	-62,584	-9,227	5,456	<b>-66,355</b>
Change, %	-1.7%	5.0%	6.8%	<b>-0.1%</b>	-0.2%	7.8%	7.9%	<b>1.7%</b>	-5.2%	-8.6%	3.9%	<b>-4.6%</b>



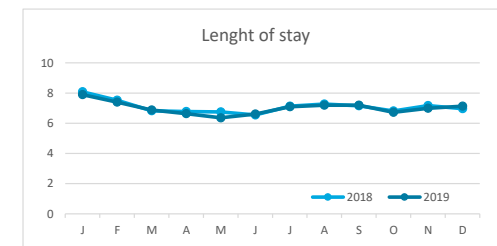
### BEDNIGHTS

	Breakdown by accommodation type											
	TOTAL				Hotels				Apartments			
	Abroad	Mainland	Canary Islands	Total	Abroad	Mainland	Canary Islands	Total	Abroad	Mainland	Canary Islands	Total
Jan-Dec18	31,067,848	3,312,686	1,611,588	<b>35,992,122</b>	20,787,254	2,744,204	1,018,408	<b>24,549,866</b>	10,280,594	568,482	593,180	<b>11,442,256</b>
Jan-Dec19	30,478,453	3,443,304	1,663,278	<b>35,585,035</b>	20,755,552	2,906,161	1,107,102	<b>24,768,815</b>	9,722,901	537,143	556,176	<b>10,816,220</b>
Change	-589,395	130,618	51,690	<b>-407,087</b>	-31,702	161,957	88,694	<b>218,949</b>	-557,693	-31,339	-37,004	<b>-626,036</b>
Change, %	-1.9%	3.9%	3.2%	<b>-1.1%</b>	-0.2%	5.9%	8.7%	<b>0.9%</b>	-5.4%	-5.5%	-6.2%	<b>-5.5%</b>

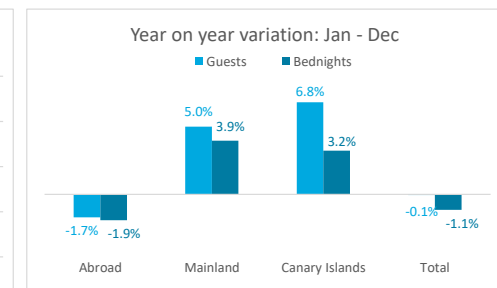
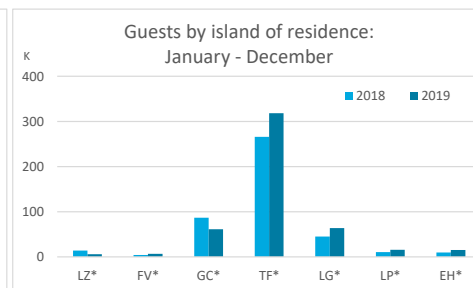
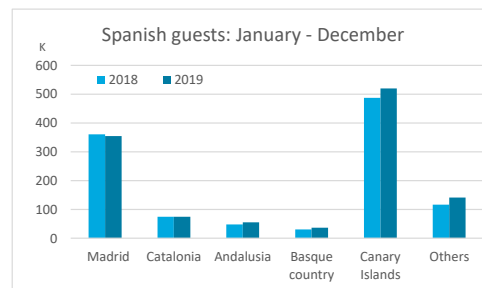
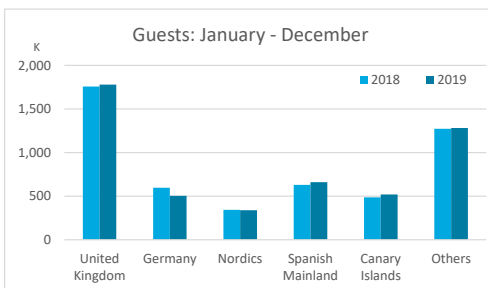


### LENGHT OF STAY

	Breakdown by accommodation type											
	TOTAL				Hotels				Apartments			
	Abroad	Mainland	Canary Islands	Total	Abroad	Mainland	Canary Islands	Total	Abroad	Mainland	Canary Islands	Total
Jan-Dec18	7.8	5.3	3.3	<b>7.1</b>	7.5	5.2	2.9	<b>6.8</b>	8.5	5.3	4.3	<b>7.9</b>
Jan-Dec19	7.8	5.2	3.2	<b>7.0</b>	7.5	5.2	2.9	<b>6.7</b>	8.5	5.5	3.9	<b>7.8</b>
Change	0.0	-0.1	-0.1	<b>-0.1</b>	0.0	-0.1	0.0	<b>-0.1</b>	0.0	0.2	-0.4	<b>-0.1</b>



### GUESTS AND BEDNIGHTS BY PLACE OF RESIDENCE



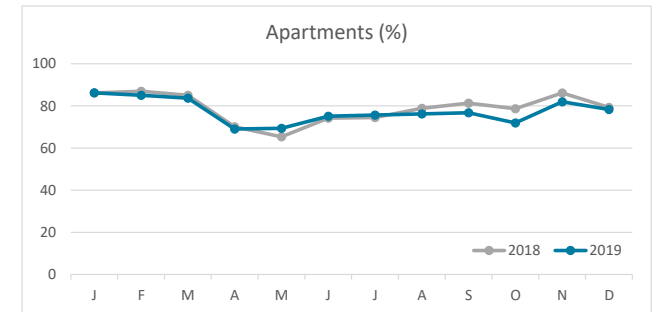
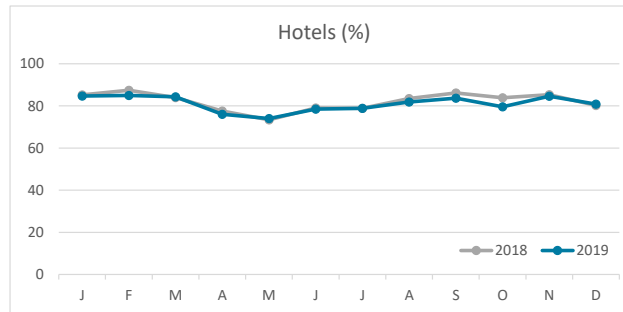
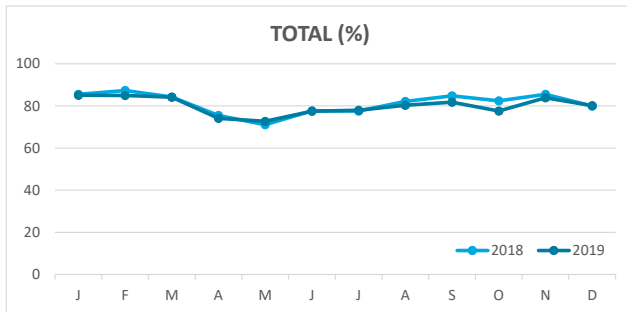
Note: LZ\* (Lanzarote), FV\* (Fuerteventura), GC\* (Gran Canaria), TF\* (Tenerife), LG\* (La Gomera), LP\* (La Palma) and EH\* (El Hierro).

# Main tourist accommodation indicators

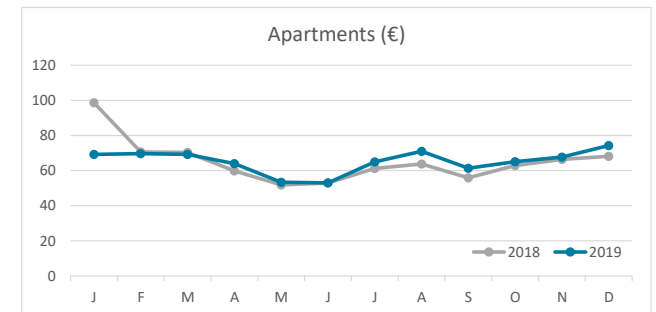
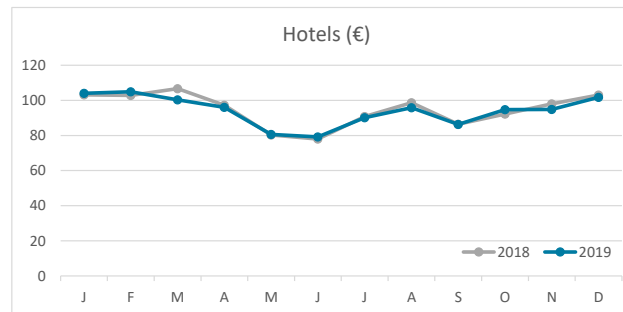
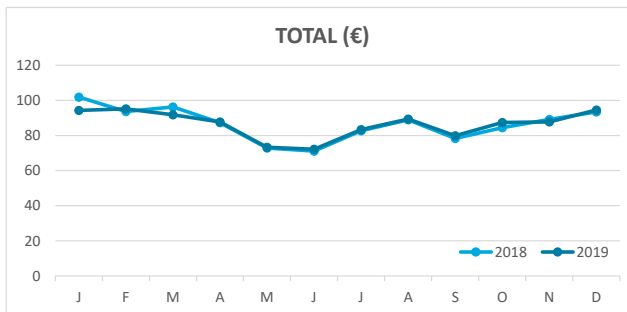
## TENERIFE (January - December 2019)



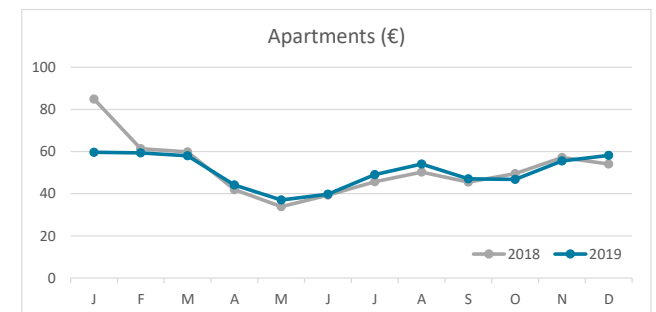
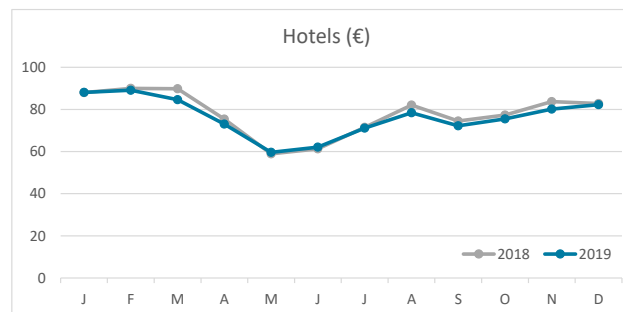
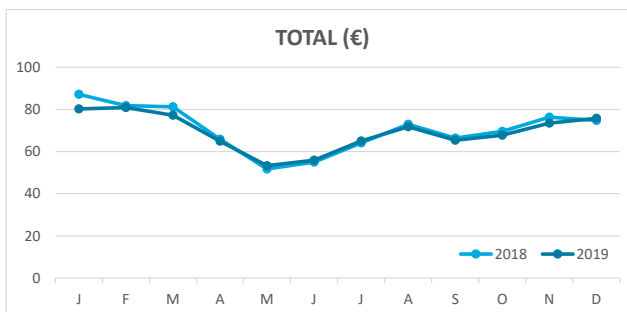
### OCCUPANCY RATE PER ROOM / APARTMENT



### ADR (Average Daily Rate)



### REVPAR (Revenue Per Available Room)



Note: "Guests indicator" refers to number of guests checking in as new arrivals.  
 Source: Encuestas de Alojamiento Turístico (ISTAC)