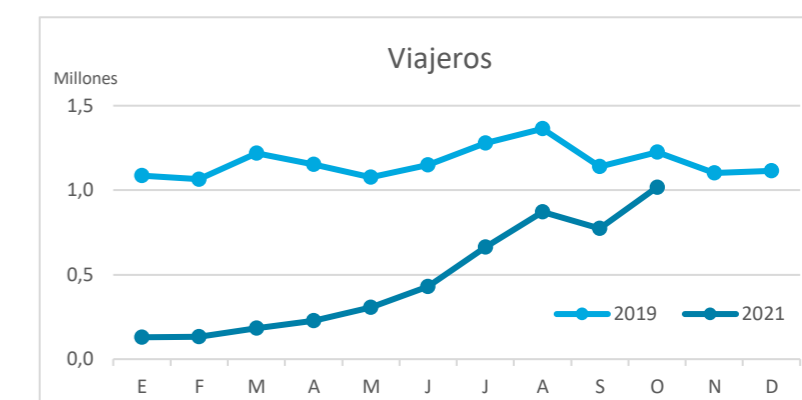


Principales indicadores de alojamiento turístico CANARIAS (hasta octubre 2021)



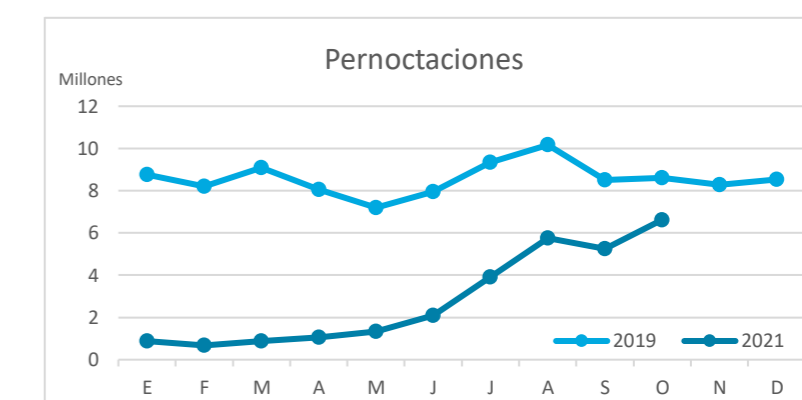
VIAJEROS EN ALOJAMIENTO TURÍSTICO

	TOTAL				Hotelero				Extrahotelero			
	Extranjeros	Peninsulares	Canarios	Total	Extranjeros	Peninsulares	Canarios	Total	Extranjeros	Peninsulares	Canarios	Total
	ene-oct19	8.836.450	1.373.630	1.545.587	11.755.667	6.289.304	1.078.870	952.407	8.320.581	2.547.146	294.760	593.180
ene-oct21	2.666.450	860.785	1.206.102	4.733.337	2.136.944	740.541	861.936	3.739.421	529.506	120.244	344.166	993.916
Dif	-6.170.000	-512.845	-339.485	-7.022.330	-4.152.360	-338.329	-90.471	-4.581.160	-2.017.640	-174.516	-249.014	-2.441.170
Dif, %	-69,8%	-37,3%	-22,0%	-59,7%	-66,0%	-31,4%	-9,5%	-55,1%	-79,2%	-59,2%	-42,0%	-71,1%
				13%								
				25%								



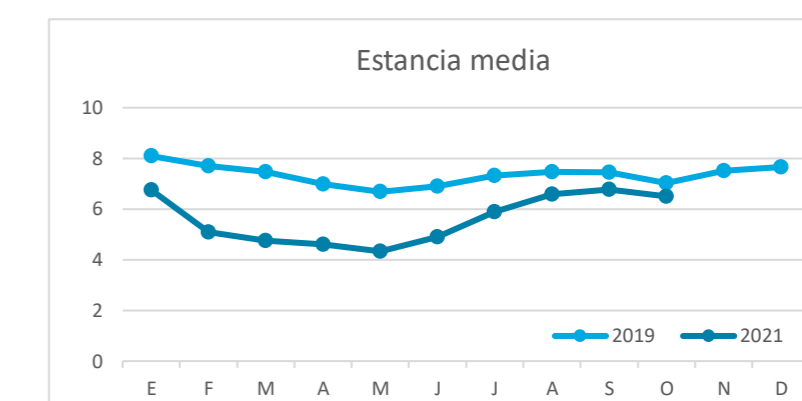
PERNOCTACIONES

	TOTAL				Hotelero				Extrahotelero			
	Extranjeros	Peninsulares	Canarios	Total	Extranjeros	Peninsulares	Canarios	Total	Extranjeros	Peninsulares	Canarios	Total
	ene-oct19	73.279.785	7.184.949	5.416.845	85.881.579	49.768.090	5.452.927	2.919.525	58.140.542	23.511.695	1.732.022	2.497.320
ene-oct21	20.167.006	4.140.567	4.102.325	28.409.898	15.849.322	3.483.459	2.661.416	21.994.197	4.317.684	657.108	1.440.909	6.415.701
Dif	-53.112.779	-3.044.382	-1.314.520	-57.471.681	-33.918.768	-1.969.468	-258.109	-36.146.345	-19.194.011	-1.074.914	-1.056.411	-21.325.336
Dif, %	-72,5%	-42,4%	-24,3%	-66,9%	-68,2%	-36,1%	-8,8%	-62,2%	-81,6%	-62,1%	-42,3%	-76,9%

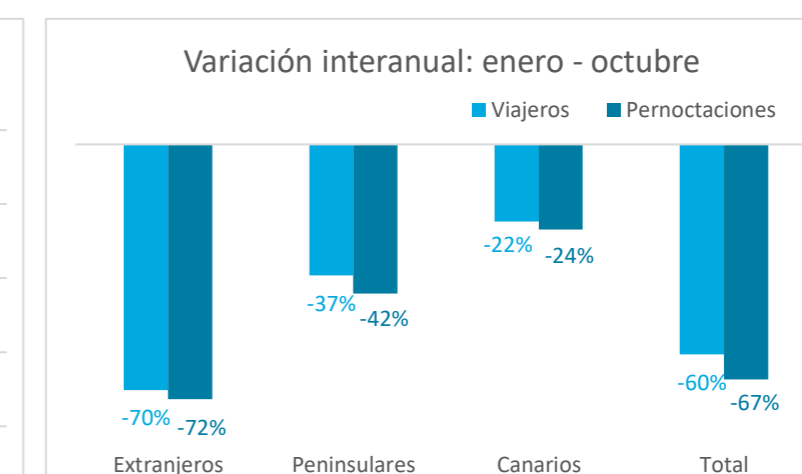
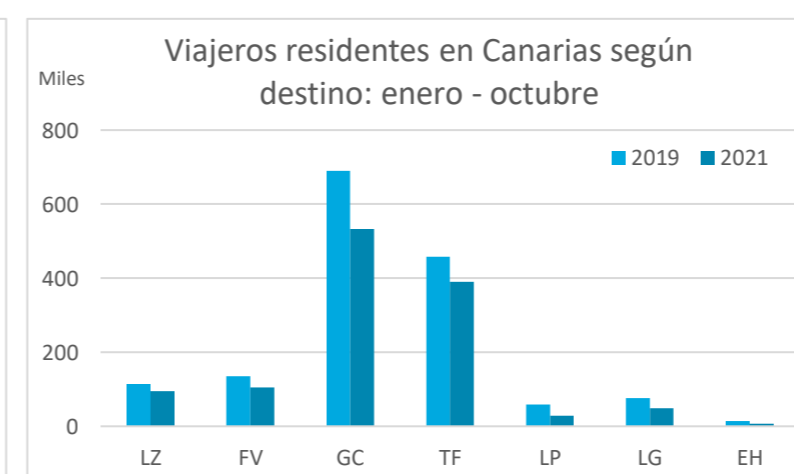
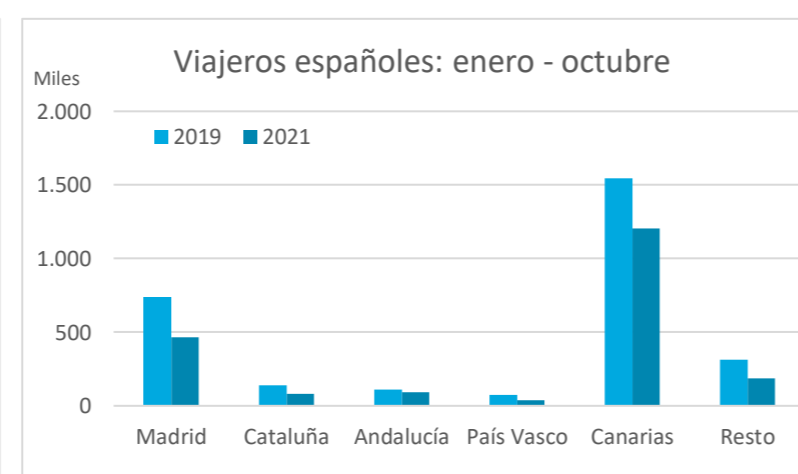
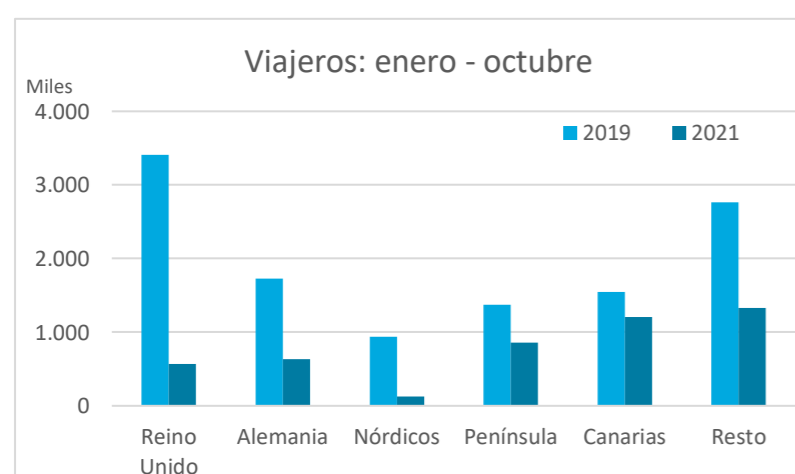


ESTANCIA MEDIA

	TOTAL				Hotelero				Extrahotelero			
	Extranjeros	Peninsulares	Canarios	Total	Extranjeros	Peninsulares	Canarios	Total	Extranjeros	Peninsulares	Canarios	Total
	ene-oct19	8,3	5,2	3,5	7,3	7,9	5,1	3,1	7,0	9,2	5,9	4,2
ene-oct21	7,6	4,8	3,4	6,0	7,4	4,7	3,1	5,9	8,2	5,5	4,2	6,5
Dif	-0,7	-0,4	-0,1	-1,3	-0,5	-0,4	0,0	-1,1	-1,1	-0,4	0,0	-1,6



DETALLE VIAJEROS Y PERNOCTACIONES SEGÚN LUGAR DE RESIDENCIA

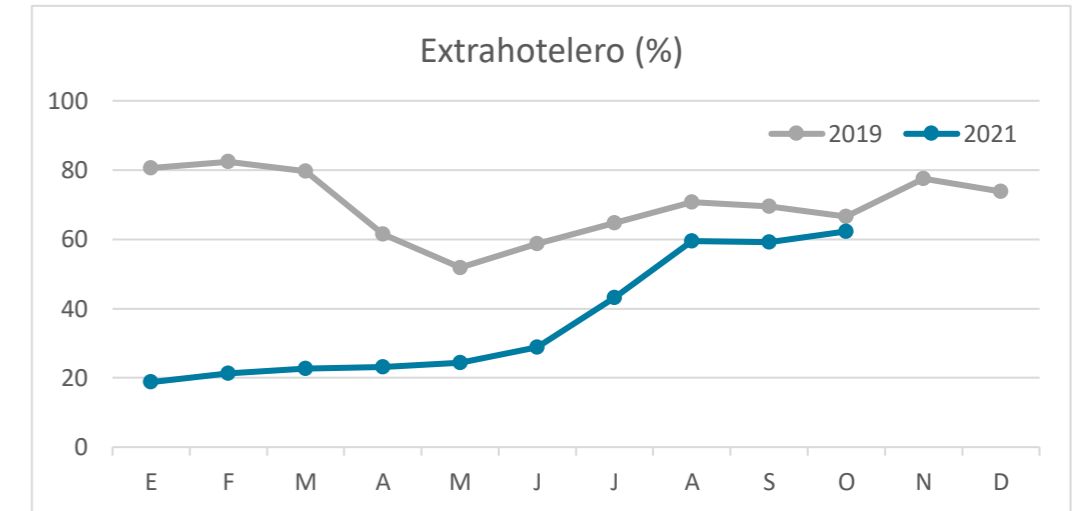
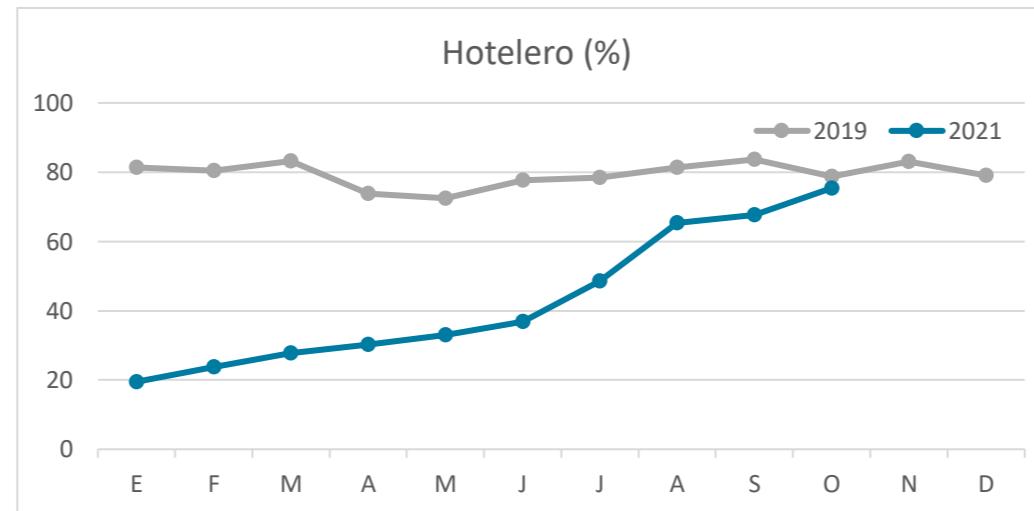
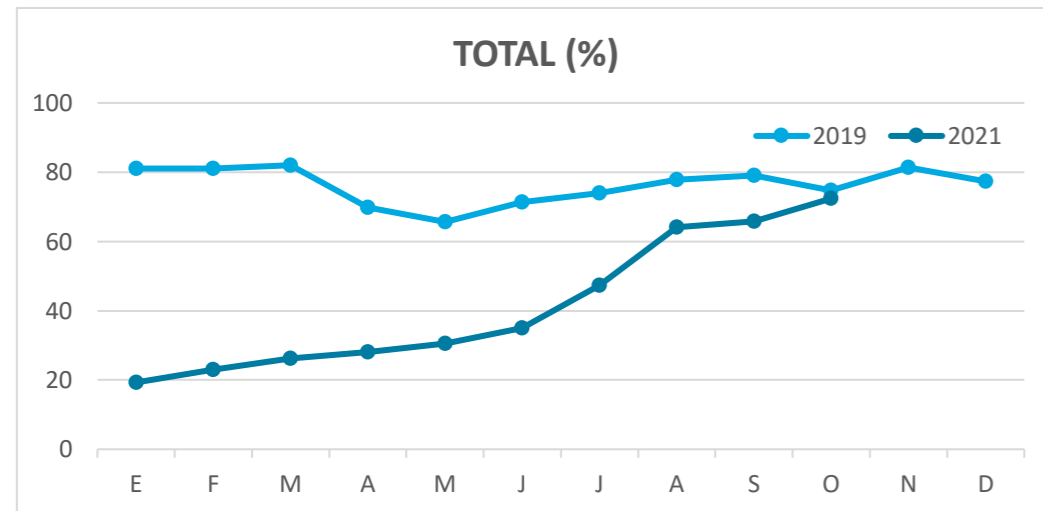


El dato referido al TOTAL (Hotelero + Extrahotelero) no coincide con la suma de alojamiento hotelero y extrahotelero debido a que en abril de 2020 se publicaron datos agregados.

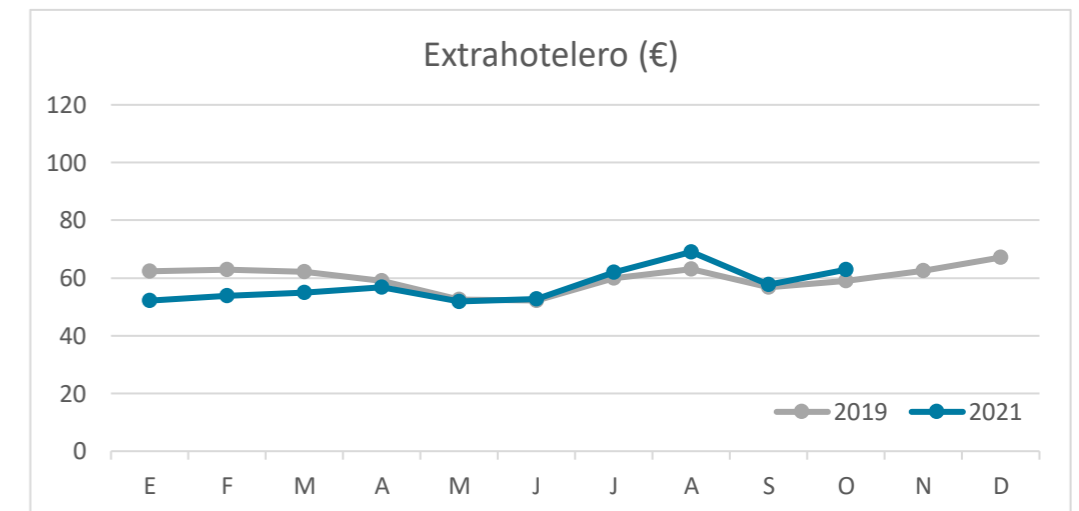
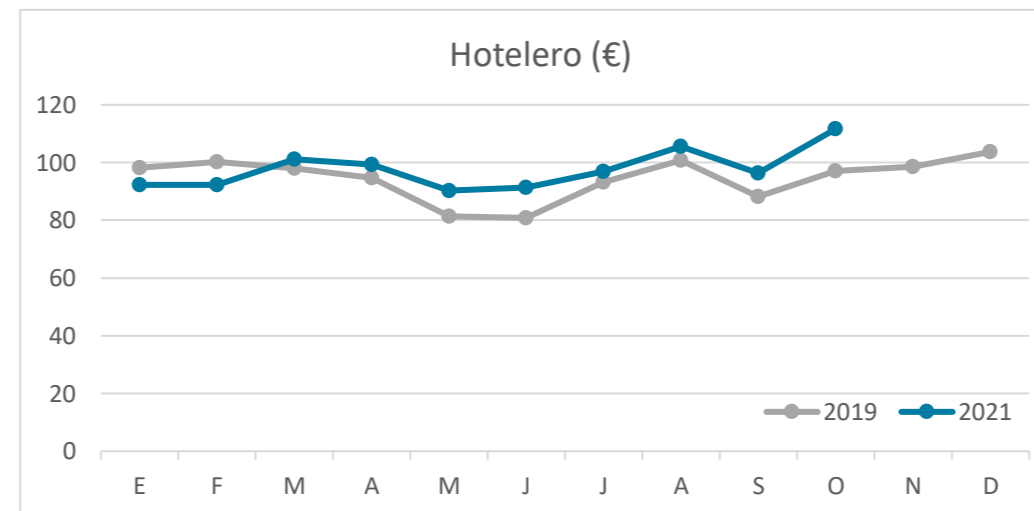
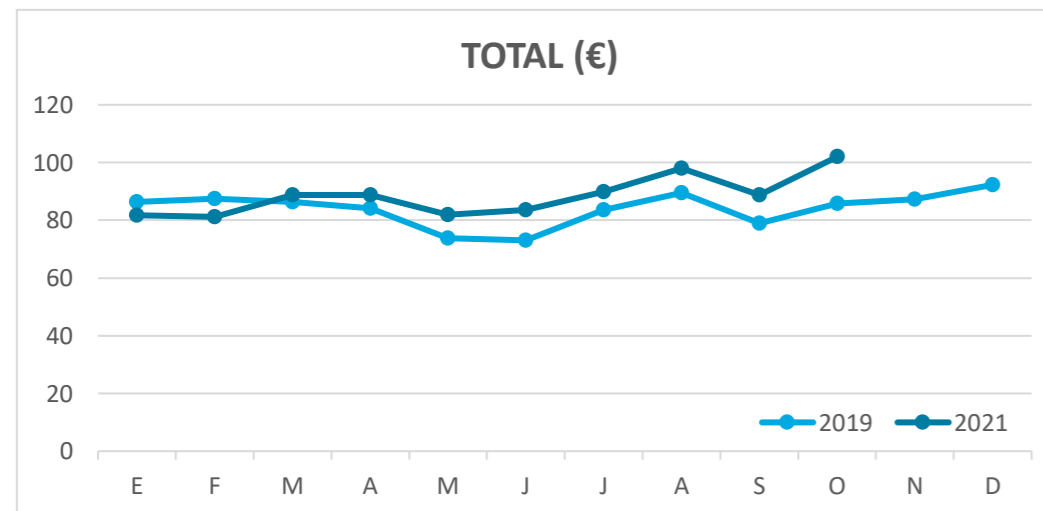
Principales indicadores de alojamiento turístico CANARIAS (hasta octubre 2021)



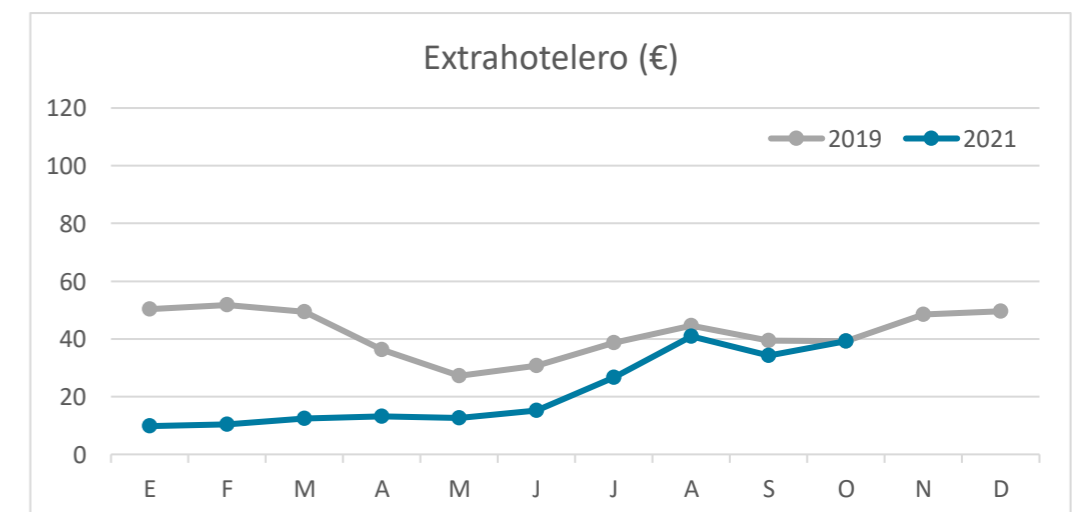
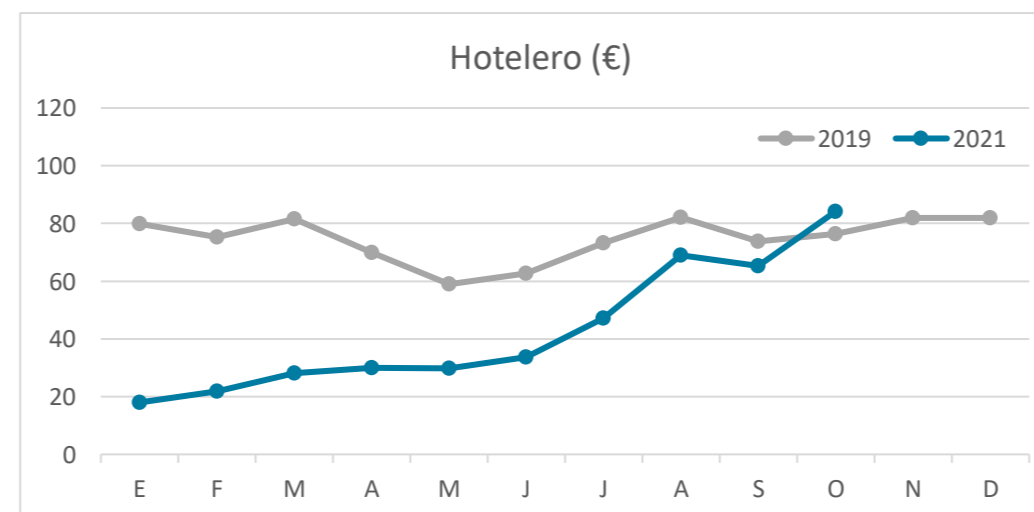
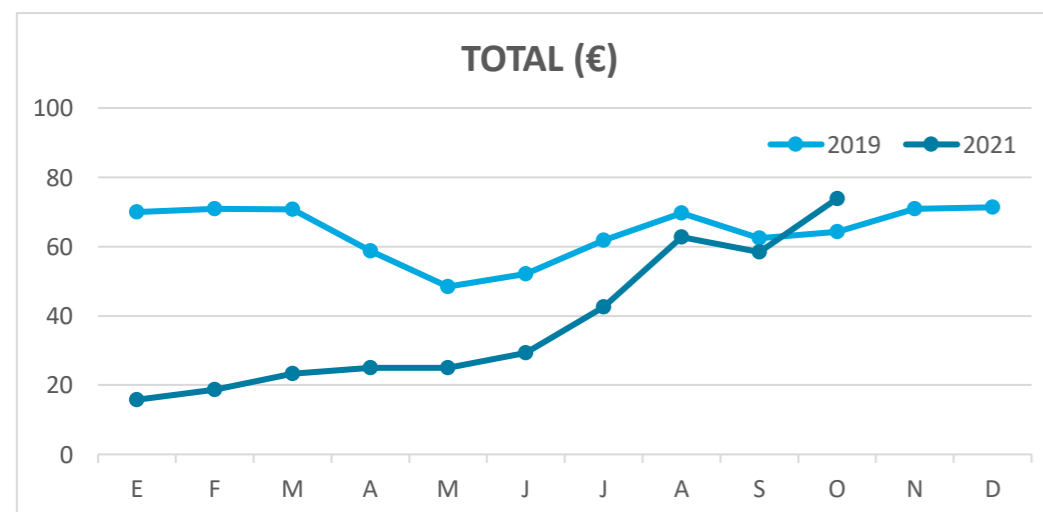
ÍNDICE DE OCUPACIÓN POR HABITACIÓN / APARTAMENTO



ADR (tarifa media diaria)



REVPAR (ingreso por habitación/apartamento disponible)



Nota: el indicador de viajeros se refiere a viajeros entrados.

Fuente: Encuestas de Alojamiento Turístico (ISTAC)