

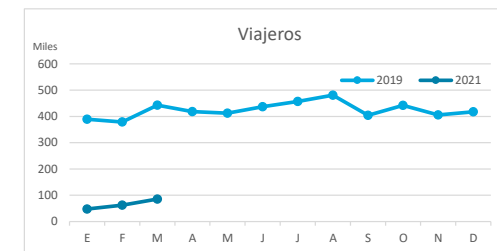
# Principales indicadores de alojamiento turístico

## TENERIFE (hasta marzo 2021)



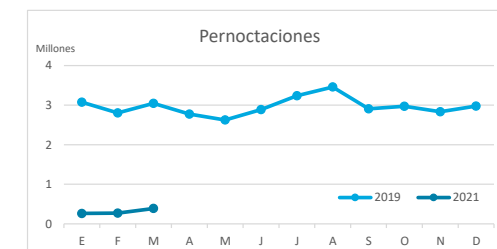
### VIAJEROS EN ALOJAMIENTO TURÍSTICO

	Detalle según tipo de alojamiento											
	TOTAL				Hotelero				Extrahotelero			
	Extranjeros	Peninsulares	Canarios	Total	Extranjeros	Peninsulares	Canarios	Total	Extranjeros	Peninsulares	Canarios	Total
ene-mar19	1.029.677	110.215	70.663	<b>1.210.555</b>	728.044	97.891	56.309	<b>882.244</b>	301.633	12.324	14.354	<b>328.311</b>
ene-mar21	98.169	27.070	70.579	<b>195.818</b>	69.671	24.829	53.826	<b>148.326</b>	28.498	2.241	16.753	<b>47.492</b>
Dif	<b>-931.508</b>	<b>-83.145</b>	<b>-84</b>	<b>-1.014.737</b>	<b>-658.373</b>	<b>-73.062</b>	<b>-2.483</b>	<b>-733.918</b>	<b>-273.135</b>	<b>-10.083</b>	<b>2.399</b>	<b>-280.819</b>
Dif, %	<b>-90,5%</b>	<b>-75,4%</b>	<b>-0,1%</b>	<b>-83,8%</b>	<b>-90,4%</b>	<b>-74,6%</b>	<b>-4,4%</b>	<b>-83,2%</b>	<b>-90,6%</b>	<b>-81,8%</b>	<b>16,7%</b>	<b>-85,5%</b>



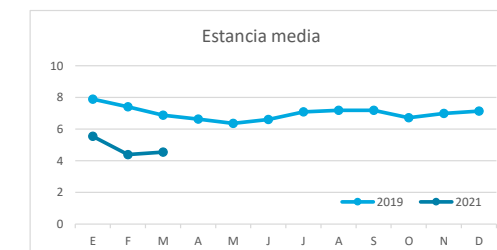
### PERNOCTACIONES

	Detalle según tipo de alojamiento											
	TOTAL				Hotelero				Extrahotelero			
	Extranjeros	Peninsulares	Canarios	Total	Extranjeros	Peninsulares	Canarios	Total	Extranjeros	Peninsulares	Canarios	Total
ene-mar19	8.113.159	559.965	247.943	<b>8.921.067</b>	5.464.071	490.766	181.064	<b>6.135.901</b>	2.649.088	69.199	66.879	<b>2.785.166</b>
ene-mar21	667.779	97.871	161.624	<b>927.274</b>	460.089	86.036	122.928	<b>669.053</b>	207.690	11.835	38.696	<b>258.221</b>
Dif	<b>-7.445.380</b>	<b>-462.094</b>	<b>-86.319</b>	<b>-7.993.793</b>	<b>-5.003.982</b>	<b>-404.730</b>	<b>-58.136</b>	<b>-5.466.848</b>	<b>-2.441.398</b>	<b>-57.364</b>	<b>-28.183</b>	<b>-2.526.945</b>
Dif, %	<b>-91,8%</b>	<b>-82,5%</b>	<b>-34,8%</b>	<b>-89,6%</b>	<b>-91,6%</b>	<b>-82,5%</b>	<b>-32,1%</b>	<b>-89,1%</b>	<b>-92,2%</b>	<b>-82,9%</b>	<b>-42,1%</b>	<b>-90,7%</b>

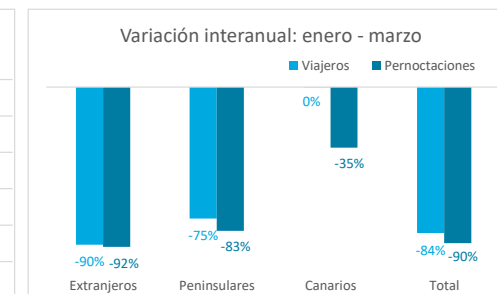
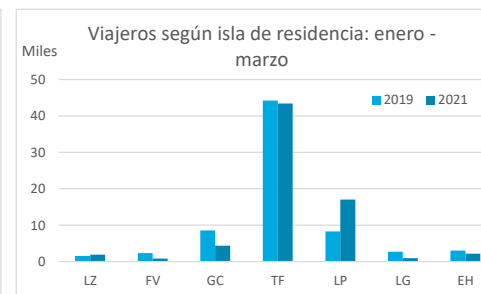
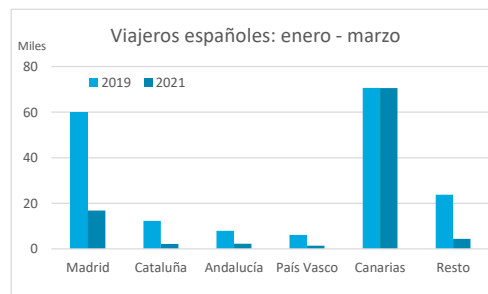
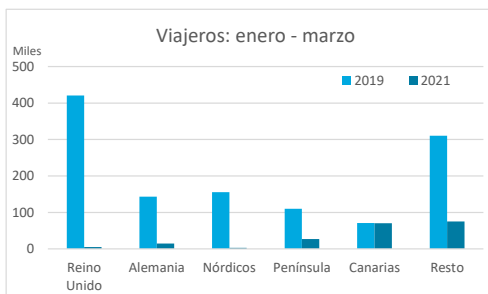


### ESTANCIA MEDIA

	Detalle según tipo de alojamiento											
	TOTAL				Hotelero				Extrahotelero			
	Extranjeros	Peninsulares	Canarios	Total	Extranjeros	Peninsulares	Canarios	Total	Extranjeros	Peninsulares	Canarios	Total
ene-mar19	7,9	5,1	3,5	<b>7,4</b>	7,5	5,0	3,2	<b>7,0</b>	8,8	5,6	4,7	<b>8,5</b>
ene-mar21	6,8	3,6	2,3	<b>4,7</b>	6,6	3,5	2,3	<b>4,5</b>	7,3	5,3	2,3	<b>5,4</b>
Dif	<b>-1,1</b>	<b>-1,5</b>	<b>-1,2</b>	<b>-2,6</b>	<b>-0,9</b>	<b>-1,5</b>	<b>-0,9</b>	<b>-2,4</b>	<b>-1,5</b>	<b>-0,3</b>	<b>-2,3</b>	<b>-3,0</b>



### DETALLE VIAJEROS Y PERNOCTACIONES SEGÚN LUGAR DE RESIDENCIA

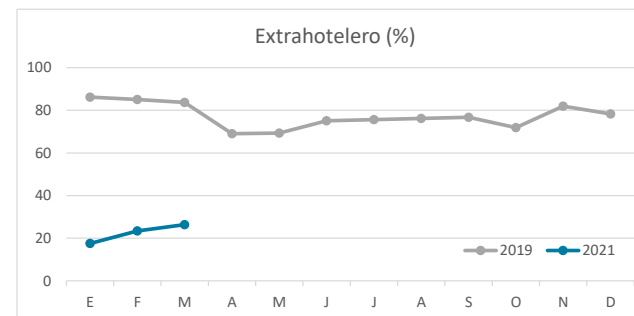
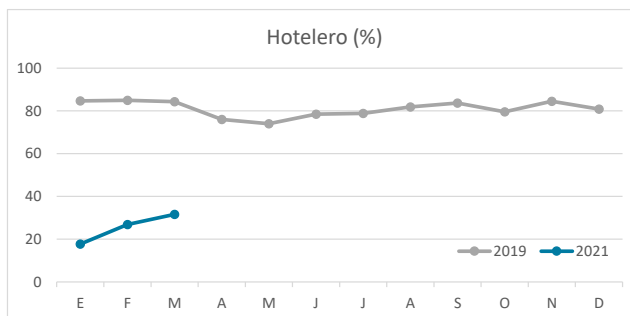
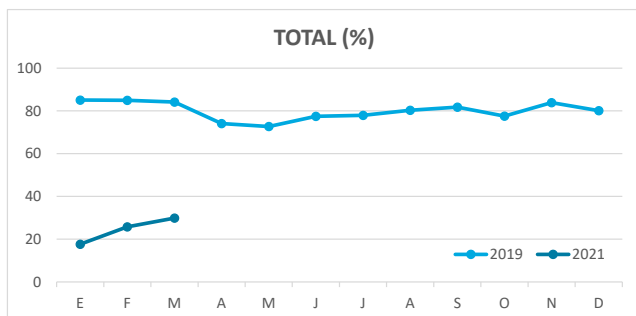


El dato referido al TOTAL (Hotelero + Extrahotelero) no coincide con la suma de alojamiento hotelero y extrahotelero debido a que en abril de 2020 se publicaron datos agregados.

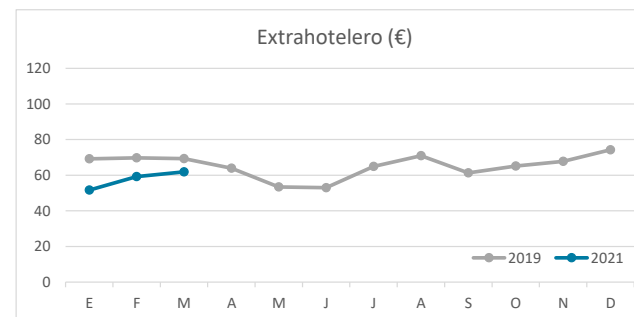
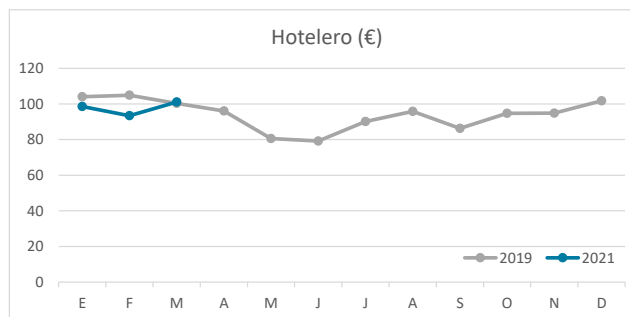
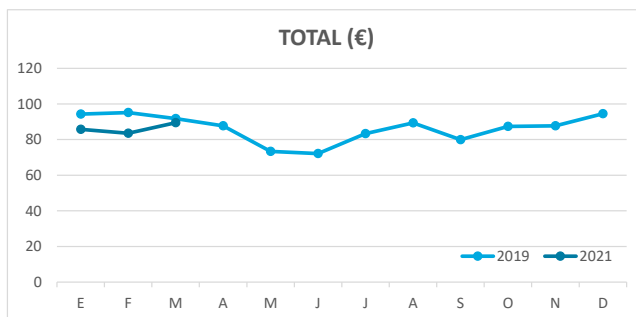
# Principales indicadores de alojamiento turístico

## TENERIFE (hasta marzo 2021)

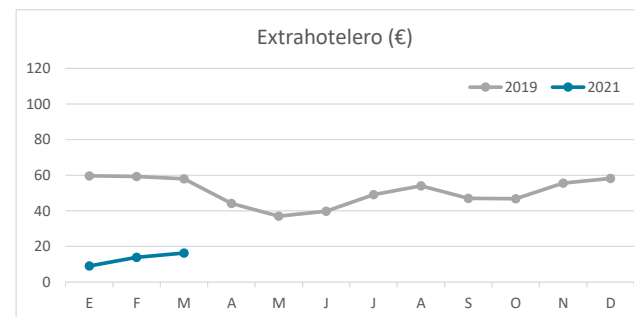
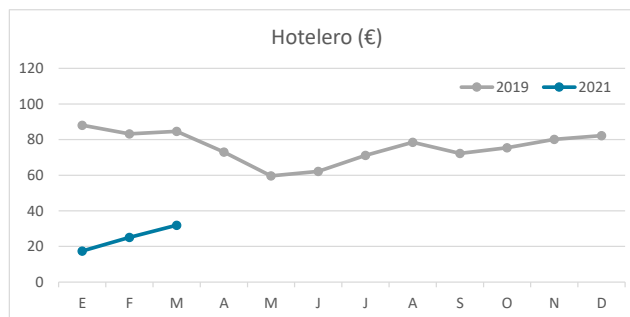
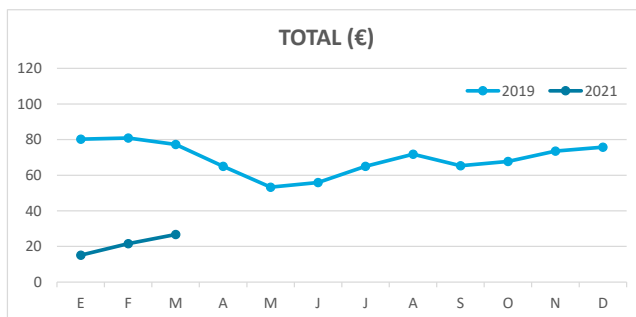
### ÍNDICE DE OCUPACIÓN POR HABITACIÓN / APARTAMENTO



### ADR (tarifa media diaria)



### REVPAR (ingreso por habitación/apartamento disponible)



Nota: el indicador de viajeros se refiere a viajeros entrados.

Fuente: Encuestas de Alojamiento Turístico (ISTAC)