

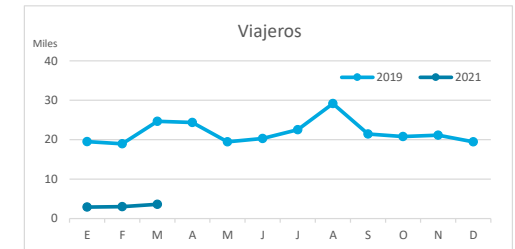
# Principales indicadores de alojamiento turístico

## LA PALMA (hasta marzo 2021)



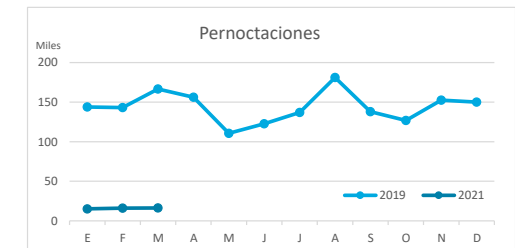
### VIAJEROS EN ALOJAMIENTO TURÍSTICO

	TOTAL				Detalle según tipo de alojamiento							
					Hotelero				Extrahotelero			
	Extranjeros	Peninsulares	Canarios	Total	Extranjeros	Peninsulares	Canarios	Total	Extranjeros	Peninsulares	Canarios	Total
ene-mar19	44.124	6.936	12.087	<b>63.147</b>	31.587	5.745	8.204	<b>45.536</b>	12.537	1.191	3.883	<b>17.611</b>
ene-mar21	3.292	3.026	3.216	<b>9.534</b>	1.774	2.629	1.656	<b>6.059</b>	1.518	397	1.560	<b>3.475</b>
Dif	<b>-40.832</b>	<b>-3.910</b>	<b>-8.871</b>	<b>-53.613</b>	<b>-29.813</b>	<b>-3.116</b>	<b>-6.548</b>	<b>-39.477</b>	<b>-11.019</b>	<b>-794</b>	<b>-2.323</b>	<b>-14.136</b>
Dif, %	<b>-92,5%</b>	<b>-56,4%</b>	<b>-73,4%</b>	<b>-84,9%</b>	<b>-94,4%</b>	<b>-54,2%</b>	<b>-79,8%</b>	<b>-86,7%</b>	<b>-87,9%</b>	<b>-66,7%</b>	<b>-59,8%</b>	<b>-80,3%</b>



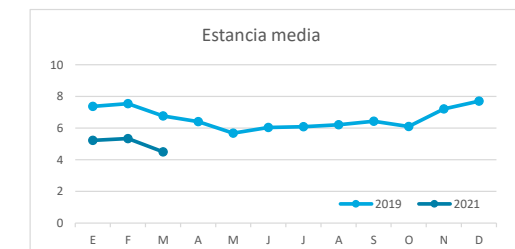
### PERNOCTACIONES

	TOTAL				Detalle según tipo de alojamiento							
					Hotelero				Extrahotelero			
	Extranjeros	Peninsulares	Canarios	Total	Extranjeros	Peninsulares	Canarios	Total	Extranjeros	Peninsulares	Canarios	Total
ene-mar19	379.151	30.894	43.497	<b>453.542</b>	233.975	23.389	20.300	<b>277.664</b>	145.176	7.505	23.197	<b>175.878</b>
ene-mar21	26.892	10.259	10.379	<b>47.530</b>	7.054	8.046	3.653	<b>18.753</b>	19.838	2.213	6.726	<b>28.777</b>
Dif	<b>-352.259</b>	<b>-20.635</b>	<b>-33.118</b>	<b>-406.012</b>	<b>-226.921</b>	<b>-15.343</b>	<b>-16.647</b>	<b>-258.911</b>	<b>-125.338</b>	<b>-5.292</b>	<b>-16.471</b>	<b>-147.101</b>
Dif, %	<b>-92,9%</b>	<b>-66,8%</b>	<b>-76,1%</b>	<b>-89,5%</b>	<b>-97,0%</b>	<b>-65,6%</b>	<b>-82,0%</b>	<b>-93,2%</b>	<b>-86,3%</b>	<b>-70,5%</b>	<b>-71,0%</b>	<b>-83,6%</b>

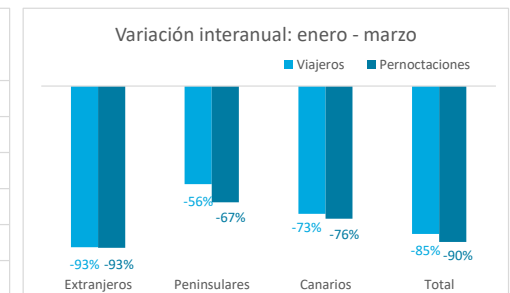
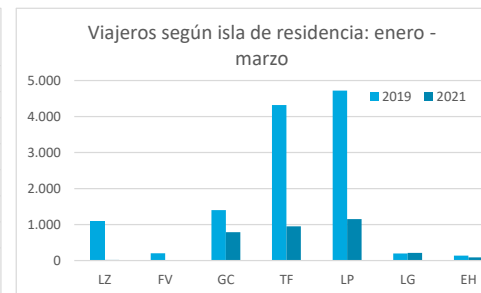
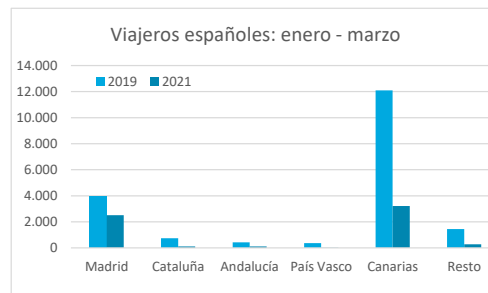
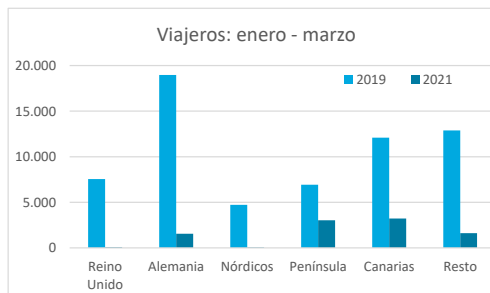


### ESTANCIA MEDIA

	TOTAL				Detalle según tipo de alojamiento							
					Hotelero				Extrahotelero			
	Extranjeros	Peninsulares	Canarios	Total	Extranjeros	Peninsulares	Canarios	Total	Extranjeros	Peninsulares	Canarios	Total
ene-mar19	8,6	4,5	3,6	<b>7,2</b>	7,4	4,1	2,5	<b>6,1</b>	11,6	6,3	6,0	<b>10,0</b>
ene-mar21	8,2	3,4	3,2	<b>5,0</b>	4,0	3,1	2,2	<b>3,1</b>	13,1	5,6	4,3	<b>8,3</b>
Dif	<b>-0,4</b>	<b>-1,1</b>	<b>-0,4</b>	<b>-2,2</b>	<b>-3,4</b>	<b>-1,0</b>	<b>-0,3</b>	<b>-3,0</b>	<b>1,5</b>	<b>-0,7</b>	<b>-1,7</b>	<b>-1,7</b>



### DETALLE VIAJEROS Y PERNOCTACIONES SEGÚN LUGAR DE RESIDENCIA

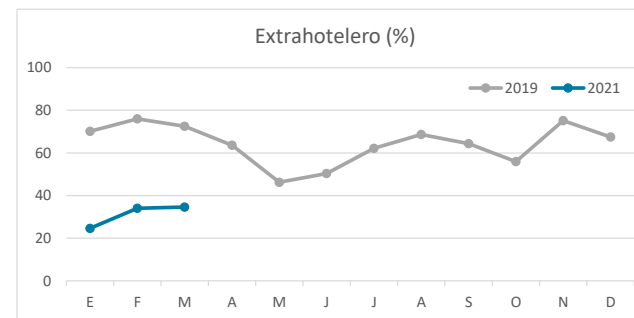
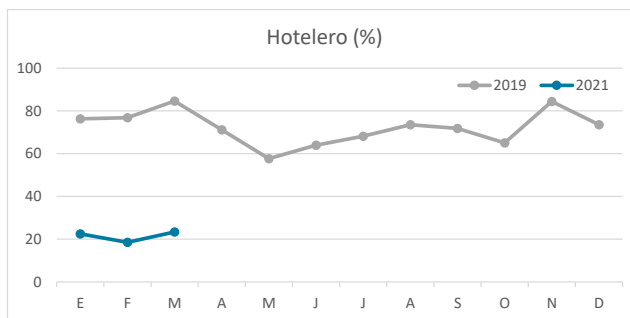
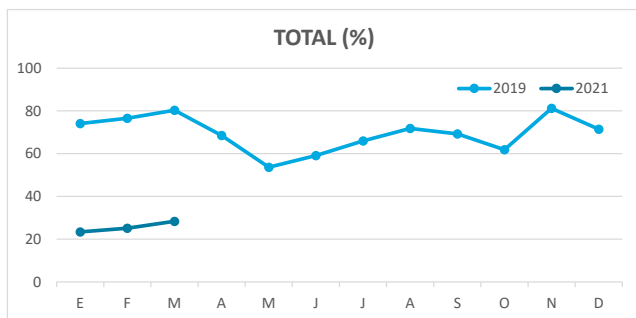


El dato referido al TOTAL (Hotelero + Extrahotelero) no coincide con la suma de alojamiento hotelero y extrahotelero debido a que en abril de 2020 se publicaron datos agregados.

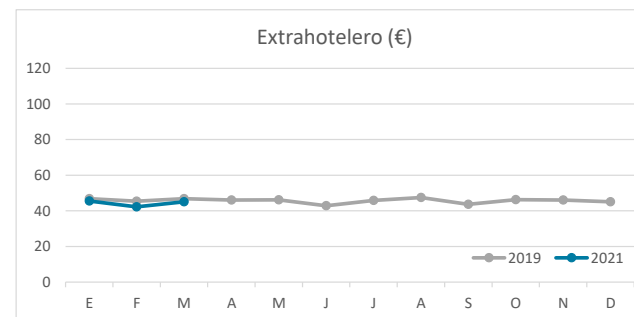
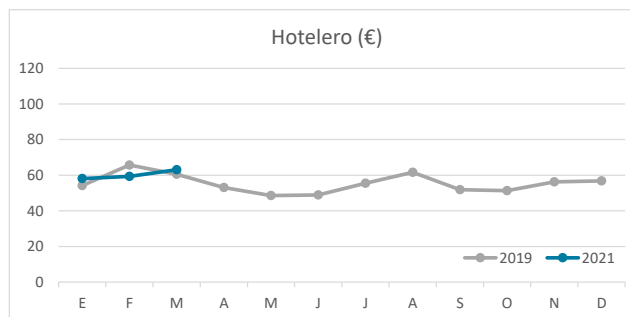
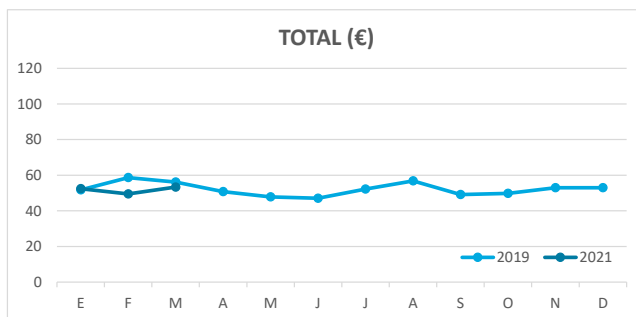
# Principales indicadores de alojamiento turístico

## LA PALMA (hasta marzo 2021)

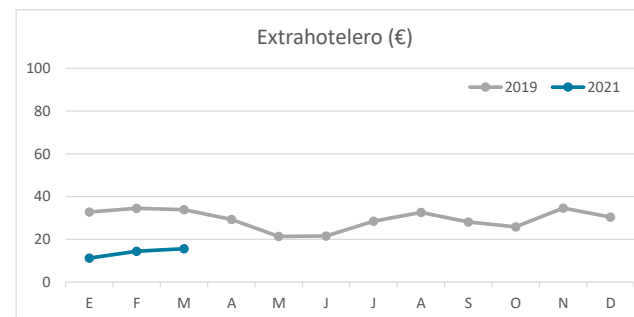
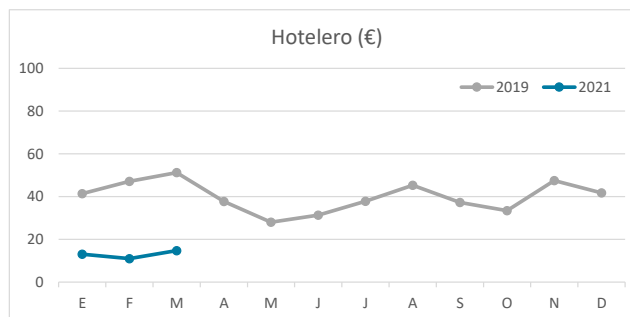
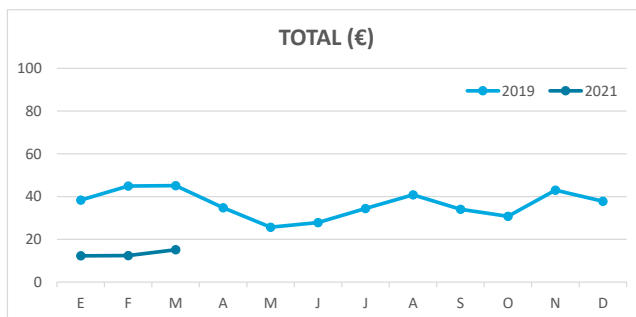
### ÍNDICE DE OCUPACIÓN POR HABITACIÓN / APARTAMENTO



### ADR (tarifa media diaria)



### REVPAR (ingreso por habitación/apartamento disponible)



Nota: el indicador de viajeros se refiere a viajeros entrados.

Fuente: Encuestas de Alojamiento Turístico (ISTAC)