

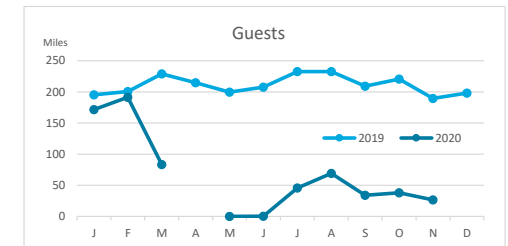
Main tourist accommodation indicators

LANZAROTE (January - November 2020)



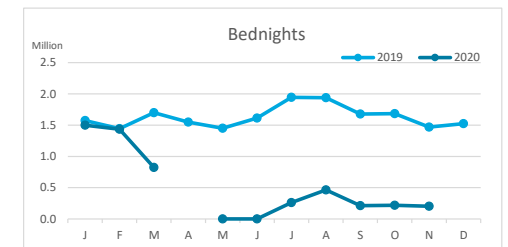
GUESTS BY ACCOMMODATION TYPE (*)

	Breakdown by accommodation type											
	TOTAL				Hotels				Apartments			
	Abroad	Mainland	Canary Islands	Total	Abroad	Mainland	Canary Islands	Total	Abroad	Mainland	Canary Islands	Total
Jan-Nov19	1,985,570	222,626	123,603	2,331,799	1,294,244	184,953	67,666	1,546,863	691,326	37,673	55,937	784,936
Jan-Nov20	507,405	95,708	57,114	660,227	339,367	79,977	31,155	450,499	167,975	15,616	25,674	209,265
Change	-1,478,165	-126,918	-66,489	-1,671,572	-954,877	-104,976	-36,511	-1,096,364	-523,351	-22,057	-30,263	-575,671
Change, %	-74.4%	-57.0%	-53.8%	-71.7%	-73.8%	-56.8%	-54.0%	-70.9%	-75.7%	-58.5%	-54.1%	-73.3%



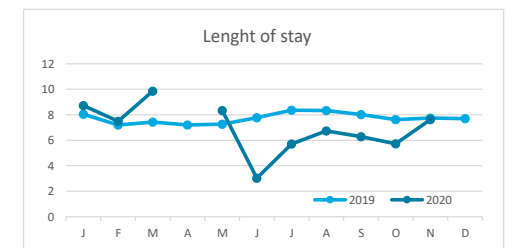
BEDNIGHTS

	Breakdown by accommodation type											
	TOTAL				Hotels				Apartments			
	Abroad	Mainland	Canary Islands	Total	Abroad	Mainland	Canary Islands	Total	Abroad	Mainland	Canary Islands	Total
Jan-Nov19	16,263,334	1,102,426	480,613	18,046,312	10,010,151	1,053,163	214,231	11,277,545	6,253,183	249,202	266,382	6,768,767
Jan-Nov20	4,327,761	564,640	225,487	5,117,888	2,670,586	465,462	107,023	3,243,071	1,656,641	98,710	117,772	1,873,123
Change	-11,935,573	-537,786	-255,126	-12,928,424	-7,339,565	-587,701	-107,208	-8,034,474	-4,596,542	-150,492	-148,610	-4,895,644
Change, %	-73.4%	-48.8%	-53.1%	-71.6%	-73.3%	-55.8%	-50.0%	-71.2%	-73.5%	-60.4%	-55.8%	-72.3%

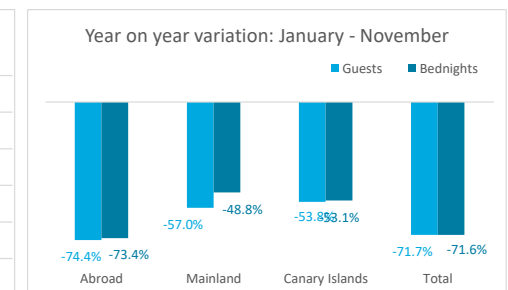
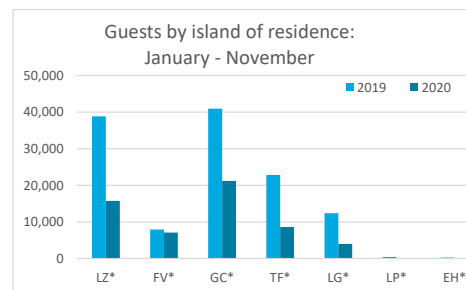
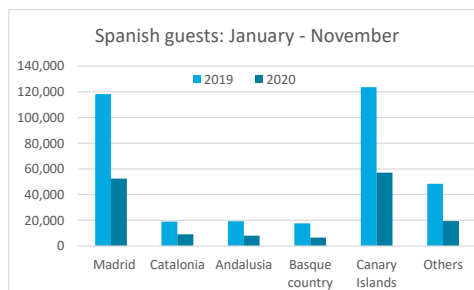
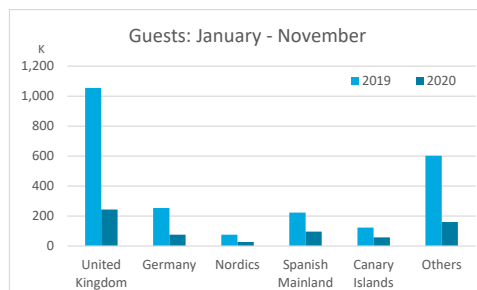


LENGHT OF STAY

	Breakdown by accommodation type											
	TOTAL				Hotels				Apartments			
	Abroad	Mainland	Canary Islands	Total	Abroad	Mainland	Canary Islands	Total	Abroad	Mainland	Canary Islands	Total
Jan-Nov19	8.2	5.0	3.9	7.7	7.7	5.7	3.2	7.3	9.0	6.6	4.8	8.6
Jan-Nov20	8.5	5.9	3.9	7.8	7.9	5.8	3.4	7.2	9.9	6.3	4.6	9.0
Change	0.3	0.9	0.1	0.0	0.1	0.1	0.3	-0.1	0.8	-0.3	-0.2	0.3



GUESTS AND BEDNIGHTS BY PLACE OF RESIDENCE



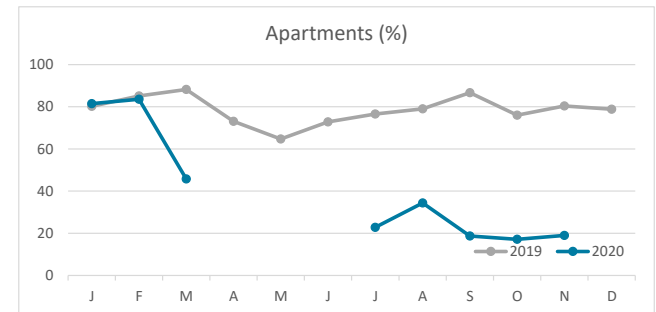
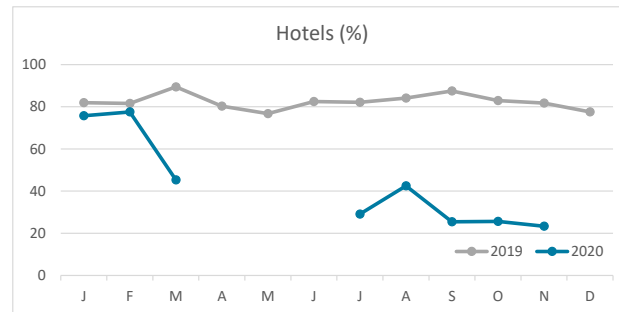
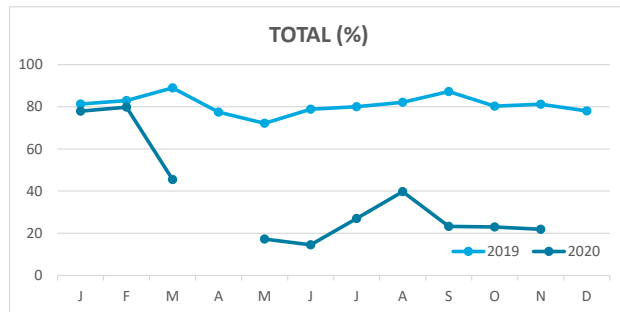
Note: LZ* (Lanzarote), FV* (Fuerteventura), GC* (Gran Canaria), TF* (Tenerife), LG* (La Gomera), LP* (La Palma) and EH* (El Hierro).
 TOTAL does not coincide with the sum of hotel and non-hotel accommodations, since between April and June 2020 the breakdown by islands was not published.

Main tourist accommodation indicators

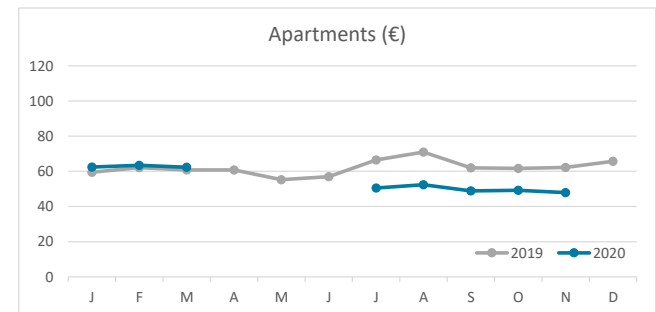
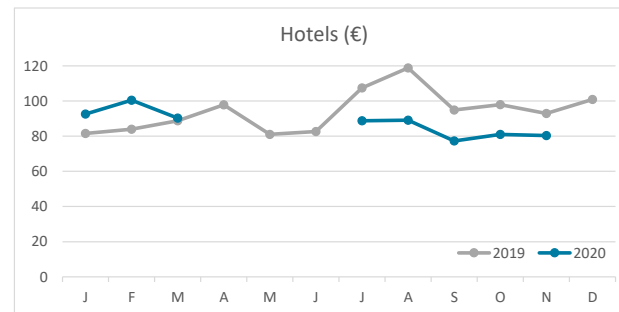
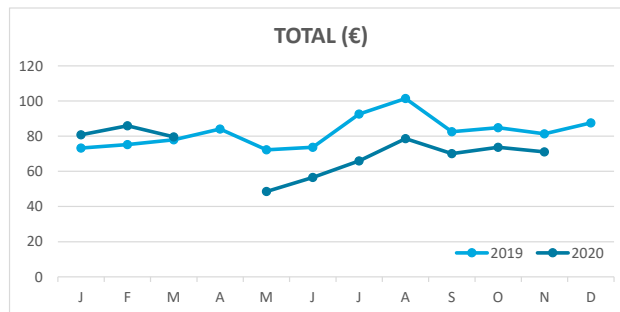
LANZAROTE (January - November 2020)



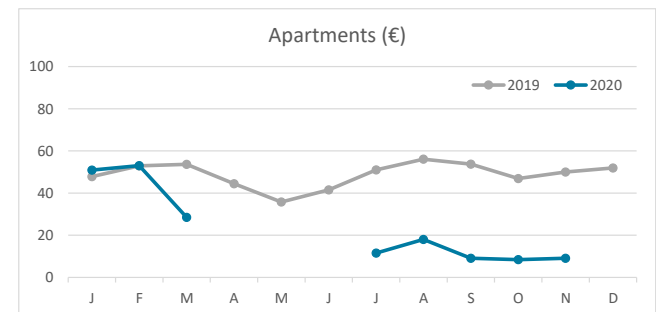
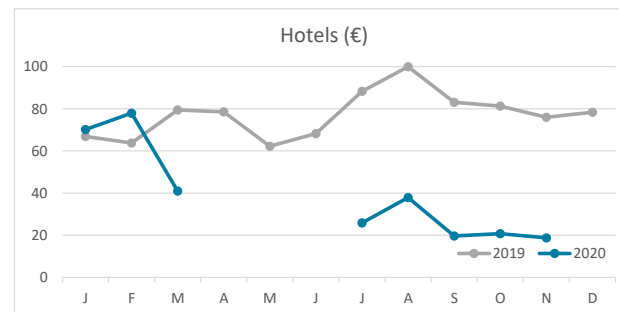
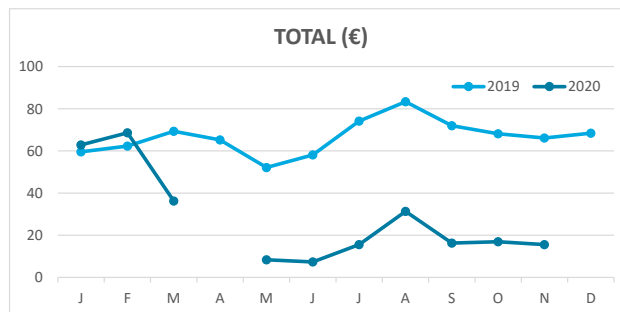
OCCUPANCY RATE PER ROOM / APARTMENT



ADR (Average Daily Rate)



REVPAR (Revenue Per Available Room)



Note: "Guests indicator" refers to number of guests checking in as new arrivals.
Source: Encuestas de Alojamiento Turístico (ISTAC)