

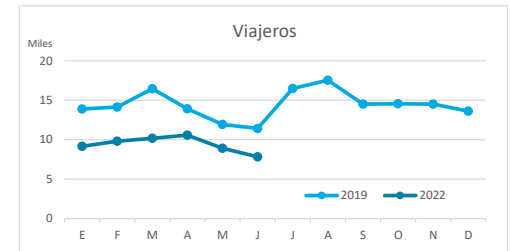
# Principales indicadores de alojamiento turístico

## LA GOMERA (hasta junio de 2022)



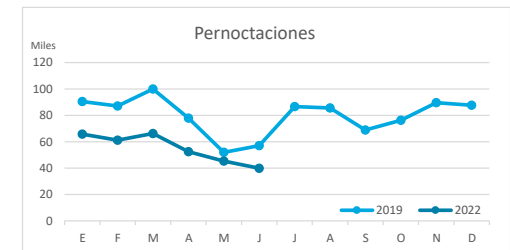
### VIAJEROS EN ALOJAMIENTO TURÍSTICO

	TOTAL				Detalle según tipo de alojamiento							
					Hotelero				Extrahotelero			
	Extranjeros	Peninsulares	Canarios	Total	Extranjeros	Peninsulares	Canarios	Total	Extranjeros	Peninsulares	Canarios	Total
ene-jun19	49.613	2.047	30.161	<b>81.821</b>	31.955	1.089	18.744	<b>51.788</b>	17.658	958	11.417	<b>30.033</b>
ene-jun22	34.759	2.098	19.612	<b>56.469</b>	22.573	1.593	13.288	<b>37.454</b>	12.186	505	6.324	<b>19.015</b>
Dif	<b>-14.854</b>	<b>51</b>	<b>-10.549</b>	<b>-25.352</b>	<b>-9.382</b>	<b>504</b>	<b>-5.456</b>	<b>-14.334</b>	<b>-5.472</b>	<b>-453</b>	<b>-5.093</b>	<b>-11.018</b>
Dif, %	<b>-29,9%</b>	<b>2,5%</b>	<b>-35,0%</b>	<b>-31,0%</b>	<b>-29,4%</b>	<b>46,3%</b>	<b>-29,1%</b>	<b>-27,7%</b>	<b>-31,0%</b>	<b>-47,3%</b>	<b>-44,6%</b>	<b>-36,7%</b>



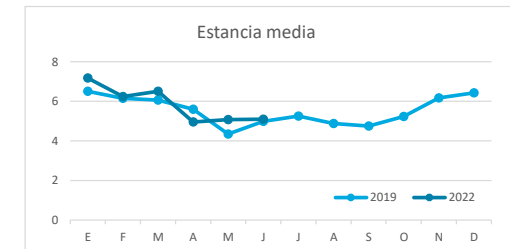
### PERNOCTACIONES

	TOTAL				Detalle según tipo de alojamiento							
					Hotelero				Extrahotelero			
	Extranjeros	Peninsulares	Canarios	Total	Extranjeros	Peninsulares	Canarios	Total	Extranjeros	Peninsulares	Canarios	Total
ene-jun19	386.993	6.231	71.049	<b>464.273</b>	214.676	3.277	37.629	<b>255.582</b>	172.317	2.954	33.420	<b>208.691</b>
ene-jun22	274.205	6.567	49.880	<b>330.652</b>	145.602	5.009	30.086	<b>180.697</b>	128.603	1.558	19.794	<b>149.955</b>
Dif	<b>-112.788</b>	<b>336</b>	<b>-21.169</b>	<b>-133.621</b>	<b>-69.074</b>	<b>1.732</b>	<b>-7.543</b>	<b>-74.885</b>	<b>-43.714</b>	<b>-1.396</b>	<b>-13.626</b>	<b>-58.736</b>
Dif, %	<b>-29,1%</b>	<b>5,4%</b>	<b>-29,8%</b>	<b>-28,8%</b>	<b>-32,2%</b>	<b>52,9%</b>	<b>-20,0%</b>	<b>-29,3%</b>	<b>-25,4%</b>	<b>-47,3%</b>	<b>-40,8%</b>	<b>-28,1%</b>

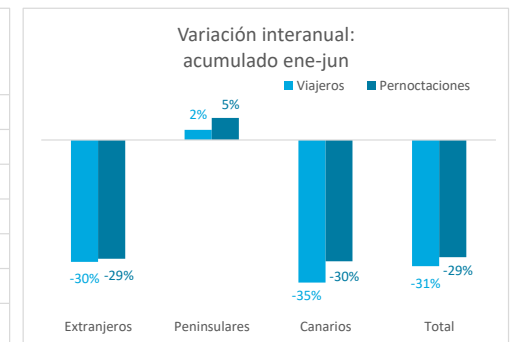
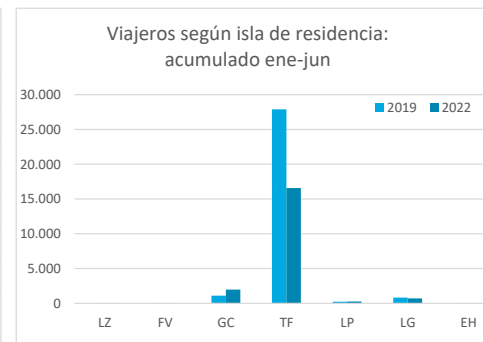
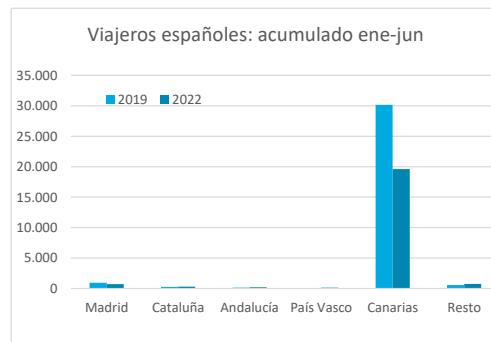
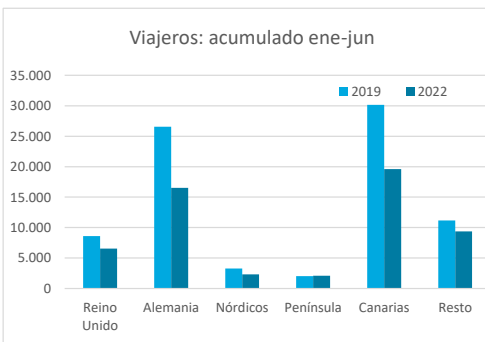


### ESTANCIA MEDIA

	TOTAL				Detalle según tipo de alojamiento							
					Hotelero				Extrahotelero			
	Extranjeros	Peninsulares	Canarios	Total	Extranjeros	Peninsulares	Canarios	Total	Extranjeros	Peninsulares	Canarios	Total
ene-jun19	7,8	3,0	2,4	<b>5,7</b>	6,7	3,0	2,0	<b>4,9</b>	9,8	3,1	2,9	<b>6,9</b>
ene-jun22	7,9	3,1	2,5	<b>4,8</b>	6,5	3,1	2,3	<b>4,8</b>	10,6	3,1	3,1	<b>7,9</b>
Dif	<b>0,1</b>	<b>0,1</b>	<b>0,2</b>	<b>0,2</b>	<b>-0,3</b>	<b>0,1</b>	<b>0,3</b>	<b>-0,1</b>	<b>0,8</b>	<b>0,0</b>	<b>0,2</b>	<b>0,9</b>



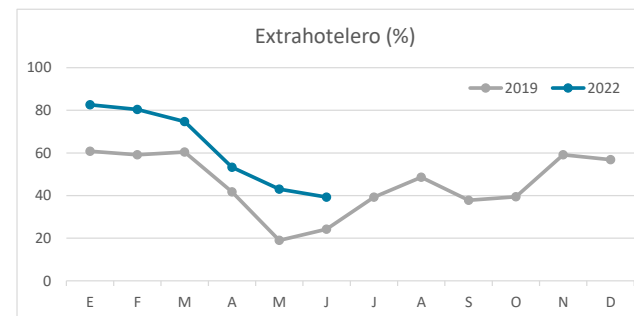
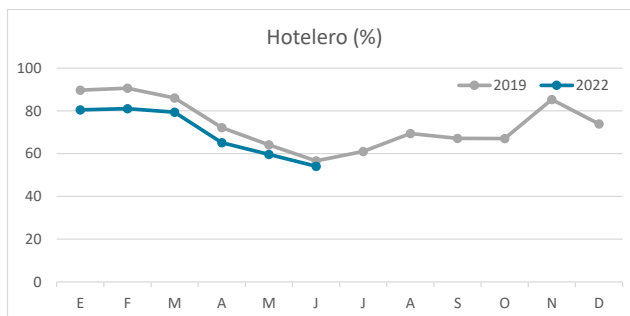
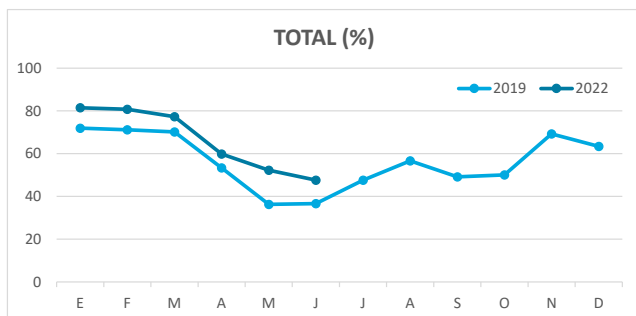
### DETALLE VIAJEROS Y PERNOCTACIONES SEGÚN LUGAR DE RESIDENCIA



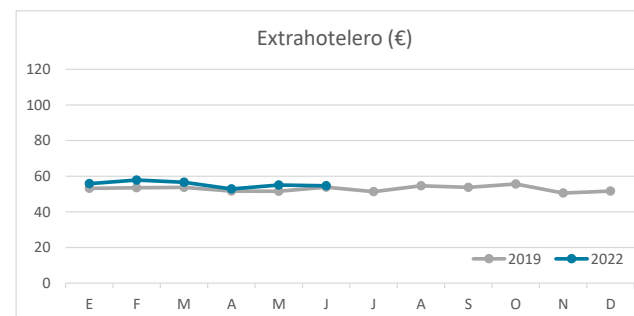
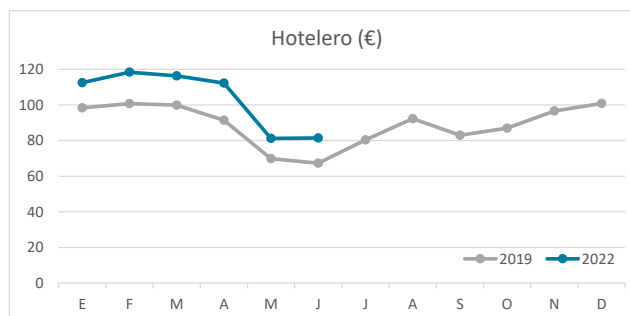
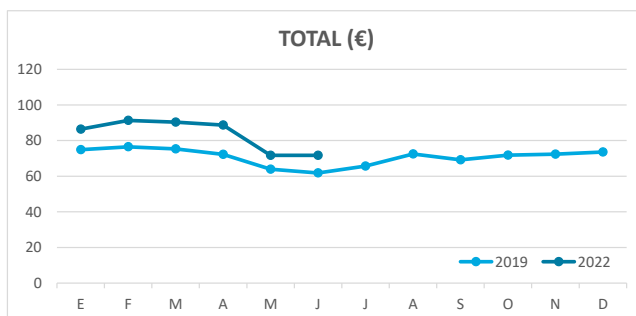
# Principales indicadores de alojamiento turístico

## LA GOMERA (hasta junio de 2022)

### ÍNDICE DE OCUPACIÓN POR HABITACIÓN / APARTAMENTO



### ADR (tarifa media diaria)



### REVPAR (ingreso por habitación/apartamento disponible)

