

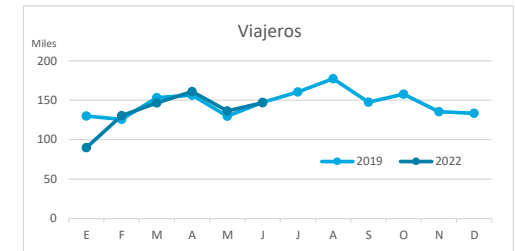
# Principales indicadores de alojamiento turístico

## FUERTEVENTURA (hasta junio de 2022)



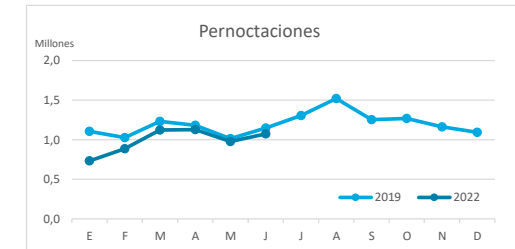
### VIAJEROS EN ALOJAMIENTO TURÍSTICO

|           | TOTAL       |              |          |                | Detalle según tipo de alojamiento |              |          |                |               |              |          |                |
|-----------|-------------|--------------|----------|----------------|-----------------------------------|--------------|----------|----------------|---------------|--------------|----------|----------------|
|           |             |              |          |                | Hotelero                          |              |          |                | Extrahotelero |              |          |                |
|           | Extranjeros | Peninsulares | Canarios | Total          | Extranjeros                       | Peninsulares | Canarios | Total          | Extranjeros   | Peninsulares | Canarios | Total          |
| ene-jun19 | 752.611     | 44.085       | 46.066   | <b>842.762</b> | 649.695                           | 35.622       | 33.536   | <b>718.853</b> | 102.916       | 8.463        | 12.530   | <b>123.909</b> |
| ene-jun22 | 709.116     | 50.117       | 52.235   | <b>811.468</b> | 634.887                           | 40.386       | 42.463   | <b>717.736</b> | 74.229        | 9.731        | 9.772    | <b>93.732</b>  |
| Dif       | -43.495     | 6.032        | 6.169    | <b>-31.294</b> | -14.808                           | 4.764        | 8.927    | <b>-1.117</b>  | -28.687       | 1.268        | -2.758   | <b>-30.177</b> |
| Dif, %    | -5,8%       | 13,7%        | 13,4%    | <b>-3,7%</b>   | -2,3%                             | 13,4%        | 26,6%    | <b>-0,2%</b>   | -27,9%        | 15,0%        | -22,0%   | <b>-24,4%</b>  |



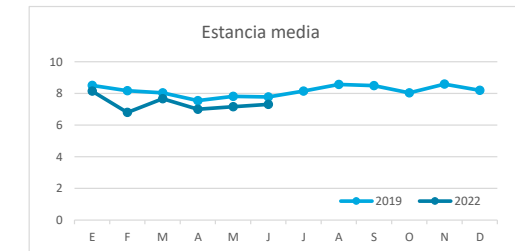
### PERNOCTACIONES

|           | TOTAL       |              |          |                  | Detalle según tipo de alojamiento |              |          |                  |               |              |          |                  |
|-----------|-------------|--------------|----------|------------------|-----------------------------------|--------------|----------|------------------|---------------|--------------|----------|------------------|
|           |             |              |          |                  | Hotelero                          |              |          |                  | Extrahotelero |              |          |                  |
|           | Extranjeros | Peninsulares | Canarios | Total            | Extranjeros                       | Peninsulares | Canarios | Total            | Extranjeros   | Peninsulares | Canarios | Total            |
| ene-jun19 | 6.342.546   | 206.332      | 156.916  | <b>6.705.794</b> | 5.260.342                         | 174.437      | 104.683  | <b>5.539.462</b> | 1.082.204     | 31.895       | 52.233   | <b>1.166.332</b> |
| ene-jun22 | 5.516.280   | 227.242      | 177.953  | <b>5.921.475</b> | 4.833.785                         | 182.924      | 141.262  | <b>5.157.971</b> | 682.495       | 44.318       | 36.691   | <b>763.504</b>   |
| Dif       | -826.266    | 20.910       | 21.037   | <b>-784.319</b>  | -426.557                          | 8.487        | 36.579   | <b>-381.491</b>  | -399.709      | 12.423       | -15.542  | <b>-402.828</b>  |
| Dif, %    | -13,0%      | 10,1%        | 13,4%    | <b>-11,7%</b>    | -8,1%                             | 4,9%         | 34,9%    | <b>-6,9%</b>     | -36,9%        | 38,9%        | -29,8%   | <b>-34,5%</b>    |

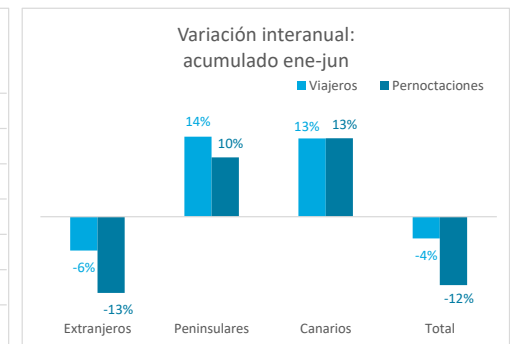
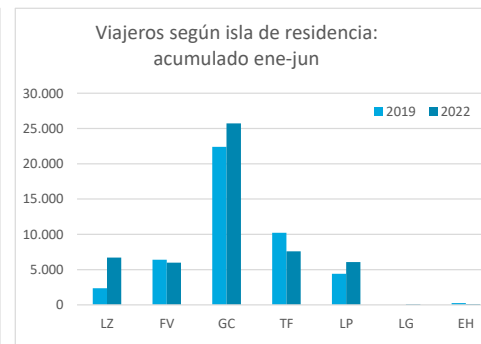
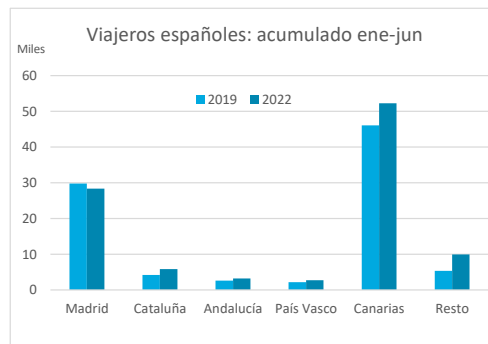
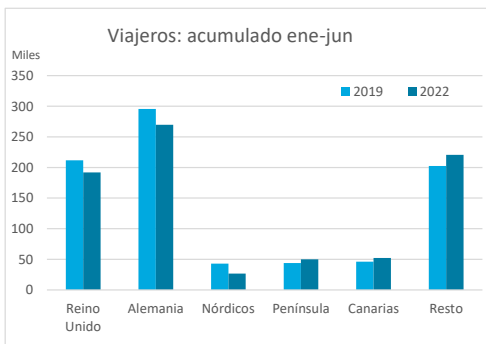


### ESTANCIA MEDIA

|           | TOTAL       |              |          |             | Detalle según tipo de alojamiento |              |          |             |               |              |          |             |
|-----------|-------------|--------------|----------|-------------|-----------------------------------|--------------|----------|-------------|---------------|--------------|----------|-------------|
|           |             |              |          |             | Hotelero                          |              |          |             | Extrahotelero |              |          |             |
|           | Extranjeros | Peninsulares | Canarios | Total       | Extranjeros                       | Peninsulares | Canarios | Total       | Extranjeros   | Peninsulares | Canarios | Total       |
| ene-jun19 | 8,4         | 4,7          | 3,4      | <b>8,0</b>  | 8,1                               | 4,9          | 3,1      | <b>7,7</b>  | 10,5          | 3,8          | 4,2      | <b>9,4</b>  |
| ene-jun22 | 7,8         | 4,5          | 3,4      | <b>7,3</b>  | 7,6                               | 4,5          | 3,3      | <b>7,2</b>  | 9,2           | 4,6          | 3,8      | <b>8,1</b>  |
| Dif       | -0,6        | -0,1         | 0,0      | <b>-0,7</b> | -0,5                              | -0,4         | 0,2      | <b>-0,5</b> | -1,3          | 0,8          | -0,4     | <b>-1,3</b> |

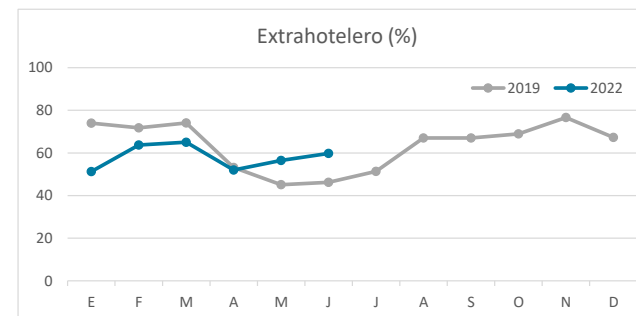
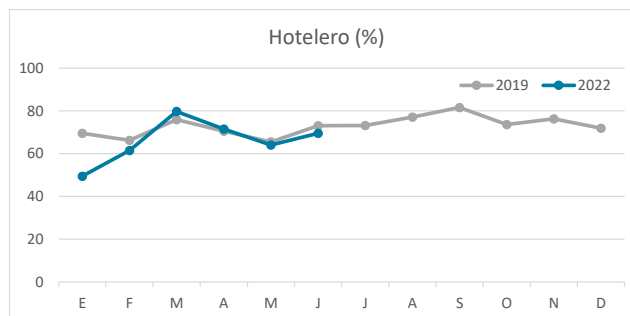
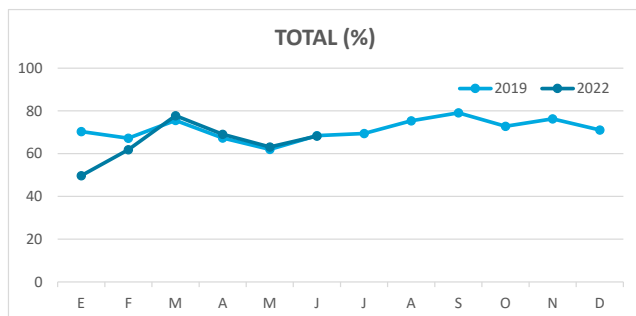


### DETALLE VIAJEROS Y PERNOCTACIONES SEGÚN LUGAR DE RESIDENCIA

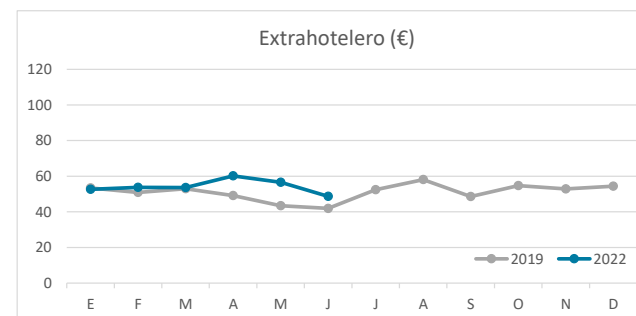
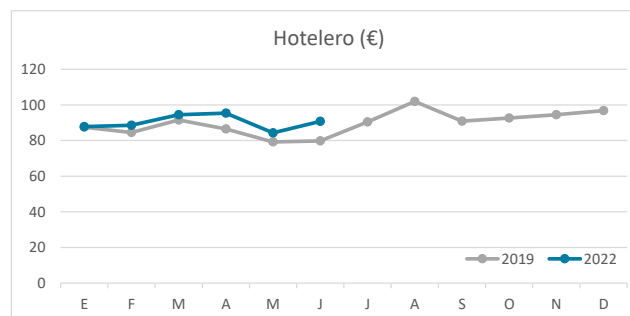
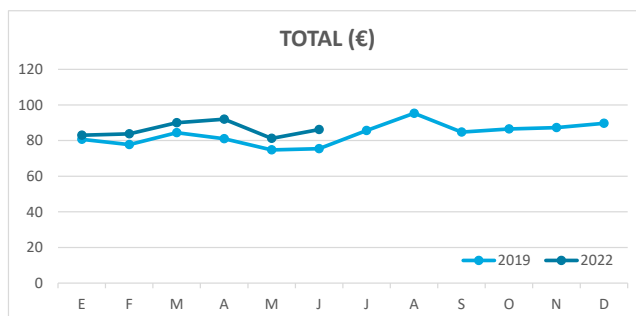


# Principales indicadores de alojamiento turístico FUERTEVENTURA (hasta junio de 2022)

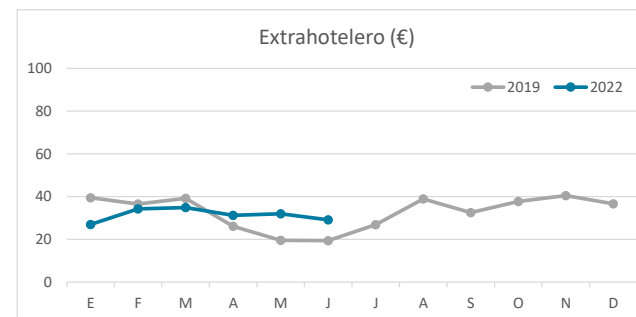
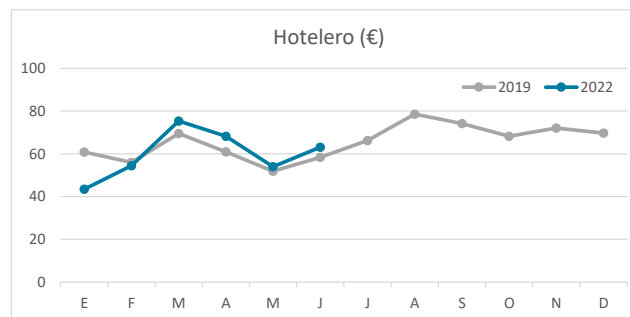
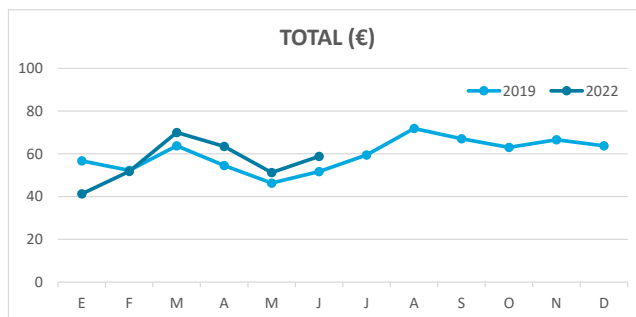
## ÍNDICE DE OCUPACIÓN POR HABITACIÓN / APARTAMENTO



## ADR (tarifa media diaria)



## REVPAR (ingreso por habitación/apartamento disponible)



Nota: el indicador de viajeros se refiere a viajeros entrados.

Fuente: Encuestas de Alojamiento Turístico (ISTAC)