

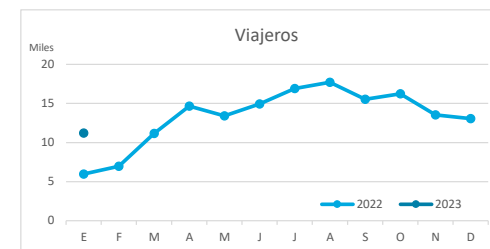
Principales indicadores de alojamiento turístico

LA PALMA (a enero de 2023)



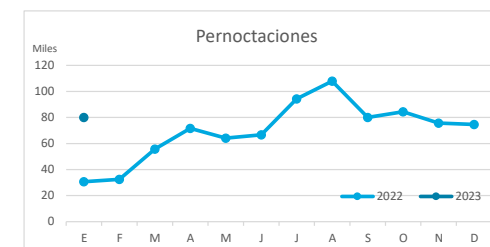
VIAJEROS EN ALOJAMIENTO TURÍSTICO

| | Detalle según tipo de alojamiento | | | | | | | | | | | |
|--------|-----------------------------------|--------------|---------------|---------------|-------------|--------------|----------|---------------|---------------|---------------|---------------|--------------|
| | TOTAL | | | | Hotelero | | | | Extrahotelero | | | |
| | Extranjeros | Peninsulares | Canarios | Total | Extranjeros | Peninsulares | Canarios | Total | Extranjeros | Peninsulares | Canarios | Total |
| ene-22 | 1.530 | 2.692 | 1.749 | 5.971 | 799 | 2.076 | 756 | 3.631 | 731 | 616 | 993 | 2.340 |
| ene-23 | 6.868 | 2.926 | 1.420 | 11.214 | 4.693 | 2.524 | 1.013 | 8.230 | 2.175 | 402 | 407 | 2.984 |
| Dif | 5.338 | 234 | -329 | 5.243 | 3.894 | 448 | 257 | 4.599 | 1.444 | -214 | -586 | 644 |
| Dif, % | 348,9% | 8,7% | -18,8% | 87,8% | 487,4% | 21,6% | 34,0% | 126,7% | 197,5% | -34,7% | -59,0% | 27,5% |



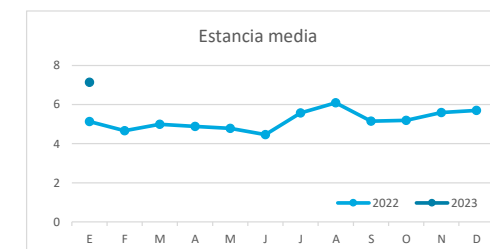
PERNOCTACIONES

| | Detalle según tipo de alojamiento | | | | | | | | | | | |
|--------|-----------------------------------|--------------|---------------|---------------|-------------|--------------|---------------|---------------|---------------|---------------|---------------|---------------|
| | TOTAL | | | | Hotelero | | | | Extrahotelero | | | |
| | Extranjeros | Peninsulares | Canarios | Total | Extranjeros | Peninsulares | Canarios | Total | Extranjeros | Peninsulares | Canarios | Total |
| ene-22 | 8.546 | 12.353 | 9.781 | 30.680 | 4.164 | 9.676 | 5.242 | 19.082 | 4.382 | 2.677 | 4.539 | 11.598 |
| ene-23 | 63.266 | 12.061 | 4.762 | 80.089 | 36.805 | 9.651 | 3.300 | 49.756 | 26.461 | 2.410 | 1.462 | 30.333 |
| Dif | 54.720 | -292 | -5.019 | 49.409 | 32.641 | -25 | -1.942 | 30.674 | 22.079 | -267 | -3.077 | 18.735 |
| Dif, % | 640,3% | -2,4% | -51,3% | 161,0% | 783,9% | -0,3% | -37,0% | 160,7% | 503,9% | -10,0% | -67,8% | 161,5% |

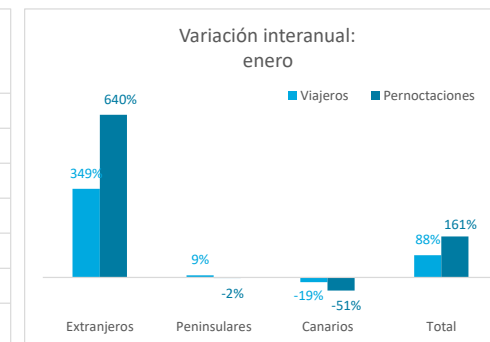
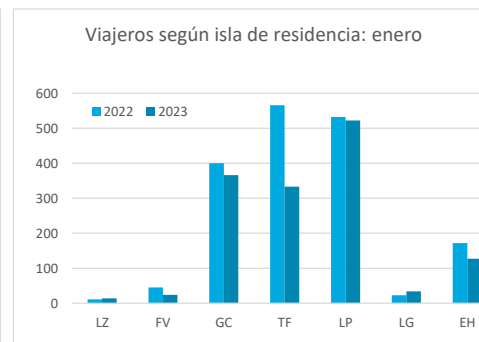
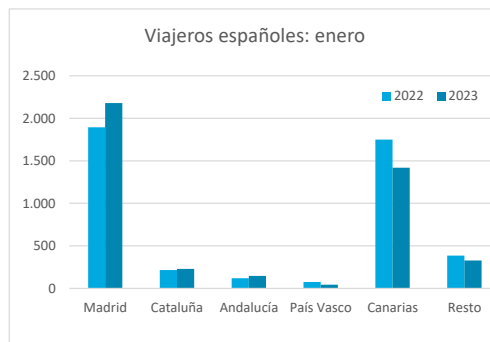
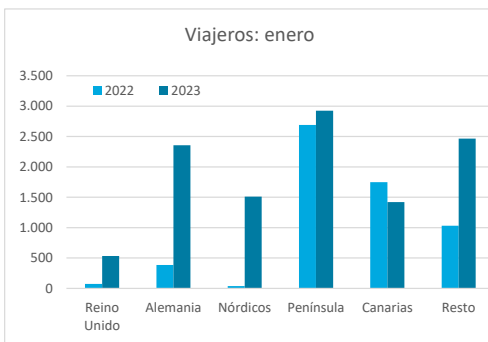


ESTANCIA MEDIA

| | Detalle según tipo de alojamiento | | | | | | | | | | | |
|--------|-----------------------------------|--------------|-------------|------------|-------------|--------------|-------------|------------|---------------|--------------|-------------|-------------|
| | TOTAL | | | | Hotelero | | | | Extrahotelero | | | |
| | Extranjeros | Peninsulares | Canarios | Total | Extranjeros | Peninsulares | Canarios | Total | Extranjeros | Peninsulares | Canarios | Total |
| ene-22 | 5,6 | 4,6 | 5,6 | 5,1 | 5,2 | 4,7 | 6,9 | 5,3 | 6,0 | 4,3 | 4,6 | 5,0 |
| ene-23 | 9,2 | 4,1 | 3,4 | 7,1 | 7,8 | 3,8 | 3,3 | 6,0 | 12,2 | 6,0 | 3,6 | 10,2 |
| Dif | 3,6 | -0,5 | -2,2 | 2,0 | 2,6 | -0,8 | -3,7 | 0,8 | 6,2 | 1,6 | -1,0 | 5,2 |

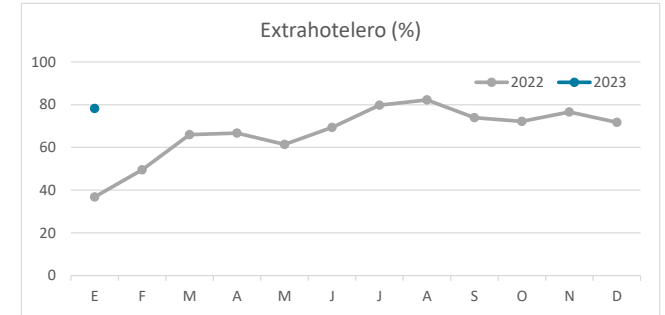
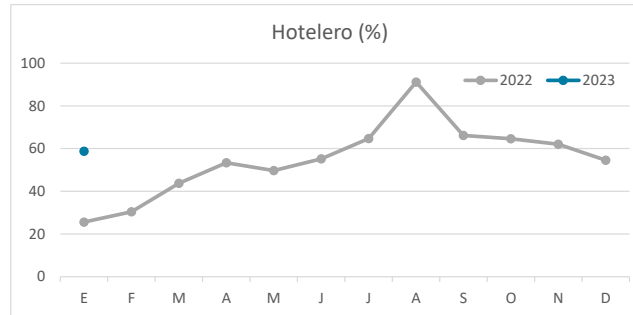
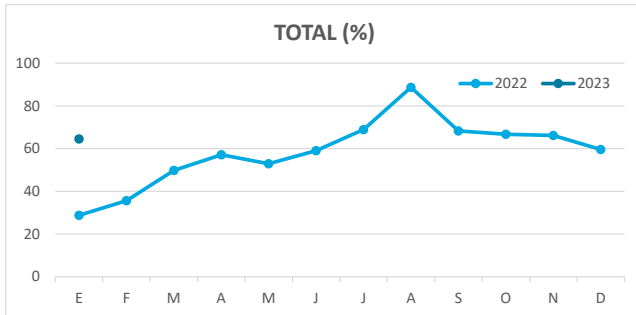


DETALLE VIAJEROS Y PERNOCTACIONES SEGÚN LUGAR DE RESIDENCIA

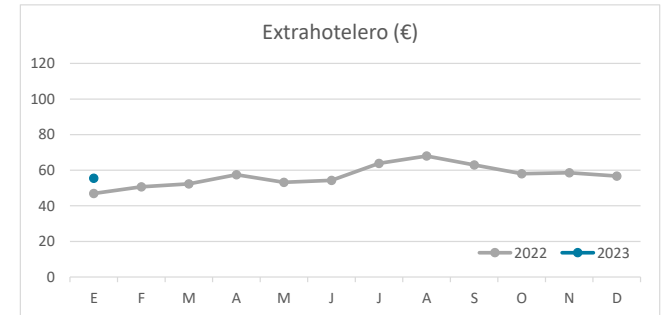
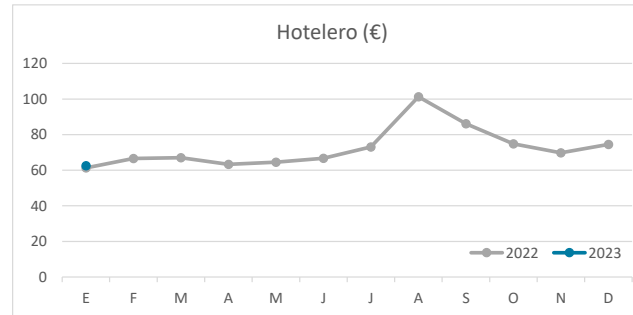
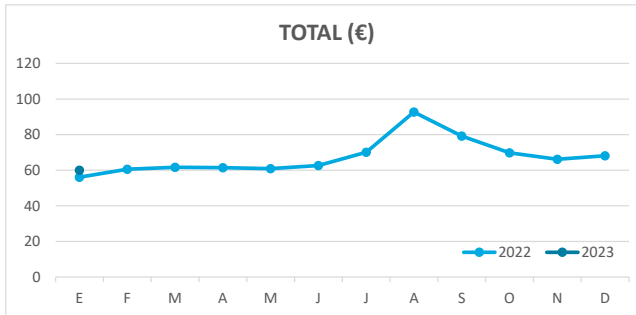


Principales indicadores de alojamiento turístico LA PALMA (a enero de 2023)

ÍNDICE DE OCUPACIÓN POR HABITACIÓN / APARTAMENTO



ADR (tarifa media diaria)



REVPAR (ingreso por habitación/apartamento disponible)

