


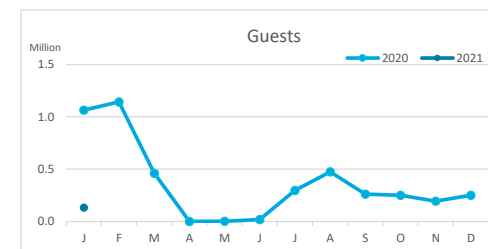
# Main tourist accommodation indicators

## CANARY ISLANDS (January 2021)



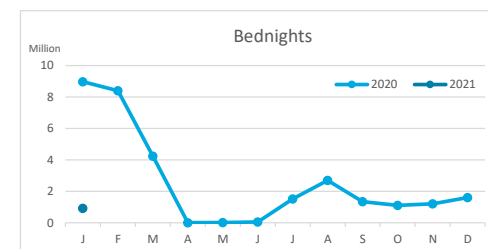
### GUESTS BY ACCOMMODATION TYPE (\*)

	Breakdown by accommodation type											
	TOTAL				Hotels				Apartments			
	Abroad	Mainland	Canary Islands	Total	Abroad	Mainland	Canary Islands	Total	Abroad	Mainland	Canary Islands	Total
Jan20	908,029	91,966	63,728	<b>1,063,723</b>	644,356	73,210	45,352	<b>762,918</b>	263,673	18,756	18,376	<b>300,805</b>
Jan21	74,597	20,222	37,544	<b>132,363</b>	56,873	18,025	29,158	<b>104,056</b>	17,724	2,197	8,386	<b>28,307</b>
Change	-833,432	-71,744	-26,184	<b>-931,360</b>	-587,483	-55,185	-16,194	<b>-658,862</b>	-245,949	-16,559	-9,990	<b>-272,498</b>
Change, %	-91.8%	-78.0%	-41.1%	<b>-87.6%</b>	-91.2%	-75.4%	-35.7%	<b>-86.4%</b>	-93.3%	-88.3%	-54.4%	<b>-90.6%</b>



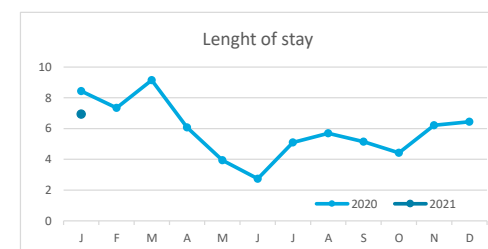
### BEDNIGHTS

	Breakdown by accommodation type											
	TOTAL				Hotels				Apartments			
	Abroad	Mainland	Canary Islands	Total	Abroad	Mainland	Canary Islands	Total	Abroad	Mainland	Canary Islands	Total
Jan20	8,215,287	526,250	231,541	<b>8,973,078</b>	5,337,164	391,175	129,778	<b>5,858,117</b>	2,878,123	135,075	101,763	<b>3,114,961</b>
Jan21	689,467	93,721	135,935	<b>919,123</b>	499,366	82,081	100,464	<b>681,911</b>	190,101	11,640	35,471	<b>237,212</b>
Change	-7,525,820	-432,529	-95,606	<b>-8,053,955</b>	-4,837,798	-309,094	-29,314	<b>-5,176,206</b>	-2,688,022	-123,435	-66,292	<b>-2,877,749</b>
Change, %	-91.6%	-82.2%	-41.3%	<b>-89.8%</b>	-90.6%	-79.0%	-22.6%	<b>-88.4%</b>	-93.4%	-91.4%	-65.1%	<b>-92.4%</b>

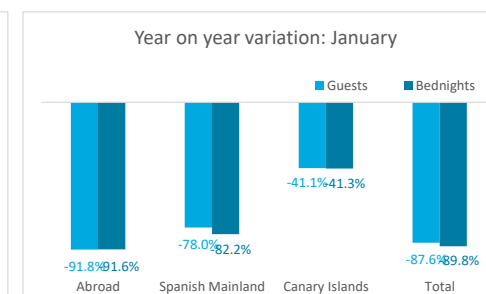
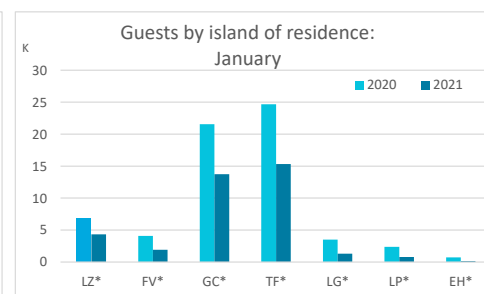
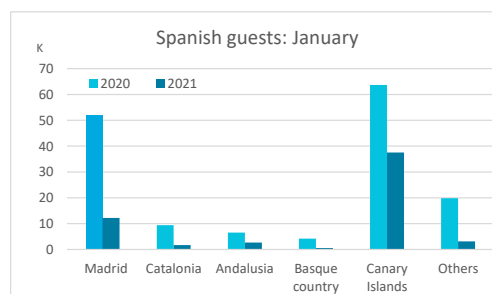
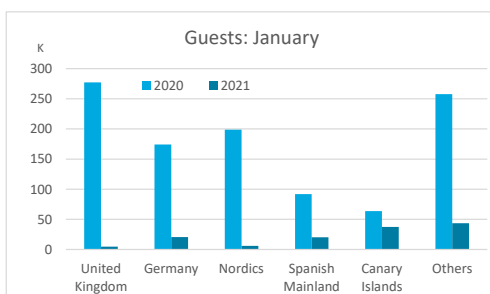


### LENGHT OF STAY

	Breakdown by accommodation type											
	TOTAL				Hotels				Apartments			
	Abroad	Mainland	Canary Islands	Total	Abroad	Mainland	Canary Islands	Total	Abroad	Mainland	Canary Islands	Total
Jan20	9.0	5.7	3.6	<b>8.4</b>	8.3	5.3	2.9	<b>7.7</b>	10.9	7.2	5.5	<b>10.4</b>
Jan21	9.2	4.6	3.6	<b>6.9</b>	8.8	4.6	3.4	<b>6.6</b>	10.7	5.3	4.2	<b>8.4</b>
Change	0.2	-1.1	0.0	<b>-1.5</b>	0.5	-0.8	0.6	<b>-1.1</b>	-0.2	-1.9	-1.3	<b>-2.0</b>



### GUESTS AND BEDNIGHTS BY PLACE OF RESIDENCE

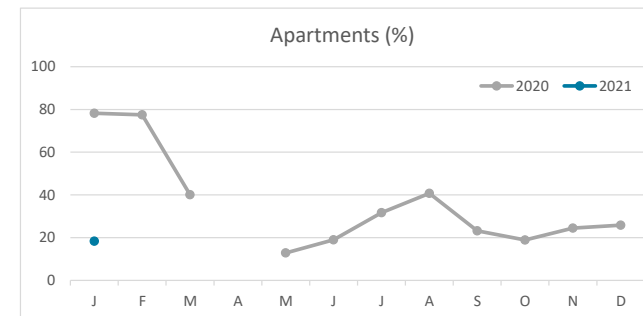
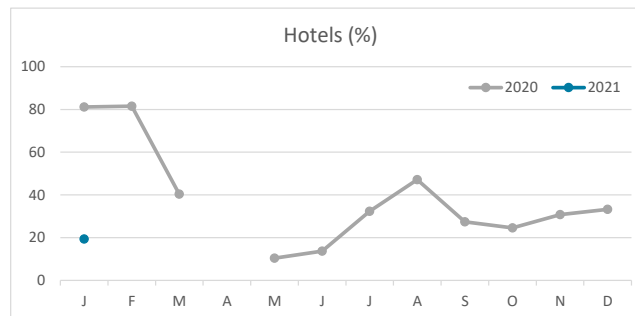
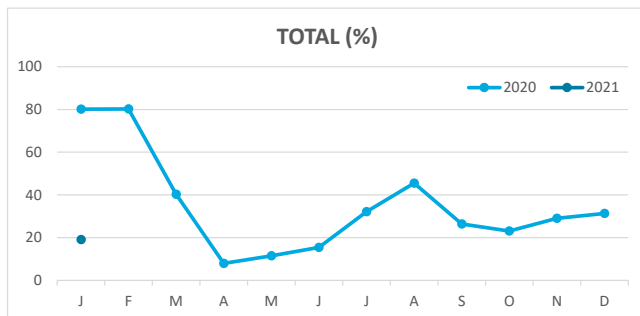


Note: LZ\* (Lanzarote), FV\* (Fuerteventura), GC\* (Gran Canaria), TF\* (Tenerife), LG\* (La Gomera), LP\* (La Palma) and EH\* (El Hierro). TOTAL does not coincide with the sum of hotel and non-hotel accommodations, since only aggregate data was published in April 2020.

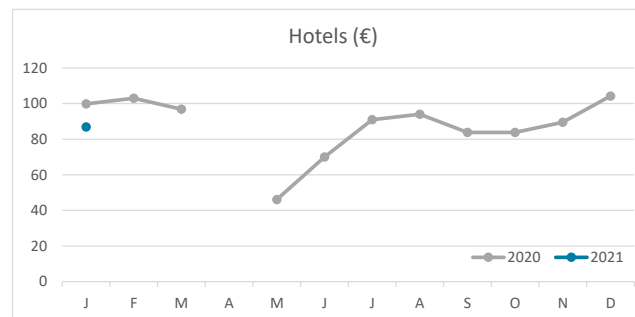
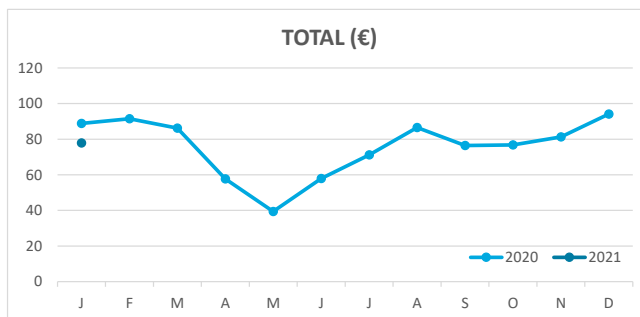
# Main tourist accommodation indicators CANARY ISLANDS (January 2021)



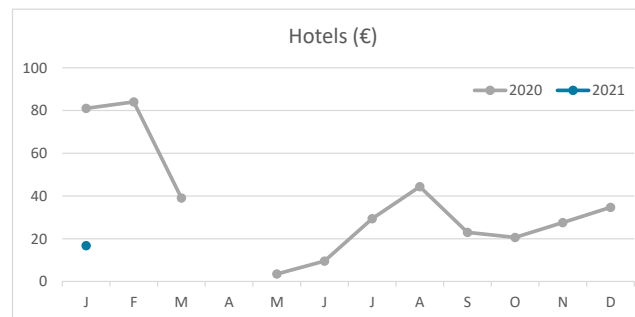
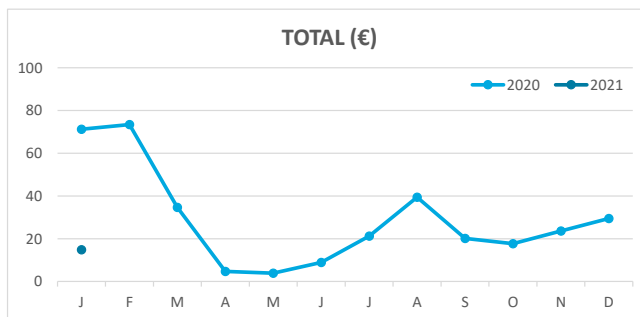
## OCCUPANCY RATE PER ROOM / APARTMENT



## ADR (Average Daily Rate)



## REVPAR (Revenue Per Available Room)



Note: "Guests indicator" refers to number of guests checking in as new arrivals.  
Source: Encuestas de Alojamiento Turístico (ISTAC)