

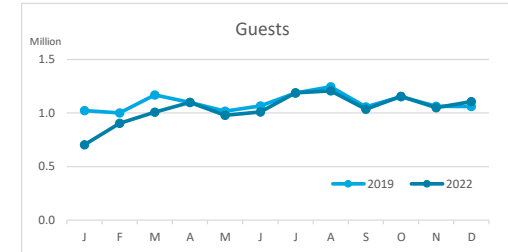
Main tourist accommodation indicators

CANARY ISLANDS (January - December 2022)



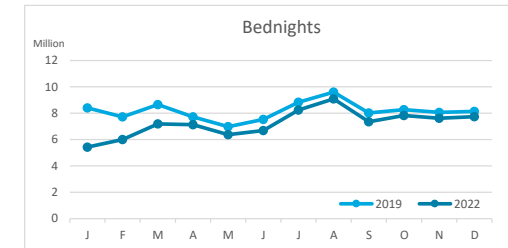
GUESTS BY ACCOMMODATION TYPE (*)

| | Breakdown by accommodation type | | | | | | | | | | | |
|------------|---------------------------------|-----------|----------------|-------------------|-----------|-----------|----------------|------------------|-----------------|----------|-----------------|------------------|
| | TOTAL | | | | Hotels | | | | Apartments | | | |
| | Abroad | Mainland | Canary Islands | Total | Abroad | Mainland | Canary Islands | Total | Abroad | Mainland | Canary Islands | Total |
| Jan-Dec 19 | 10,460,250 | 1,352,211 | 1,328,000 | 13,140,461 | 7,482,684 | 1,174,044 | 841,804 | 9,498,532 | 2,977,566 | 178,167 | 486,196 | 3,641,929 |
| Jan-Dec 22 | 9,757,136 | 1,412,071 | 1,280,131 | 12,449,338 | 7,640,568 | 1,229,492 | 922,570 | 9,792,630 | 2,116,568 | 182,579 | 357,561 | 2,656,708 |
| Change | -703,114 | 59,860 | -47,869 | -691,123 | 157,884 | 55,448 | 80,766 | 294,098 | -860,998 | 4,412 | -128,635 | -985,221 |
| Change, % | -6.7% | 4.4% | -3.6% | -5.3% | 2.1% | 4.7% | 9.6% | 3.1% | -28.9% | 2.5% | -26.5% | -27.1% |



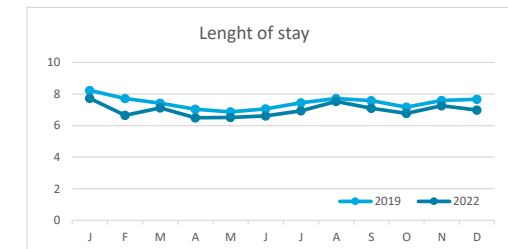
BEDNIGHTS

| | Breakdown by accommodation type | | | | | | | | | | | |
|------------|---------------------------------|----------------|-----------------|--------------------|-------------------|----------------|----------------|-------------------|-------------------|----------------|-----------------|-------------------|
| | TOTAL | | | | Hotels | | | | Apartments | | | |
| | Abroad | Mainland | Canary Islands | Total | Abroad | Mainland | Canary Islands | Total | Abroad | Mainland | Canary Islands | Total |
| Jan-Dec 19 | 86,373,165 | 6,961,572 | 4,629,624 | 97,964,361 | 58,994,531 | 5,923,253 | 2,510,568 | 67,428,352 | 27,378,634 | 1,038,319 | 2,119,056 | 30,536,009 |
| Jan-Dec 22 | 75,408,578 | 6,897,573 | 4,401,902 | 86,708,053 | 56,993,126 | 5,870,564 | 2,844,156 | 65,707,846 | 18,415,452 | 1,027,009 | 1,557,746 | 21,000,207 |
| Change | -10,964,587 | -63,999 | -227,722 | -11,256,308 | -2,001,405 | -52,689 | 333,588 | -1,720,506 | -8,963,182 | -11,310 | -561,310 | -9,535,802 |
| Change, % | -12.7% | -0.9% | -4.9% | -11.5% | -3.4% | -0.9% | 13.3% | -2.6% | -32.7% | -1.1% | -26.5% | -31.2% |

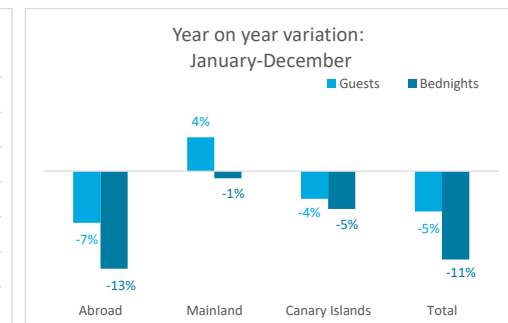
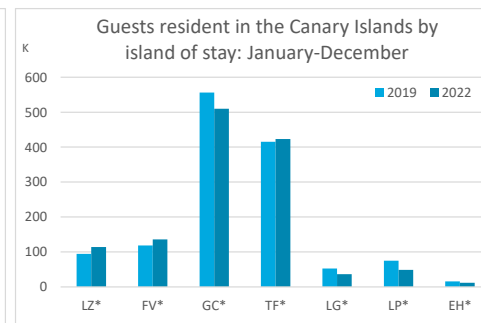
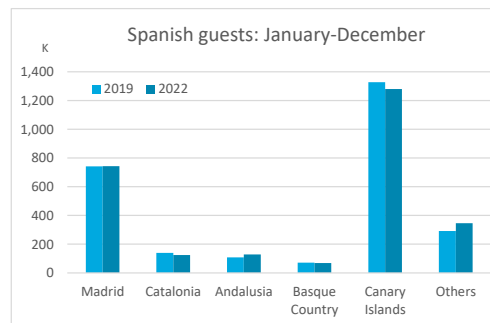
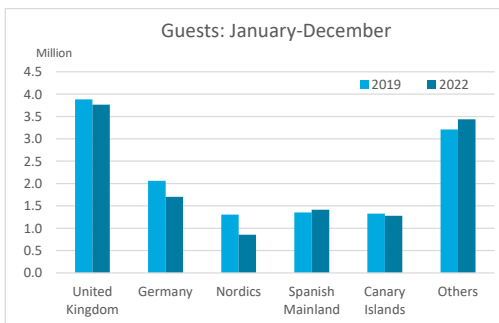


LENGTH OF STAY

| | Breakdown by accommodation type | | | | | | | | | | | |
|------------|---------------------------------|-------------|----------------|-------------|-------------|-------------|----------------|-------------|-------------|-------------|----------------|-------------|
| | TOTAL | | | | Hotels | | | | Apartments | | | |
| | Abroad | Mainland | Canary Islands | Total | Abroad | Mainland | Canary Islands | Total | Abroad | Mainland | Canary Islands | Total |
| Jan-Dec 19 | 8.3 | 5.1 | 3.5 | 7.5 | 7.9 | 5.0 | 3.0 | 7.1 | 9.2 | 5.8 | 4.4 | 8.4 |
| Jan-Dec 22 | 7.7 | 4.9 | 3.4 | 7.0 | 7.5 | 4.8 | 3.1 | 6.7 | 8.7 | 5.6 | 4.4 | 7.9 |
| Change | -0.5 | -0.3 | 0.0 | -0.5 | -0.4 | -0.3 | 0.1 | -0.4 | -0.5 | -0.2 | 0.0 | -0.5 |



GUESTS AND BEDNIGHTS BY PLACE OF RESIDENCE

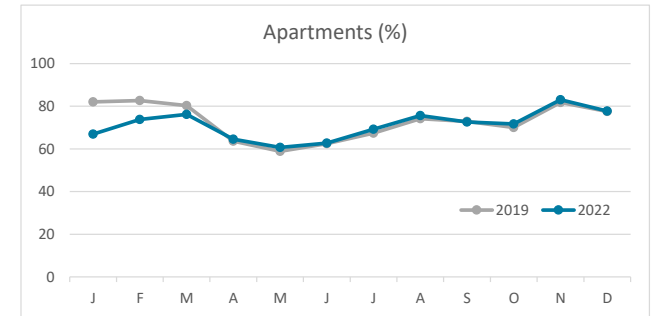
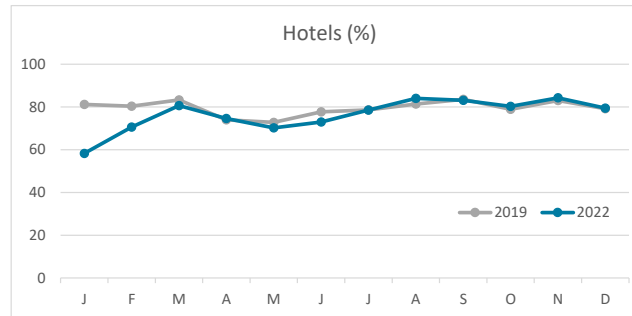
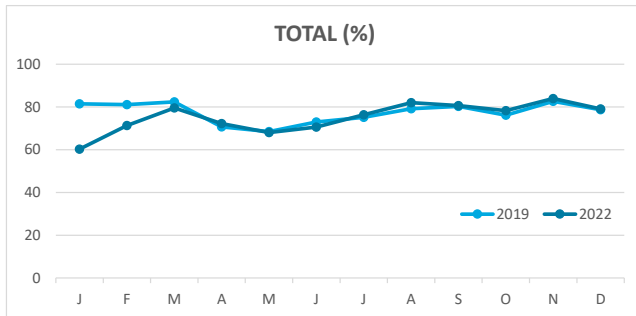


Note: LZ* (Lanzarote), FV* (Fuerteventura), GC* (Gran Canaria), TF* (Tenerife), LG* (La Gomera), LP* (La Palma) and EH* (El Hierro).

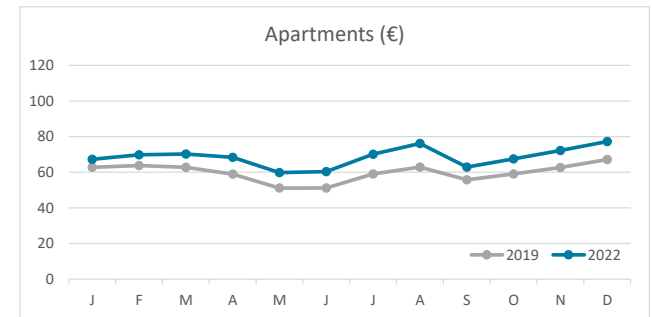
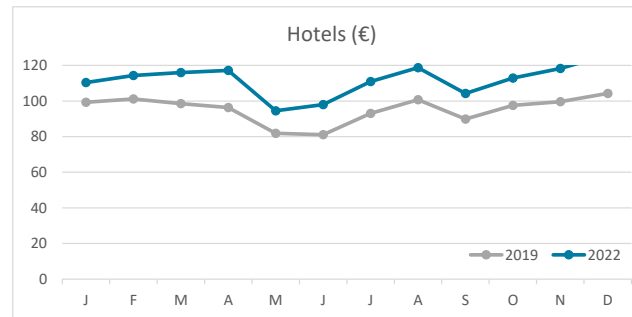
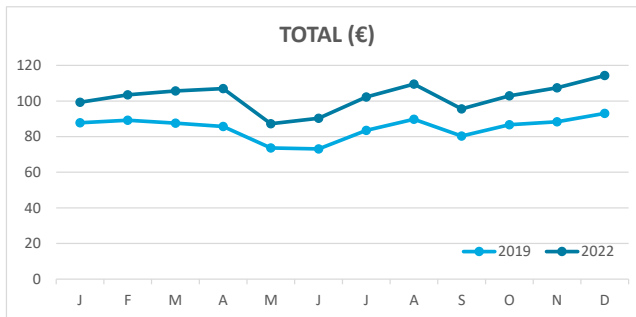
Main tourist accommodation indicators CANARY ISLANDS (January - December 2022)



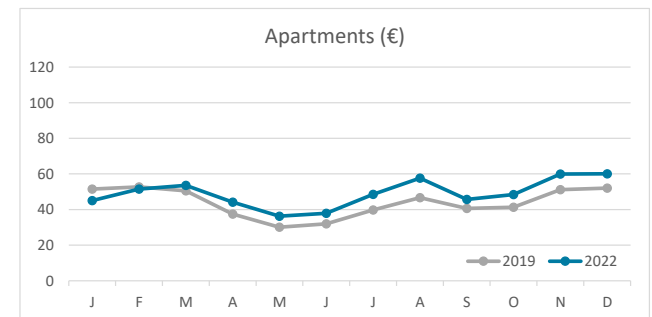
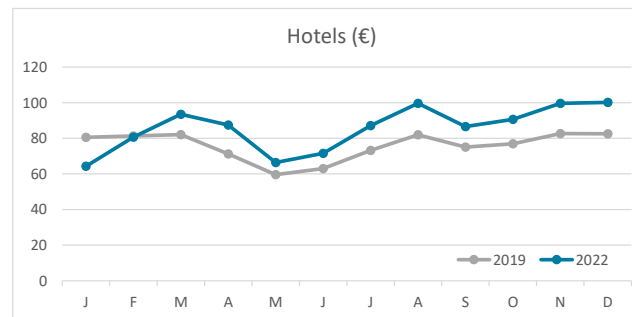
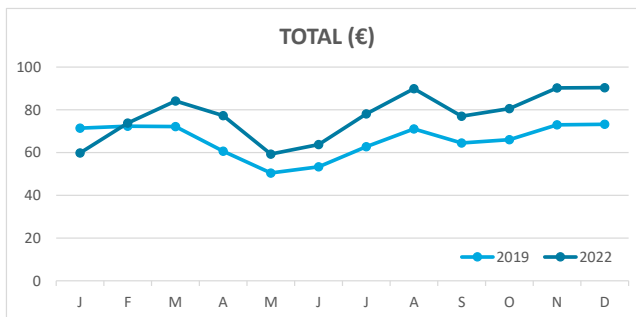
OCCUPANCY RATE PER ROOM / APARTMENT



ADR (Average Daily Rate)



REVPAR (Revenue Per Available Room)



Note: "Guests indicator" refers to number of guests checking in as new arrivals.
Source: Encuestas de Alojamiento Turístico (ISTAC)