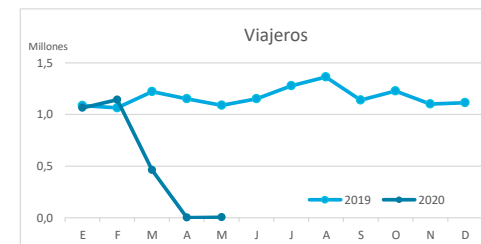


Principales indicadores de alojamiento turístico CANARIAS (a mayo 2020)



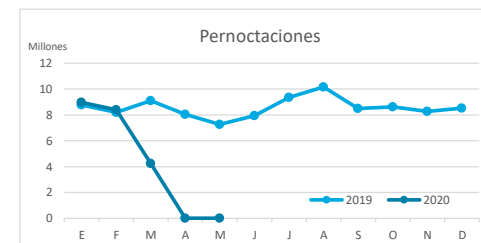
VIAJEROS EN ALOJAMIENTO TURÍSTICO

	Detalle según tipo de alojamiento											
	TOTAL				Hotelero				Extrahotelero			
	Extranjeros	Peninsulares	Canarios	Total	Extranjeros	Peninsulares	Canarios	Total	Extranjeros	Peninsulares	Canarios	Total
ene-may19	4.540.954	536.783	530.843	5.608.580	3.217.198	415.279	353.212	3.985.689	1.323.756	121.504	177.631	1.622.891
ene-may20	2.265.004	226.807	181.642	2.673.453	1.634.759	184.593	120.758	1.940.110	629.715	41.844	60.686	732.245
Dif	-2.275.950	-309.976	-349.201	-2.935.127	-1.582.439	-230.686	-232.454	-2.045.579	-694.041	-79.660	-116.945	-890.646
Dif, %	-50,1%	-57,7%	-65,8%	-52,3%	-49,2%	-55,5%	-65,8%	-51,3%	-52,4%	-65,6%	-65,8%	-54,9%



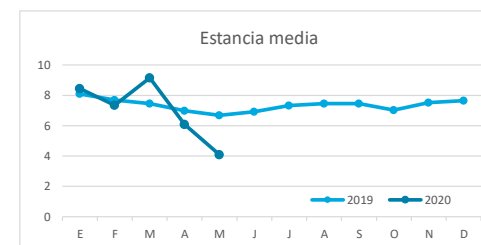
PERNOCTACIONES

	Detalle según tipo de alojamiento											
	TOTAL				Hotelero				Extrahotelero			
	Extranjeros	Peninsulares	Canarios	Total	Extranjeros	Peninsulares	Canarios	Total	Extranjeros	Peninsulares	Canarios	Total
ene-may19	37.042.629	2.616.008	1.719.648	41.378.285	24.610.340	1.963.236	1.013.605	27.587.181	12.432.289	652.772	706.043	13.791.104
ene-may20	19.813.634	1.198.815	613.729	21.626.178	13.090.290	900.053	330.457	14.320.800	6.720.794	295.330	282.577	7.298.701
Dif	-17.228.995	-1.417.193	-1.105.919	-19.752.107	-11.520.050	-1.063.183	-683.148	-13.266.381	-5.711.495	-357.442	-423.466	-6.492.403
Dif, %	-46,5%	-54,2%	-64,3%	-47,7%	-46,8%	-54,2%	-67,4%	-48,1%	-45,9%	-54,8%	-60,0%	-47,1%

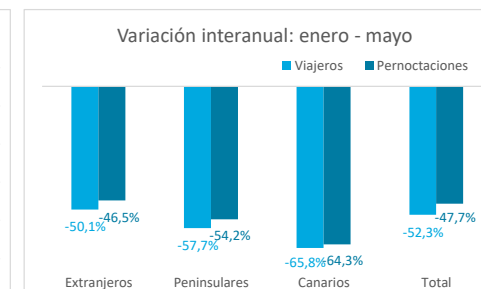
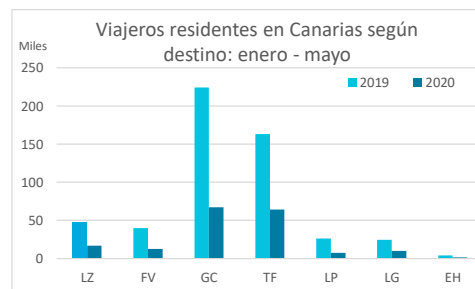
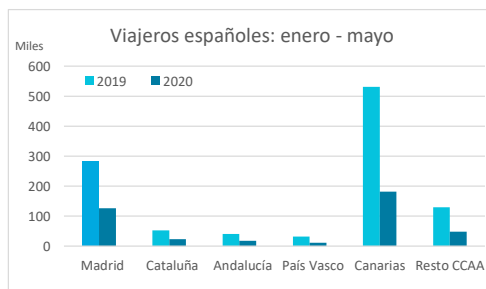
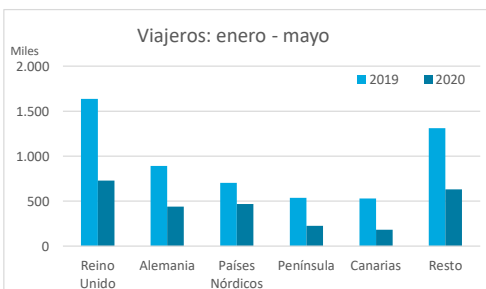


ESTANCIA MEDIA

	Detalle según tipo de alojamiento											
	TOTAL				Hotelero				Extrahotelero			
	Extranjeros	Peninsulares	Canarios	Total	Extranjeros	Peninsulares	Canarios	Total	Extranjeros	Peninsulares	Canarios	Total
ene-may19	8,2	4,9	3,2	7,4	7,6	4,7	2,9	6,9	9,4	5,4	4,0	8,5
ene-may20	8,7	5,3	3,4	8,1	8,0	4,9	2,7	7,4	10,7	7,1	4,7	10,0
Dif	0,6	0,4	0,1	0,7	0,4	0,1	-0,1	0,5	1,3	1,7	0,7	1,5



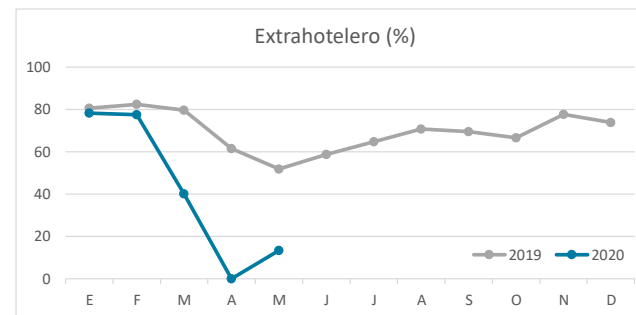
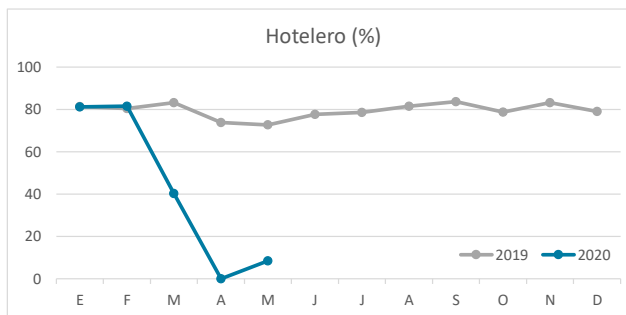
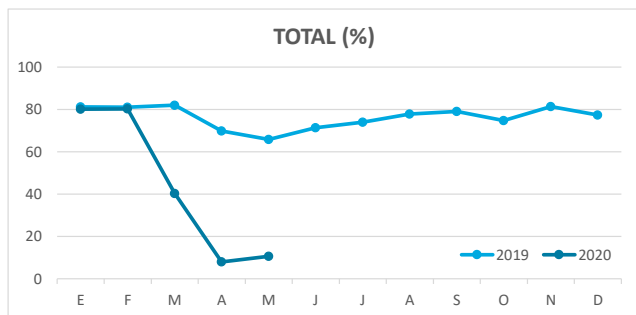
DETALLE VIAJEROS Y PERNOCTACIONES SEGÚN LUGAR DE RESIDENCIA



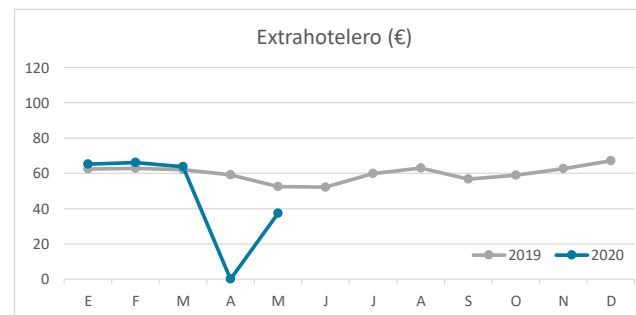
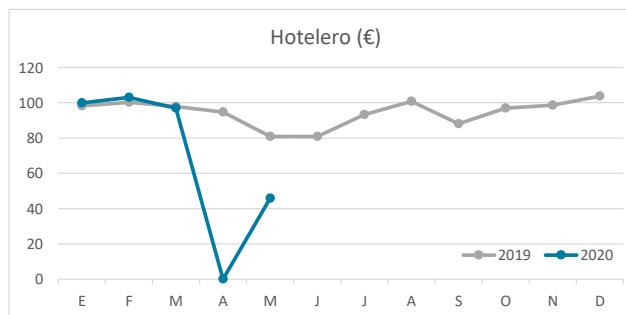
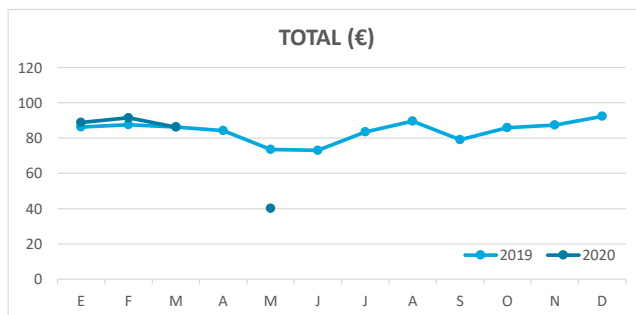
Principales indicadores de alojamiento turístico CANARIAS (a mayo 2020)



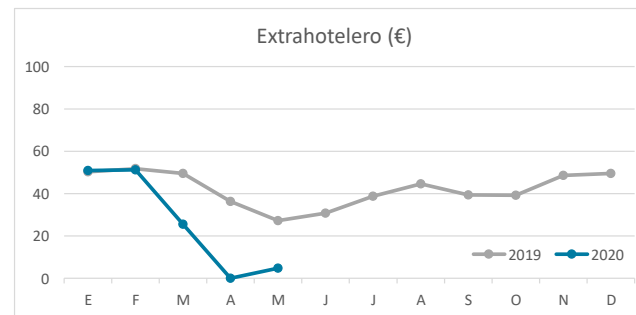
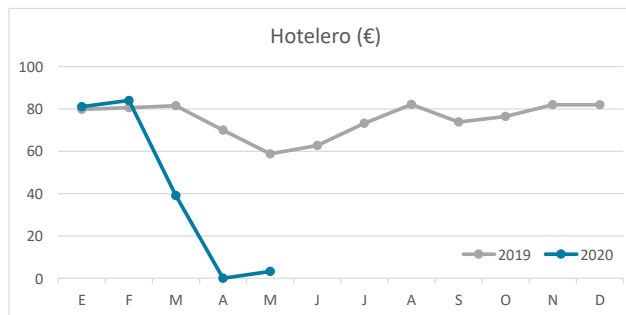
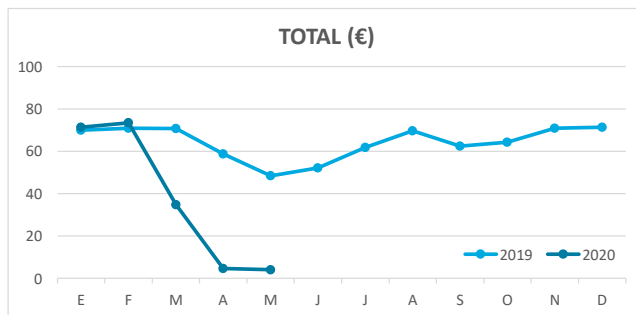
ÍNDICE DE OCUPACIÓN POR HABITACIÓN / APARTAMENTO



ADR (tarifa media diaria)



REVPAR (ingreso por habitación/apartamento disponible)



Nota: el indicador de viajeros se refiere a viajeros entrados.

Fuente: Encuestas de Alojamiento Turístico (ISTAC)