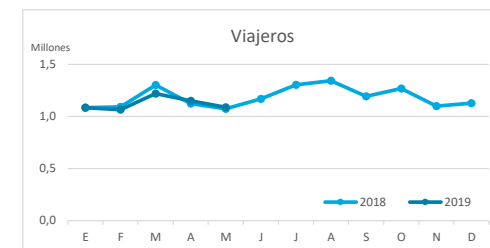


# Principales indicadores de alojamiento turístico CANARIAS (hasta mayo 2019)



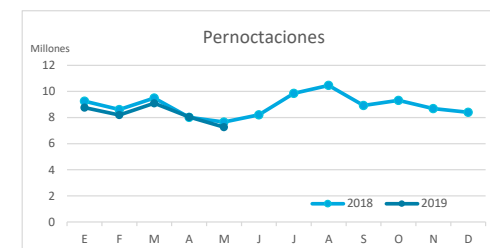
## VIAJEROS EN ALOJAMIENTO TURÍSTICO

	Detalle según tipo de alojamiento											
	TOTAL				Hotelero				Extrahotelero			
	Extranjeros	Peninsulares	Canarios	Total	Extranjeros	Peninsulares	Canarios	Total	Extranjeros	Peninsulares	Canarios	Total
ene-may18	4.732.740	481.974	461.947	<b>5.676.661</b>	3.329.752	374.127	295.907	<b>3.999.786</b>	1.402.988	107.847	166.040	<b>1.676.875</b>
ene-may19	4.540.954	536.783	530.843	<b>5.608.580</b>	3.217.198	415.279	353.212	<b>3.985.689</b>	1.323.756	121.504	177.631	<b>1.622.891</b>
Dif	<b>-191.786</b>	54.809	68.896	<b>-68.081</b>	<b>-112.554</b>	41.152	57.305	<b>-14.097</b>	<b>-79.232</b>	13.657	11.591	<b>-53.984</b>
Dif, %	<b>-4,1%</b>	11,4%	14,9%	<b>-1%</b>	<b>-3,4%</b>	11,0%	19,4%	<b>-0,4%</b>	<b>-5,6%</b>	12,7%	7,0%	<b>-3,2%</b>



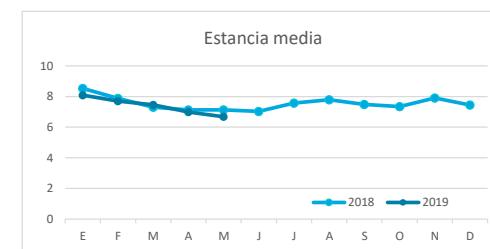
## PERNOCTACIONES

	Detalle según tipo de alojamiento											
	TOTAL				Hotelero				Extrahotelero			
	Extranjeros	Peninsulares	Canarios	Total	Extranjeros	Peninsulares	Canarios	Total	Extranjeros	Peninsulares	Canarios	Total
ene-may18	39.129.537	2.402.086	1.508.541	<b>43.040.164</b>	25.920.235	1.826.965	860.472	<b>28.607.672</b>	13.209.302	575.121	648.069	<b>14.432.492</b>
ene-may19	37.042.629	2.616.008	1.719.648	<b>41.378.285</b>	24.610.340	1.963.236	1.013.605	<b>27.587.181</b>	12.432.289	652.772	706.043	<b>13.791.104</b>
Dif	<b>-2.086.908</b>	213.922	211.107	<b>-1.661.879</b>	<b>-1.309.895</b>	136.271	153.133	<b>-1.020.491</b>	<b>-777.013</b>	77.651	57.974	<b>-641.388</b>
Dif, %	<b>-5,3%</b>	8,9%	14,0%	<b>-3,9%</b>	<b>-5,1%</b>	7,5%	17,8%	<b>-3,6%</b>	<b>-5,9%</b>	13,5%	8,9%	<b>-4,4%</b>

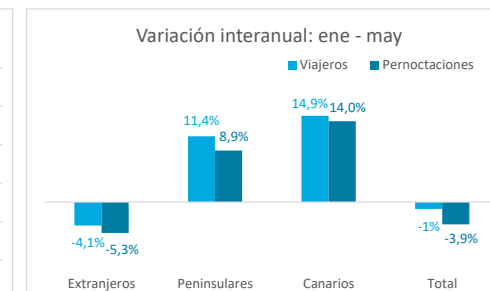
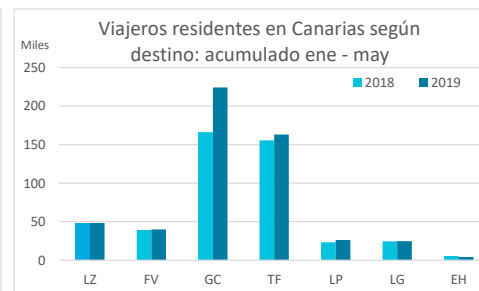
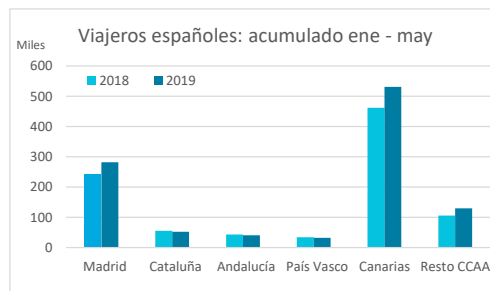
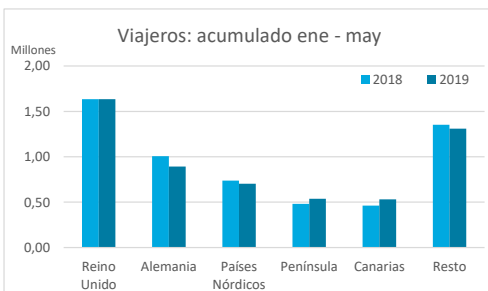


## ESTANCIA MEDIA

	Detalle según tipo de alojamiento											
	TOTAL				Hotelero				Extrahotelero			
	Extranjeros	Peninsulares	Canarios	Total	Extranjeros	Peninsulares	Canarios	Total	Extranjeros	Peninsulares	Canarios	Total
ene-may18	8,3	5,0	3,3	<b>7,6</b>	7,8	4,9	2,9	<b>7,2</b>	9,4	5,3	3,9	<b>8,6</b>
ene-may19	8,2	4,9	3,2	<b>7,4</b>	7,6	4,7	2,9	<b>6,9</b>	9,4	5,4	4,0	<b>8,5</b>
Dif	<b>-0,1</b>	<b>-0,1</b>	<b>0,0</b>	<b>-0,2</b>	<b>-0,1</b>	<b>-0,2</b>	<b>0,0</b>	<b>-0,2</b>	<b>0,0</b>	<b>0,0</b>	<b>0,1</b>	<b>-0,1</b>

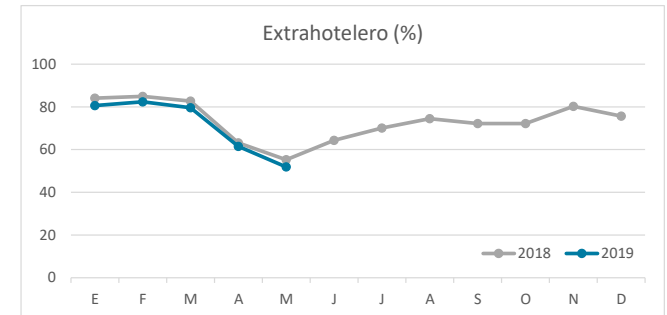
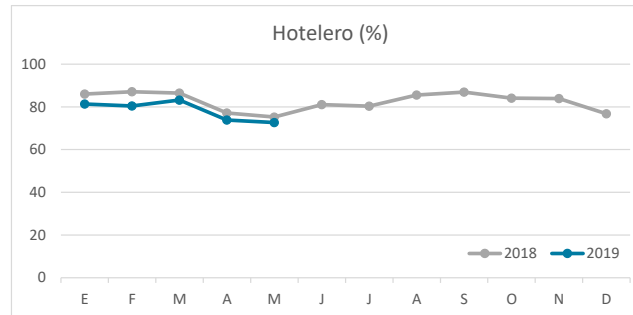
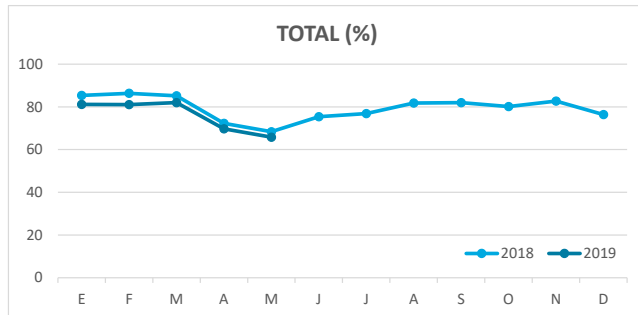


## DETALLE VIAJEROS Y PERNOCTACIONES SEGÚN LUGAR DE RESIDENCIA

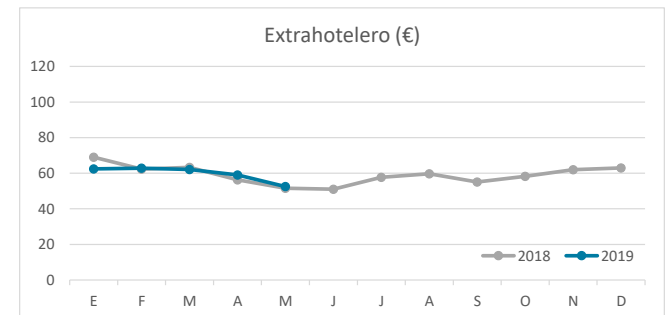
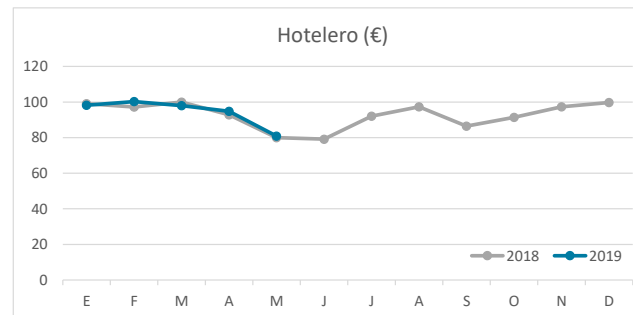
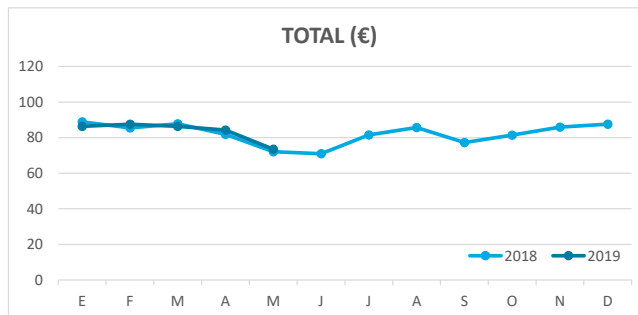


# Principales indicadores de alojamiento turístico CANARIAS (hasta mayo 2019)

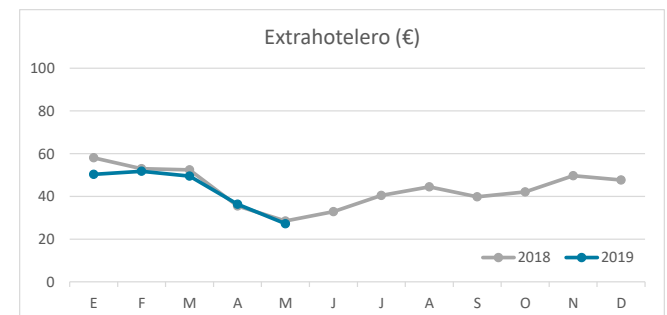
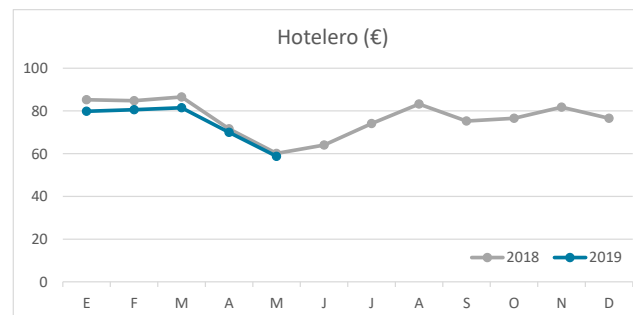
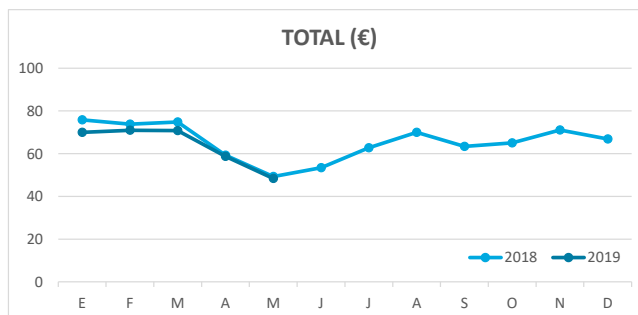
## ÍNDICE DE OCUPACIÓN POR HABITACIÓN / APARTAMENTO



## ADR (tarifa media diaria)



## REVPAR (ingreso por habitación/apartamento disponible)



Nota: el indicador de viajeros se refiere a viajeros entrados.

Fuente: Encuestas de Alojamiento Turístico (ISTAC)