

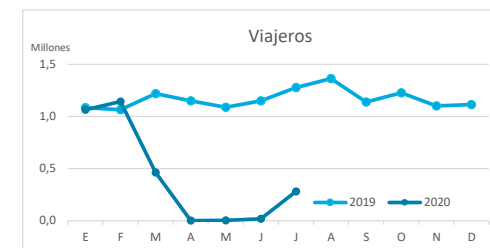
Principales indicadores de alojamiento turístico

CANARIAS (a julio 2020)



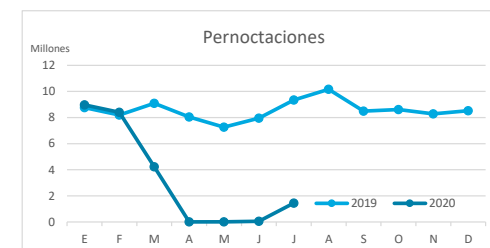
VIAJEROS EN ALOJAMIENTO TURÍSTICO

	Detalle según tipo de alojamiento											
	TOTAL				Hotelero				Extrahotelero			
	Extranjeros	Peninsulares	Canarios	Total	Extranjeros	Peninsulares	Canarios	Total	Extranjeros	Peninsulares	Canarios	Total
ene-jul19	6.206.281	882.549	947.394	8.036.224	4.419.012	688.577	601.187	5.708.776	1.787.269	193.972	346.207	2.327.448
ene-jul20	2.412.920	282.426	276.722	2.972.068	1.747.078	231.340	180.590	2.159.008	665.312	50.716	95.934	811.962
Dif	-3.793.361	-600.123	-670.672	-5.064.156	-2.671.934	-457.237	-420.597	-3.549.768	-1.121.957	-143.256	-250.273	-1.515.486
Dif, %	-61,1%	-68,0%	-70,8%	-63,0%	-60,5%	-66,4%	-70,0%	-62,2%	-62,8%	-73,9%	-72,3%	-65,1%



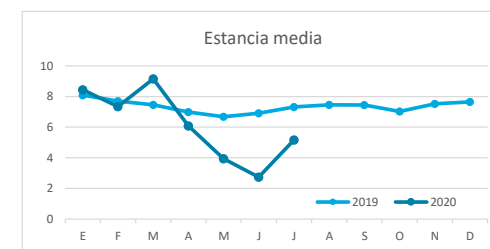
PERNOCTACIONES

	Detalle según tipo de alojamiento											
	TOTAL				Hotelero				Extrahotelero			
	Extranjeros	Peninsulares	Canarios	Total	Extranjeros	Peninsulares	Canarios	Total	Extranjeros	Peninsulares	Canarios	Total
ene-jul19	51.047.872	4.480.766	3.143.127	58.671.765	34.511.428	3.373.528	1.787.539	39.672.495	16.536.444	1.107.238	1.355.588	18.999.270
ene-jul20	20.798.291	1.422.230	900.297	23.120.818	13.827.916	1.076.383	489.113	15.393.412	6.967.825	342.415	410.489	7.720.729
Dif	-30.249.581	-3.058.536	-2.242.830	-35.550.947	-20.683.512	-2.297.145	-1.298.426	-24.279.083	-9.568.619	-764.823	-945.099	-11.278.541
Dif, %	-59,3%	-68,3%	-71,4%	-60,6%	-59,9%	-68,1%	-72,6%	-61,2%	-57,9%	-69,1%	-69,7%	-59,4%

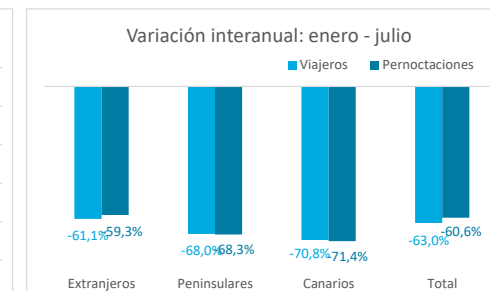
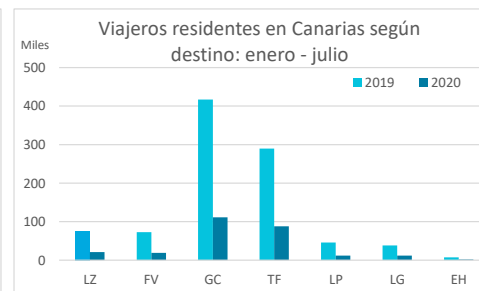
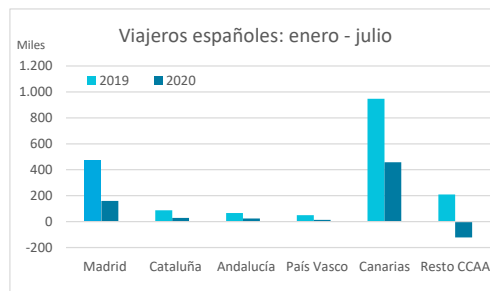
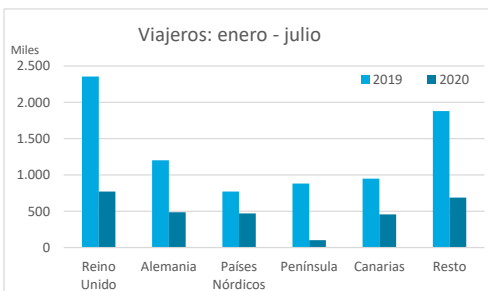


ESTANCIA MEDIA

	Detalle según tipo de alojamiento											
	TOTAL				Hotelero				Extrahotelero			
	Extranjeros	Peninsulares	Canarios	Total	Extranjeros	Peninsulares	Canarios	Total	Extranjeros	Peninsulares	Canarios	Total
ene-jul19	8,2	5,1	3,3	7,3	7,8	4,9	3,0	6,9	9,3	5,7	3,9	8,2
ene-jul20	8,6	5,0	3,3	7,8	7,9	4,7	2,7	7,1	10,5	6,8	4,3	9,5
Dif	0,4	0,0	-0,1	0,5	0,1	-0,2	-0,3	0,2	1,2	1,0	0,4	1,3

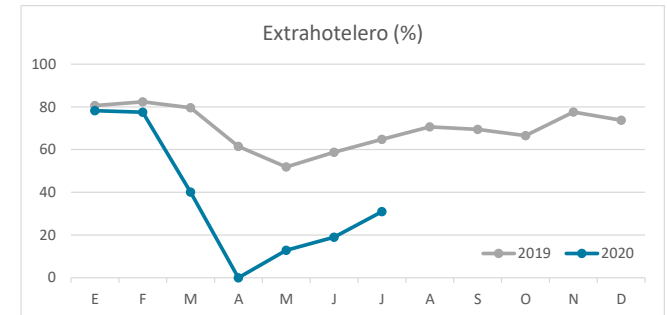
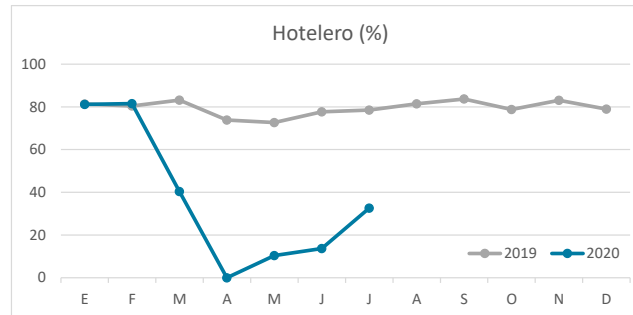
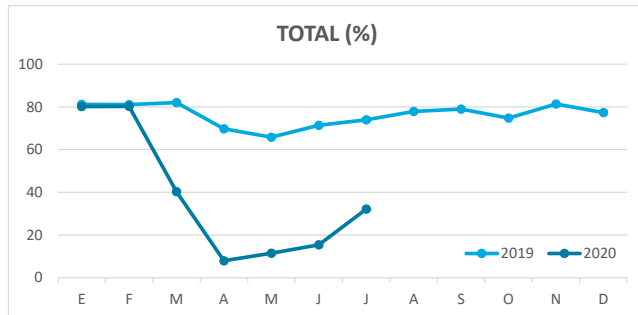


DETALLE VIAJEROS Y PERNOCTACIONES SEGÚN LUGAR DE RESIDENCIA

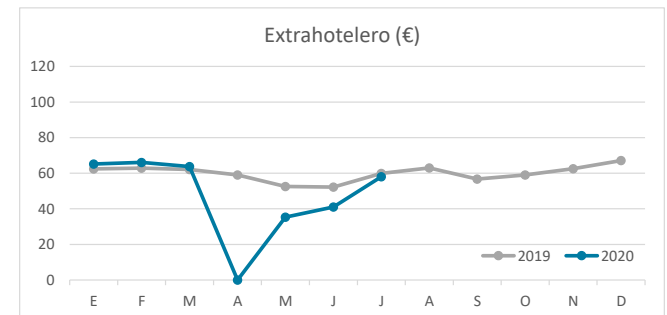
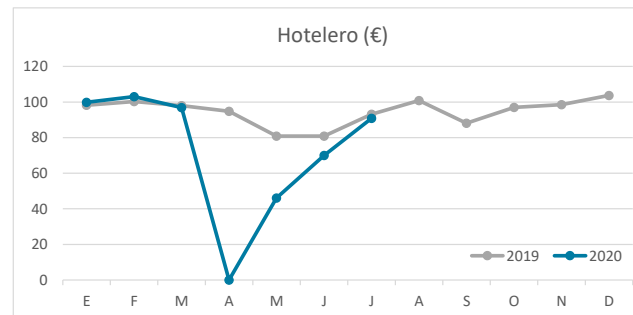
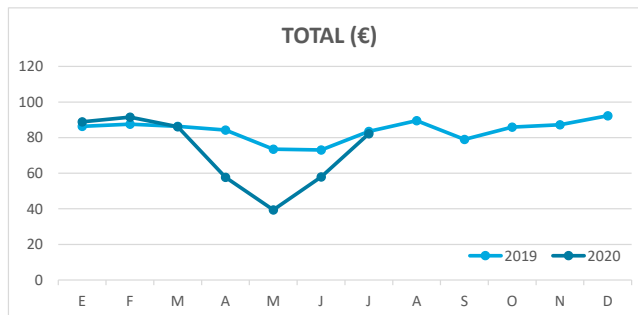


Principales indicadores de alojamiento turístico CANARIAS (a julio 2020)

ÍNDICE DE OCUPACIÓN POR HABITACIÓN / APARTAMENTO



ADR (tarifa media diaria)



REVPAR (ingreso por habitación/apartamento disponible)

