

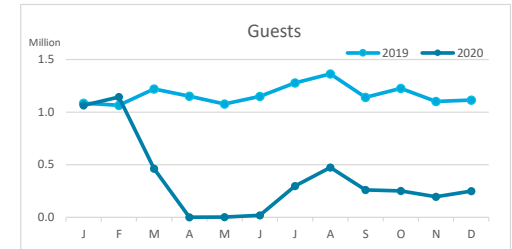
Main tourist accommodation indicators

CANARY ISLANDS (January - December 2020)



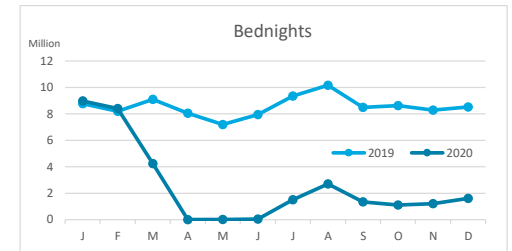
GUESTS BY ACCOMMODATION TYPE (*)

	Breakdown by accommodation type											
	TOTAL				Hotels				Apartments			
	Abroad	Mainland	Canary Islands	Total	Abroad	Mainland	Canary Islands	Total	Abroad	Mainland	Canary Islands	Total
Jan-Dec19	10,673,388	1,585,114	1,713,604	13,972,106	7,582,644	1,252,335	1,070,766	9,905,745	3,090,744	269,245	642,838	4,066,361
Jan-Dec20	3,050,332	610,663	757,729	4,418,724	2,250,125	515,324	508,153	3,273,602	799,677	94,969	249,378	1,144,024
Change	-7,623,056	-974,451	-955,875	-9,553,382	-5,332,519	-737,011	-562,613	-6,632,143	-2,291,067	-174,276	-393,460	-2,922,337
Change, %	-71.4%	-61.5%	-55.8%	-68.4%	-70.3%	-58.9%	-52.5%	-67.0%	-74.1%	-64.7%	-61.2%	-71.9%



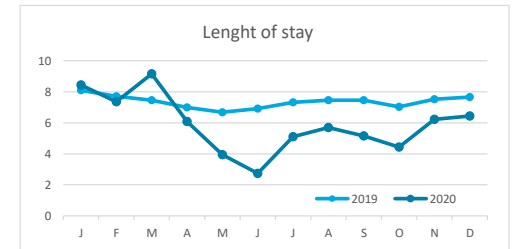
BEDNIGHTS

	Breakdown by accommodation type											
	TOTAL				Hotels				Apartments			
	Abroad	Mainland	Canary Islands	Total	Abroad	Mainland	Canary Islands	Total	Abroad	Mainland	Canary Islands	Total
Jan-Dec19	88,452,950	8,260,659	5,977,128	102,690,737	59,788,048	6,275,209	3,242,783	69,306,040	28,664,902	1,620,690	2,734,345	33,384,697
Jan-Dec20	25,643,074	2,906,941	2,609,827	31,159,842	17,591,347	2,329,705	1,569,377	21,490,429	8,049,177	573,804	1,039,755	9,662,736
Change	-62,809,876	-5,353,718	-3,367,301	-71,530,895	-42,196,701	-3,945,504	-1,673,406	-47,815,611	-20,615,725	-1,046,886	-1,694,590	-23,721,961
Change, %	-71.0%	-64.8%	-56.3%	-69.7%	-70.6%	-62.9%	-51.6%	-69.0%	-71.9%	-64.6%	-62.0%	-71.1%

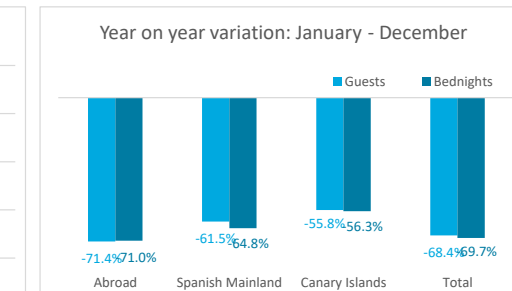
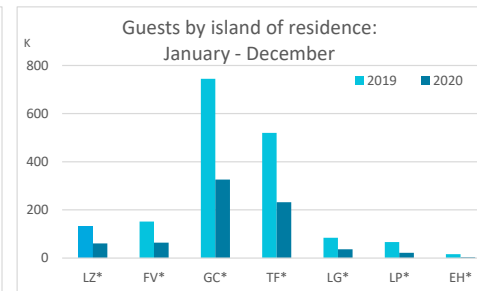
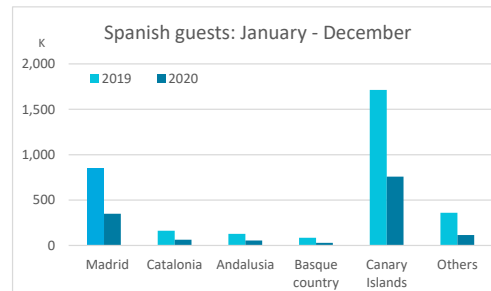
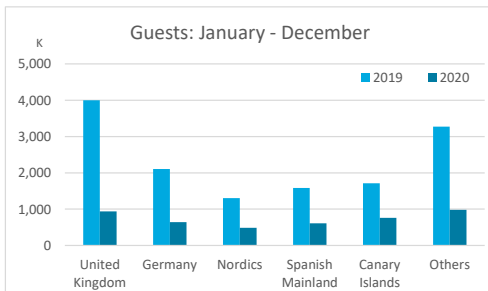


LENGHT OF STAY

	Breakdown by accommodation type											
	TOTAL				Hotels				Apartments			
	Abroad	Mainland	Canary Islands	Total	Abroad	Mainland	Canary Islands	Total	Abroad	Mainland	Canary Islands	Total
Jan-Dec19	8.3	5.2	3.5	7.3	7.9	5.0	3.0	7.0	9.3	6.0	4.3	8.2
Jan-Dec20	8.4	4.8	3.4	7.1	7.8	4.5	3.1	6.6	10.1	6.0	4.2	8.4
Change	0.1	-0.5	0.0	-0.3	-0.1	-0.5	0.1	-0.4	0.8	0.0	-0.1	0.2



GUESTS AND BEDNIGHTS BY PLACE OF RESIDENCE



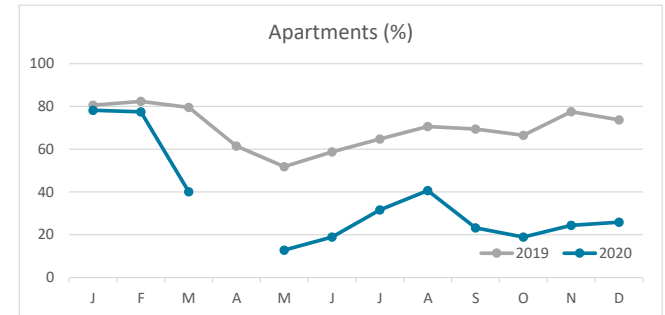
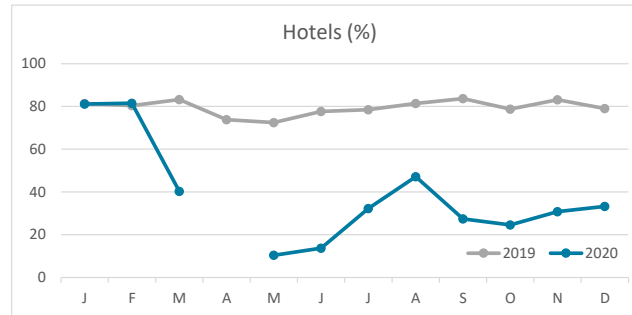
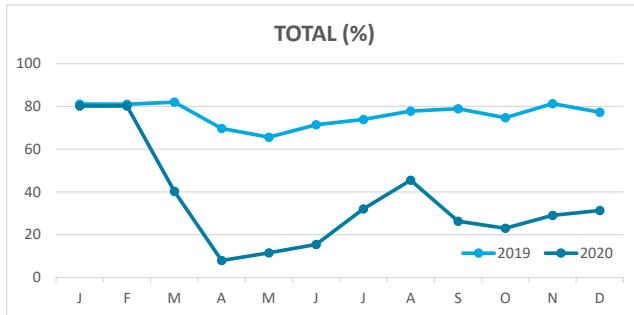
Note: LZ* (Lanzarote), FV* (Fuerteventura), GC* (Gran Canaria), TF* (Tenerife), LG* (La Gomera), LP* (La Palma) and EH* (El Hierro). TOTAL does not coincide with the sum of hotel and non-hotel accommodations, since only aggregate data was published in April 2020.

Main tourist accommodation indicators

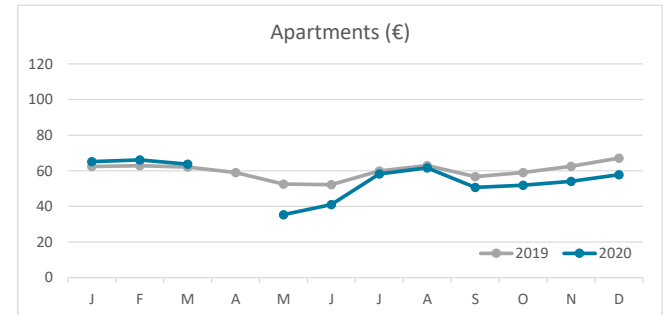
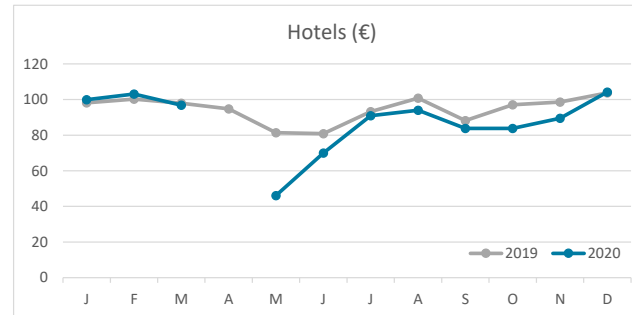
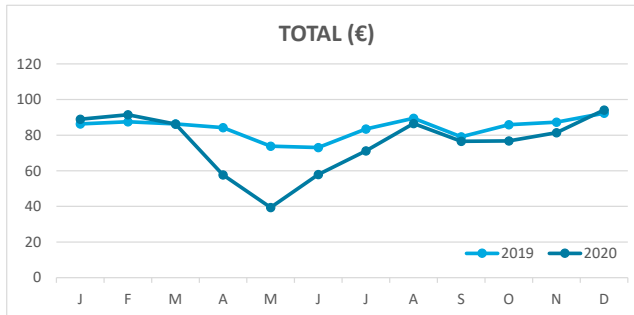
CANARY ISLANDS (January - December 2020)



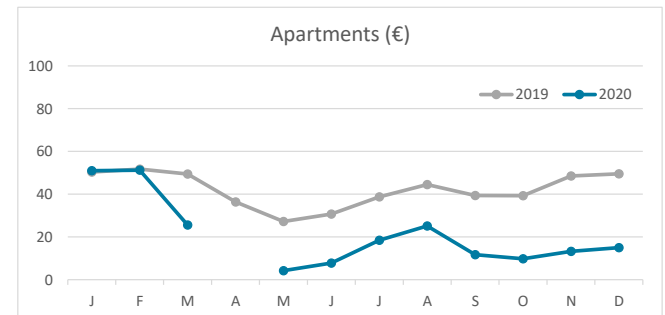
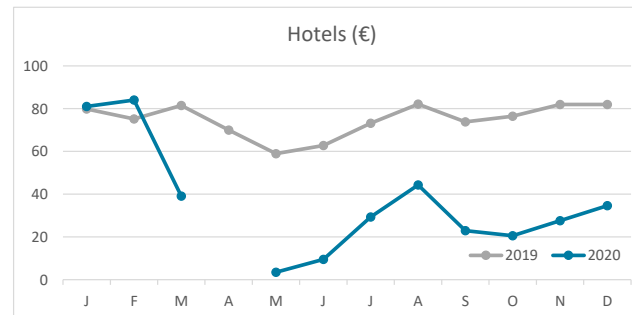
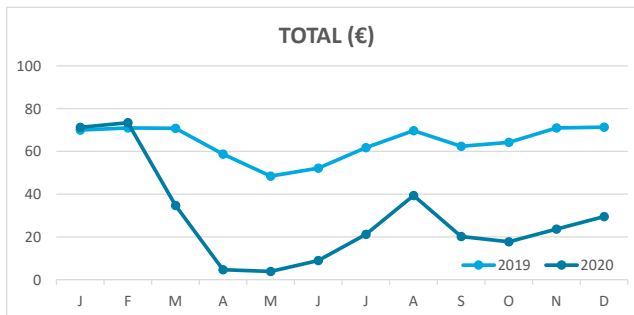
OCCUPANCY RATE PER ROOM / APARTMENT



ADR (Average Daily Rate)



REVPAR (Revenue Per Available Room)



Note: "Guests indicator" refers to number of guests checking in as new arrivals.
 Source: Encuestas de Alojamiento Turístico (ISTAC)