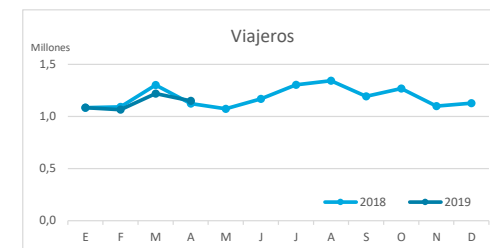


# Principales indicadores de alojamiento turístico CANARIAS (hasta abril 2019)



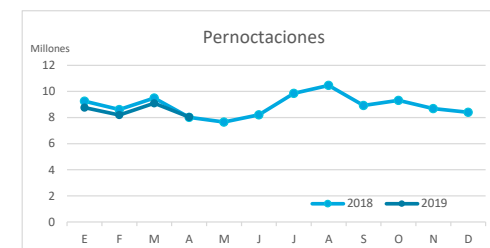
## VIAJEROS EN ALOJAMIENTO TURÍSTICO

	Detalle según tipo de alojamiento											
	TOTAL				Hotelero				Extrahotelero			
	Extranjeros	Peninsulares	Canarios	Total	Extranjeros	Peninsulares	Canarios	Total	Extranjeros	Peninsulares	Canarios	Total
ene-abr18	3.903.018	362.708	337.000	<b>4.602.726</b>	2.728.603	283.555	219.312	<b>3.231.470</b>	1.174.415	79.153	117.688	<b>1.371.256</b>
ene-abr19	3.764.551	395.284	360.884	<b>4.520.719</b>	2.644.338	304.962	240.821	<b>3.190.121</b>	1.120.213	90.322	120.063	<b>1.330.598</b>
Dif	<b>-138.467</b>	32.576	23.884	<b>-82.007</b>	<b>-84.265</b>	21.407	21.509	<b>-41.349</b>	<b>-54.202</b>	11.169	2.375	<b>-40.658</b>
Dif, %	<b>-3,5%</b>	9,0%	7,1%	<b>-2%</b>	<b>-3,1%</b>	7,5%	9,8%	<b>-1,3%</b>	<b>-4,6%</b>	14,1%	2,0%	<b>-3,0%</b>



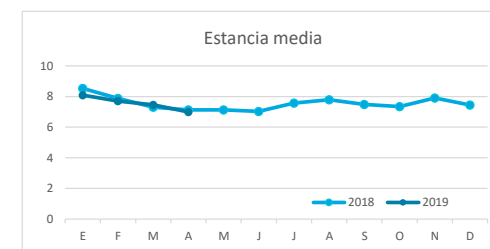
## PERNOCTACIONES

	Detalle según tipo de alojamiento											
	TOTAL				Hotelero				Extrahotelero			
	Extranjeros	Peninsulares	Canarios	Total	Extranjeros	Peninsulares	Canarios	Total	Extranjeros	Peninsulares	Canarios	Total
ene-abr18	32.455.516	1.806.901	1.118.858	<b>35.381.275</b>	21.229.043	1.377.839	656.157	<b>23.263.039</b>	11.226.473	429.062	462.701	<b>12.118.236</b>
ene-abr19	30.944.028	1.927.729	1.240.107	<b>34.111.864</b>	20.222.518	1.430.620	717.226	<b>22.370.364</b>	10.721.510	497.109	522.881	<b>11.741.500</b>
Dif	<b>-1.511.488</b>	120.828	121.249	<b>-1.269.411</b>	<b>-1.006.525</b>	52.781	61.069	<b>-892.675</b>	<b>-504.963</b>	68.047	60.180	<b>-376.736</b>
Dif, %	<b>-4,7%</b>	6,7%	10,8%	<b>-3,6%</b>	<b>-4,7%</b>	3,8%	9,3%	<b>-3,8%</b>	<b>-4,5%</b>	15,9%	13,0%	<b>-3,1%</b>

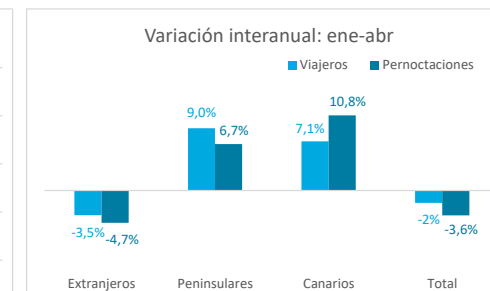
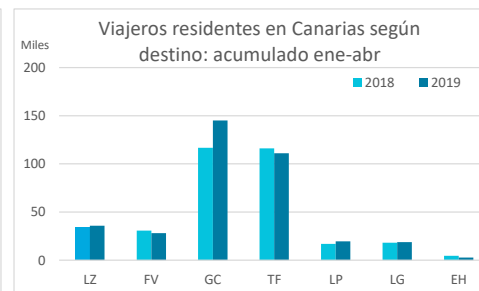
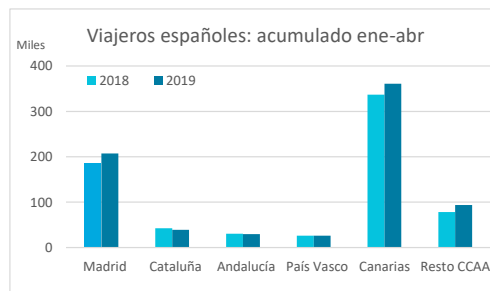
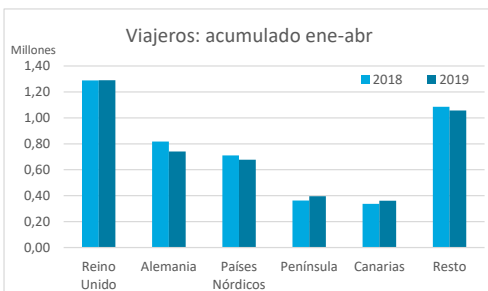


## ESTANCIA MEDIA

	Detalle según tipo de alojamiento											
	TOTAL				Hotelero				Extrahotelero			
	Extranjeros	Peninsulares	Canarios	Total	Extranjeros	Peninsulares	Canarios	Total	Extranjeros	Peninsulares	Canarios	Total
ene-abr18	8,3	5,0	3,3	<b>7,7</b>	7,8	4,9	3,0	<b>7,2</b>	9,6	5,4	3,9	<b>8,8</b>
ene-abr19	8,2	4,9	3,4	<b>7,5</b>	7,6	4,7	3,0	<b>7,0</b>	9,6	5,5	4,4	<b>8,8</b>
Dif	<b>-0,1</b>	<b>-0,1</b>	0,1	<b>-0,1</b>	<b>-0,1</b>	<b>-0,2</b>	0,0	<b>-0,2</b>	0,0	0,1	0,4	<b>0,0</b>

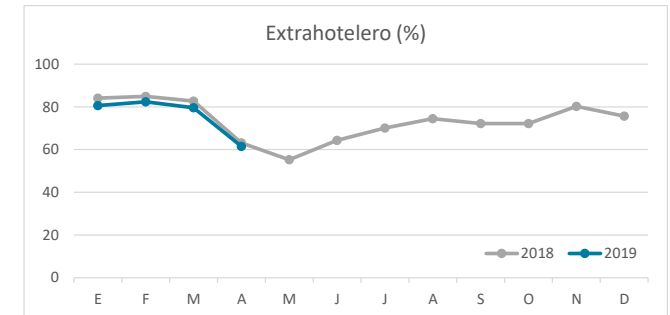
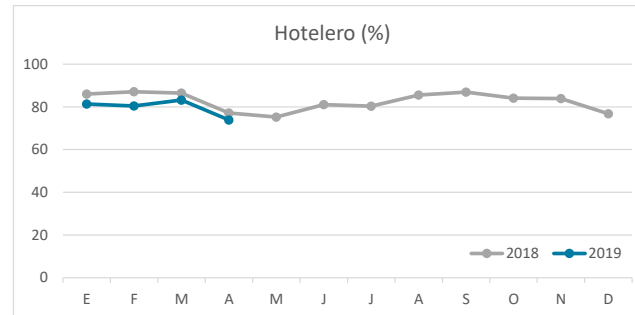
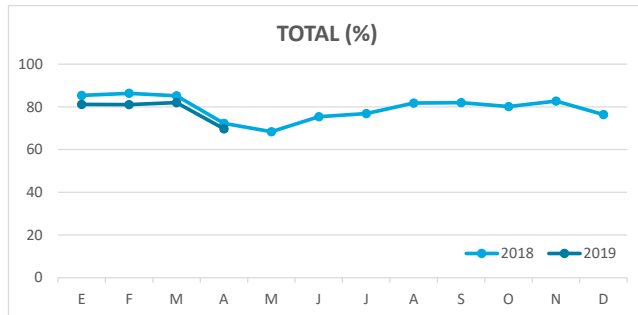


## DETALLE VIAJEROS Y PERNOCTACIONES SEGÚN LUGAR DE RESIDENCIA

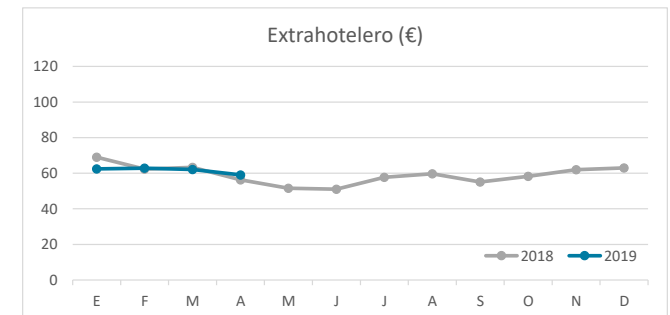
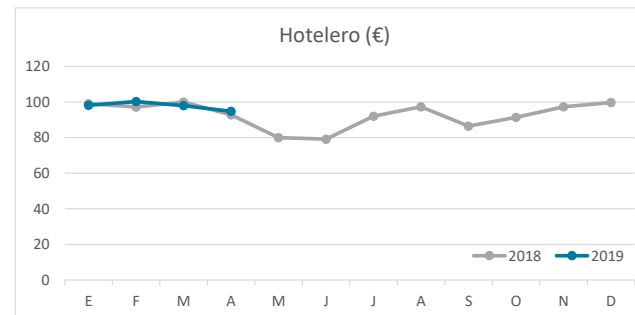
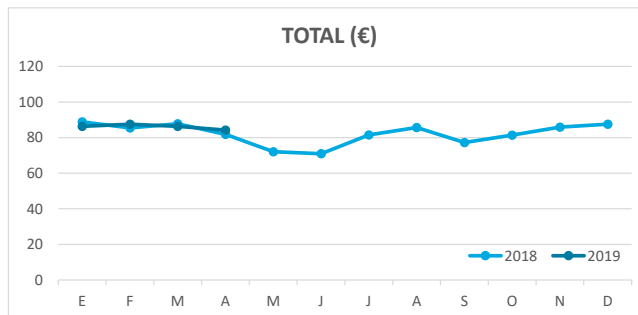


# Principales indicadores de alojamiento turístico CANARIAS (hasta abril 2019)

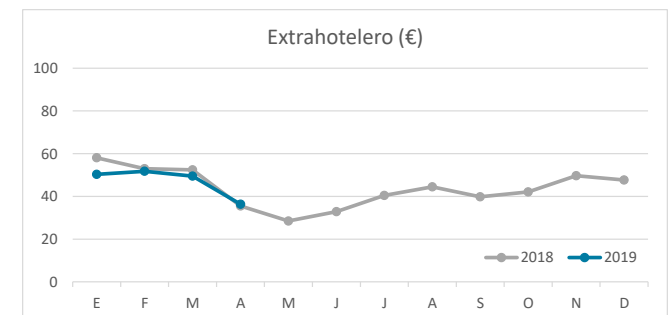
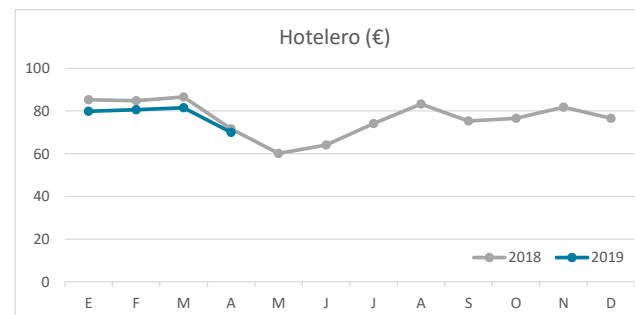
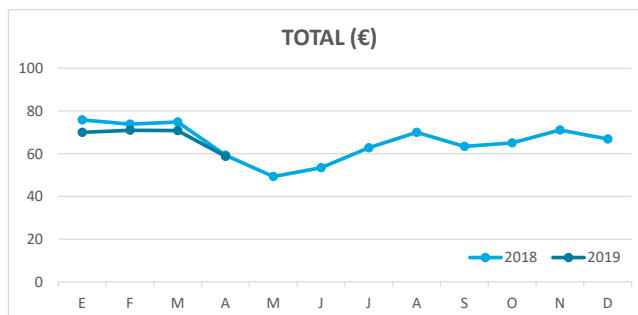
## ÍNDICE DE OCUPACIÓN POR HABITACIÓN / APARTAMENTO



## ADR (tarifa media diaria)



## REVPAR (ingreso por habitación/apartamento disponible)



Nota: el indicador de viajeros se refiere a viajeros entrados.

Fuente: Encuestas de Alojamiento Turístico (ISTAC)