

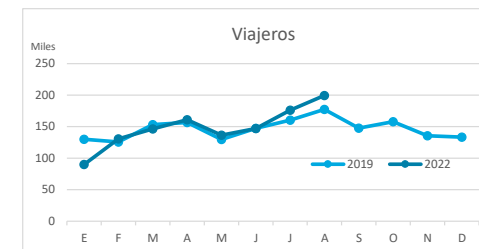
# Principales indicadores de alojamiento turístico

## FUERTEVENTURA (hasta agosto de 2022)



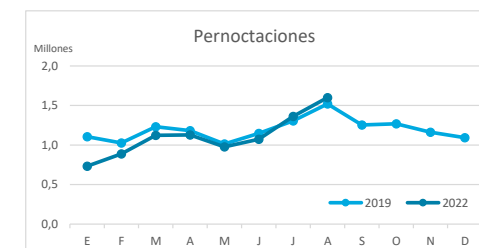
### VIAJEROS EN ALOJAMIENTO TURÍSTICO

	TOTAL				Detalle según tipo de alojamiento							
					Hotelero				Extrahotelero			
	Extranjeros	Peninsulares	Canarios	Total	Extranjeros	Peninsulares	Canarios	Total	Extranjeros	Peninsulares	Canarios	Total
ene-ago19	1.015.981	78.992	85.558	<b>1.180.531</b>	883.277	66.263	59.559	<b>1.009.099</b>	132.704	12.729	25.999	<b>171.432</b>
ene-ago22	1.006.379	85.772	95.034	<b>1.187.185</b>	904.322	68.354	73.925	<b>1.046.601</b>	102.057	17.418	21.109	<b>140.584</b>
Dif	<b>-9.602</b>	6.780	9.476	<b>6.654</b>	21.045	2.091	14.366	<b>37.502</b>	<b>-30.647</b>	4.689	<b>-4.890</b>	<b>-30.848</b>
Dif, %	<b>-0,9%</b>	8,6%	11,1%	<b>0,6%</b>	2,4%	3,2%	24,1%	<b>3,7%</b>	<b>-23,1%</b>	36,8%	<b>-18,8%</b>	<b>-18,0%</b>



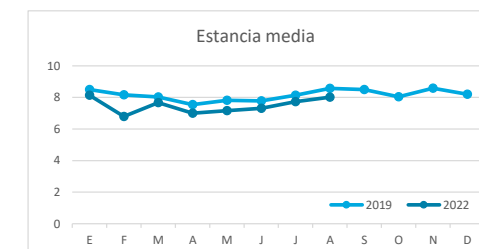
### PERNOCTACIONES

	TOTAL				Detalle según tipo de alojamiento							
					Hotelero				Extrahotelero			
	Extranjeros	Peninsulares	Canarios	Total	Extranjeros	Peninsulares	Canarios	Total	Extranjeros	Peninsulares	Canarios	Total
ene-ago19	8.744.020	413.116	375.133	<b>9.532.269</b>	7.355.767	354.149	218.185	<b>7.928.101</b>	1.388.253	58.967	156.948	<b>1.604.168</b>
ene-ago22	8.052.820	443.523	388.007	<b>8.884.350</b>	7.124.212	358.791	287.261	<b>7.770.264</b>	928.608	84.732	100.746	<b>1.114.086</b>
Dif	<b>-691.200</b>	30.407	12.874	<b>-647.919</b>	<b>-231.555</b>	4.642	69.076	<b>-157.837</b>	<b>-459.645</b>	25.765	<b>-56.202</b>	<b>-490.082</b>
Dif, %	<b>-7,9%</b>	7,4%	3,4%	<b>-6,8%</b>	<b>-3,1%</b>	1,3%	31,7%	<b>-2,0%</b>	<b>-33,1%</b>	43,7%	<b>-35,8%</b>	<b>-30,6%</b>

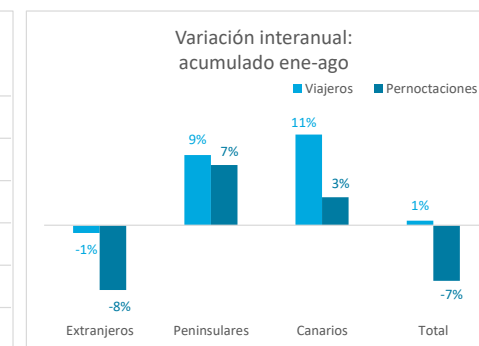
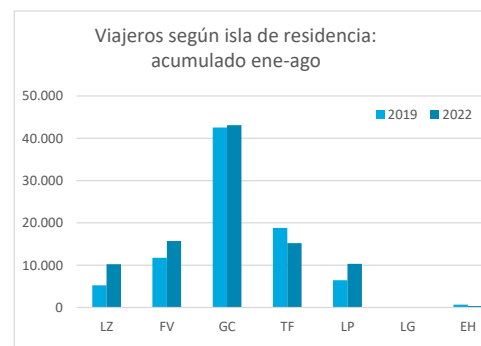
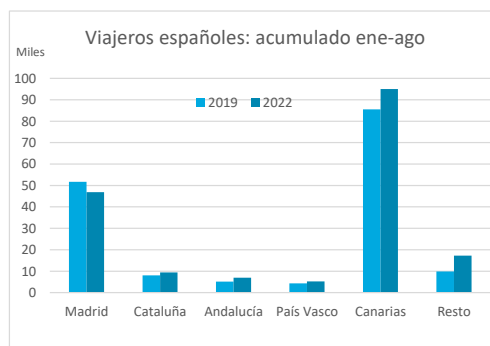
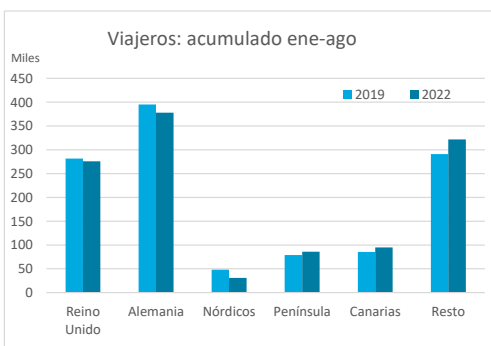


### ESTANCIA MEDIA

	TOTAL				Detalle según tipo de alojamiento							
					Hotelero				Extrahotelero			
	Extranjeros	Peninsulares	Canarios	Total	Extranjeros	Peninsulares	Canarios	Total	Extranjeros	Peninsulares	Canarios	Total
ene-ago19	8,6	5,2	4,4	<b>8,1</b>	8,3	5,3	3,7	<b>7,9</b>	10,5	4,6	6,0	<b>9,4</b>
ene-ago22	8,0	5,2	4,1	<b>7,5</b>	7,9	5,2	3,9	<b>7,4</b>	9,1	4,9	4,8	<b>7,9</b>
Dif	<b>-0,6</b>	<b>-0,1</b>	<b>-0,3</b>	<b>-0,6</b>	<b>-0,4</b>	<b>-0,1</b>	0,2	<b>-0,4</b>	<b>-1,4</b>	0,2	<b>-1,3</b>	<b>-1,4</b>

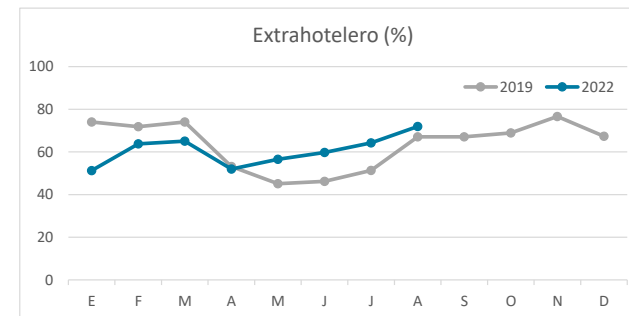
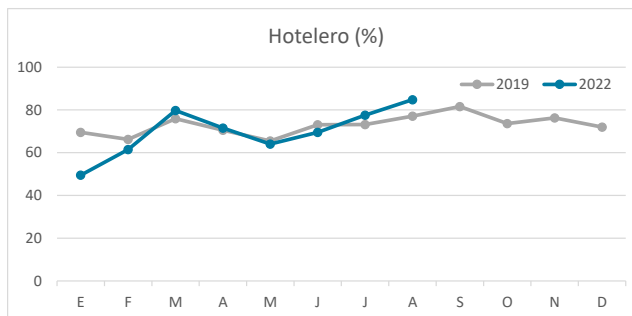
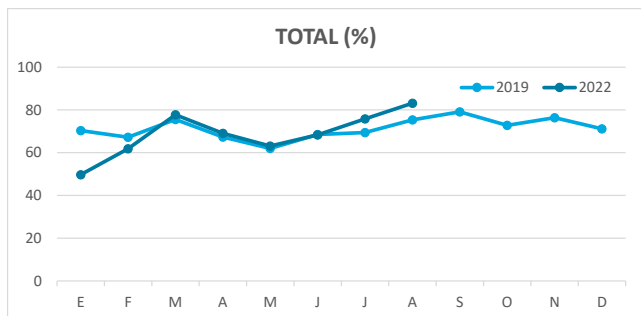


### DETALLE VIAJEROS Y PERNOCTACIONES SEGÚN LUGAR DE RESIDENCIA

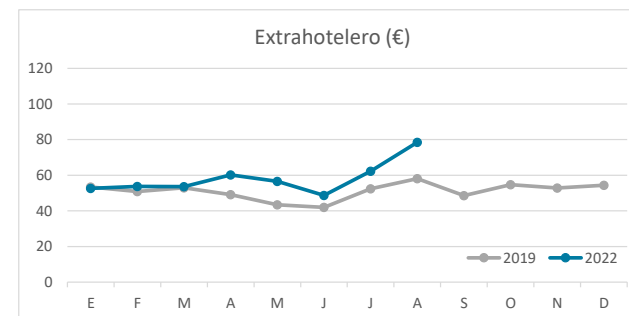
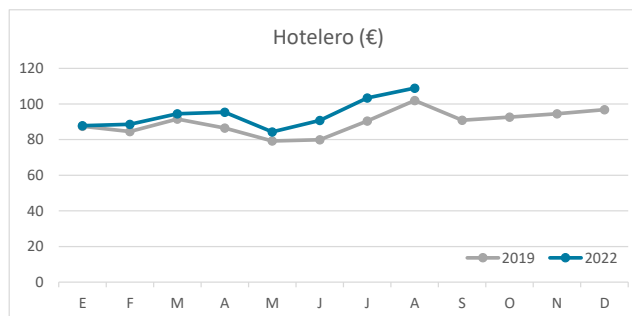
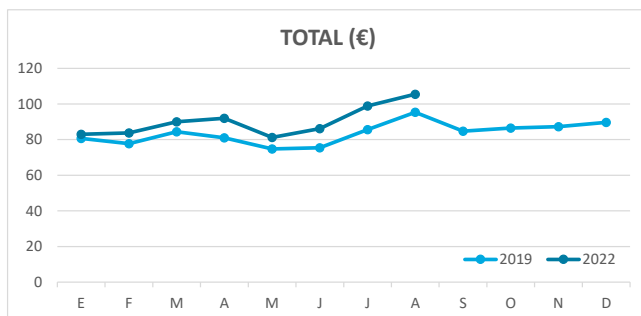


# Principales indicadores de alojamiento turístico FUERTEVENTURA (hasta agosto de 2022)

## ÍNDICE DE OCUPACIÓN POR HABITACIÓN / APARTAMENTO



## ADR (tarifa media diaria)



## REVPAR (ingreso por habitación/apartamento disponible)

