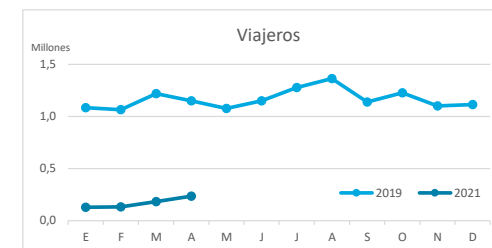


# Principales indicadores de alojamiento turístico CANARIAS (hasta abril 2021)



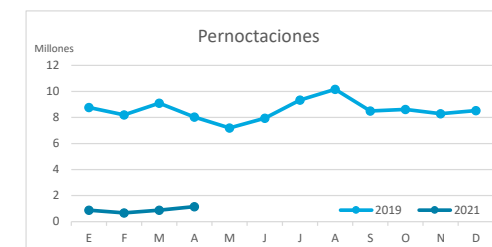
## VIAJEROS EN ALOJAMIENTO TURÍSTICO

	Detalle según tipo de alojamiento											
	TOTAL				Hotelero				Extrahotelero			
	Extranjeros	Peninsulares	Canarios	Total	Extranjeros	Peninsulares	Canarios	Total	Extranjeros	Peninsulares	Canarios	Total
ene-abr19	3.764.551	395.284	360.884	<b>4.520.719</b>	2.644.338	304.962	240.821	<b>3.190.121</b>	1.120.213	90.322	120.063	<b>1.330.598</b>
ene-abr21	314.527	111.063	256.094	<b>681.684</b>	239.855	95.815	183.418	<b>519.088</b>	74.672	15.248	72.676	<b>162.596</b>
Dif	<b>-3.450.024</b>	<b>-284.221</b>	<b>-104.790</b>	<b>-3.839.035</b>	<b>-2.404.483</b>	<b>-209.147</b>	<b>-57.403</b>	<b>-2.671.033</b>	<b>-1.045.541</b>	<b>-75.074</b>	<b>-47.387</b>	<b>-1.168.002</b>
Dif, %	<b>-91,6%</b>	<b>-71,9%</b>	<b>-29,0%</b>	<b>-84,9%</b>	<b>-90,9%</b>	<b>-68,6%</b>	<b>-23,8%</b>	<b>-83,7%</b>	<b>-93,3%</b>	<b>-83,1%</b>	<b>-39,5%</b>	<b>-87,8%</b>



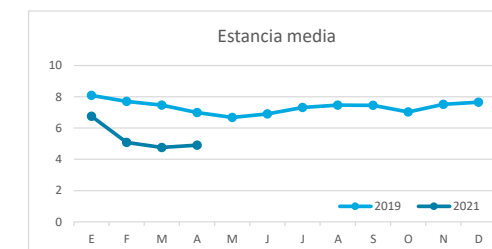
## PERNOCTACIONES

	Detalle según tipo de alojamiento											
	TOTAL				Hotelero				Extrahotelero			
	Extranjeros	Peninsulares	Canarios	Total	Extranjeros	Peninsulares	Canarios	Total	Extranjeros	Peninsulares	Canarios	Total
ene-abr19	30.944.028	1.927.729	1.240.107	<b>34.111.864</b>	20.222.518	1.430.620	717.226	<b>22.370.364</b>	10.721.510	497.109	522.881	<b>11.741.500</b>
ene-abr21	2.376.455	425.323	780.015	<b>3.581.793</b>	1.731.012	354.222	559.836	<b>2.645.070</b>	645.443	71.101	220.179	<b>936.723</b>
Dif	<b>-28.567.573</b>	<b>-1.502.406</b>	<b>-460.092</b>	<b>-30.530.071</b>	<b>-18.491.506</b>	<b>-1.076.398</b>	<b>-157.390</b>	<b>-19.725.294</b>	<b>-10.076.067</b>	<b>-426.008</b>	<b>-302.702</b>	<b>-10.804.777</b>
Dif, %	<b>-92,3%</b>	<b>-77,9%</b>	<b>-37,1%</b>	<b>-89,5%</b>	<b>-91,4%</b>	<b>-75,2%</b>	<b>-21,9%</b>	<b>-88,2%</b>	<b>-94,0%</b>	<b>-85,7%</b>	<b>-57,9%</b>	<b>-92,0%</b>

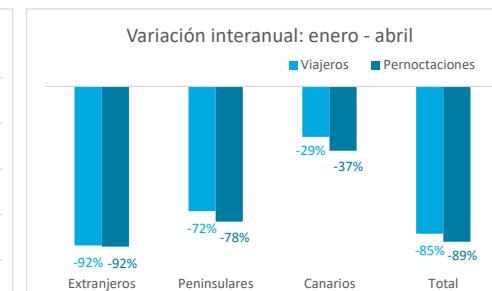
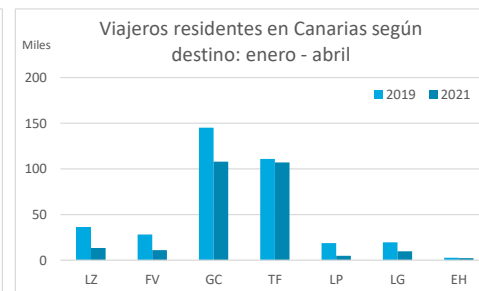
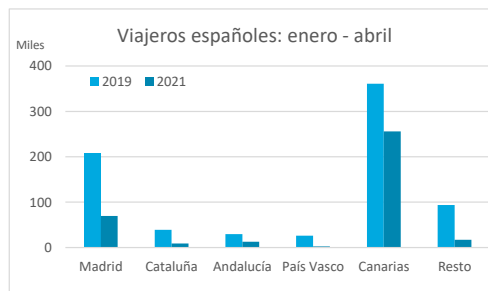
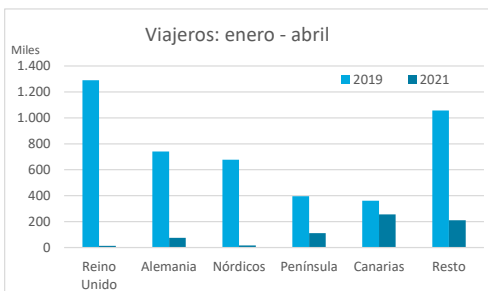


## ESTANCIA MEDIA

	Detalle según tipo de alojamiento											
	TOTAL				Hotelero				Extrahotelero			
	Extranjeros	Peninsulares	Canarios	Total	Extranjeros	Peninsulares	Canarios	Total	Extranjeros	Peninsulares	Canarios	Total
ene-abr19	8,2	4,9	3,4	<b>7,5</b>	7,6	4,7	3,0	<b>7,0</b>	9,6	5,5	4,4	<b>8,8</b>
ene-abr21	7,6	3,8	3,0	<b>5,3</b>	7,2	3,7	3,1	<b>5,1</b>	8,6	4,7	3,0	<b>5,8</b>
Dif	<b>-0,7</b>	<b>-1,0</b>	<b>-0,4</b>	<b>-2,3</b>	<b>-0,4</b>	<b>-1,0</b>	<b>0,1</b>	<b>-1,9</b>	<b>-0,9</b>	<b>-0,8</b>	<b>-1,3</b>	<b>-3,1</b>



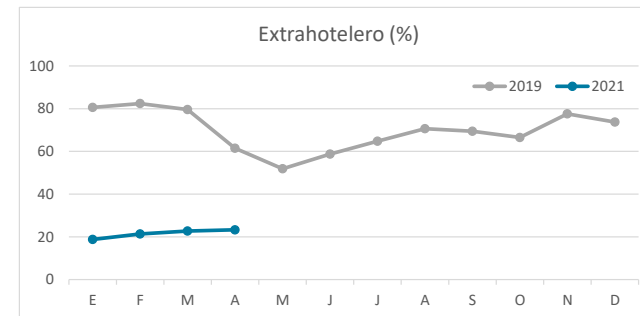
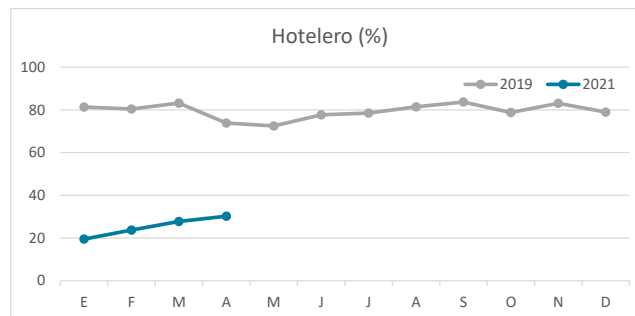
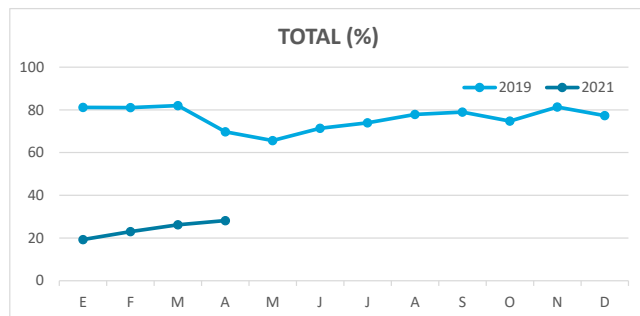
## DETALLE VIAJEROS Y PERNOCTACIONES SEGÚN LUGAR DE RESIDENCIA



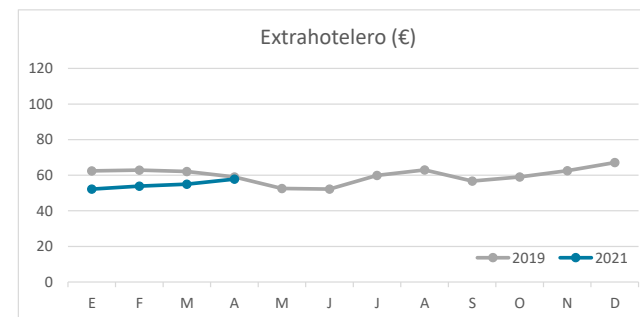
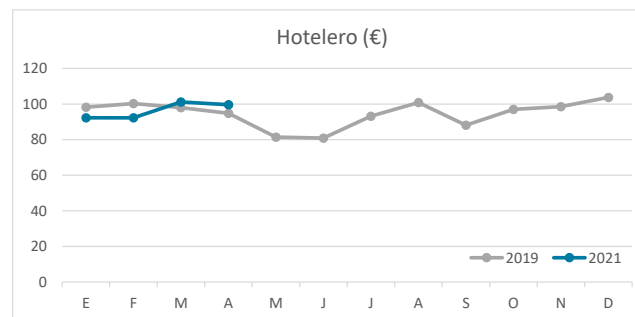
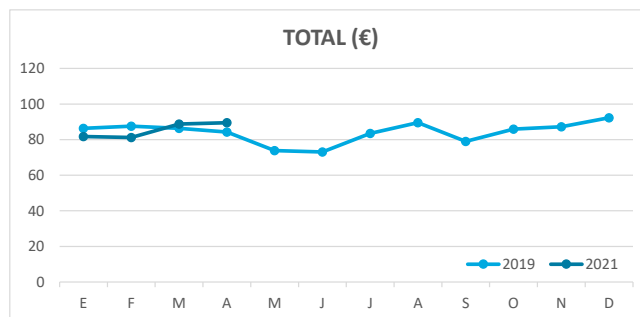
El dato referido al TOTAL (Hotelero + Extrahotelero) no coincide con la suma de alojamiento hotelero y extrahotelero debido a que en abril de 2020 se publicaron datos agregados.

# Principales indicadores de alojamiento turístico CANARIAS (hasta abril 2021)

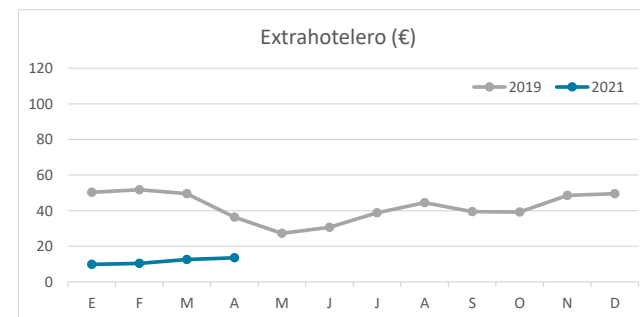
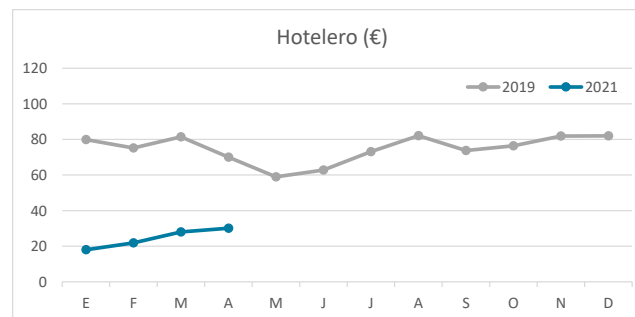
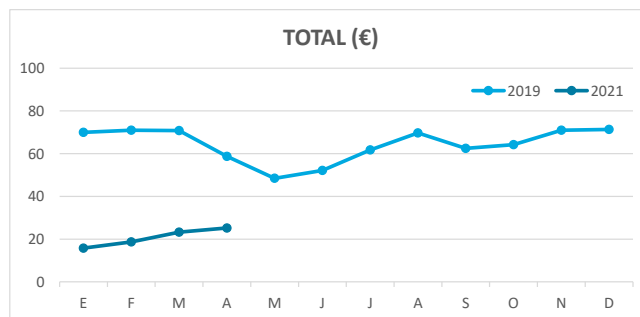
## ÍNDICE DE OCUPACIÓN POR HABITACIÓN / APARTAMENTO



## ADR (tarifa media diaria)



## REVPAR (ingreso por habitación/apartamento disponible)



Nota: el indicador de viajeros se refiere a viajeros entrados.

Fuente: Encuestas de Alojamiento Turístico (ISTAC)