
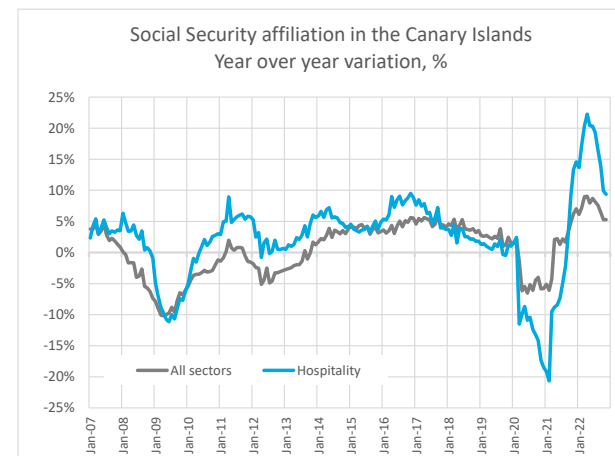
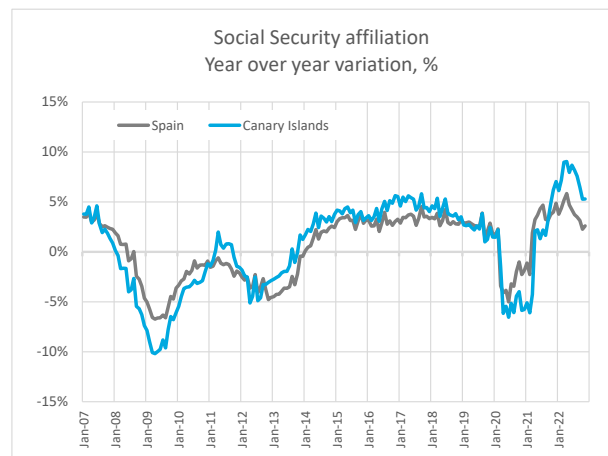


Employment data: Social Security affiliation and unemployment Canary Islands (November 2022)



Social Security affiliation

	Spain: All sectors	Canary Islands: All sectors	Canary Islands: hospitality and travel agencies
Oct-19	19,181,445	813,762	151,534
Nov-19	19,415,313	827,256	154,885
Oct-22	20,144,325	862,550	156,188
Nov-22	20,238,561	870,975	158,643
Month over month variation	94,236	8,425	2,455
Month over month variation (%)	0.5%	1.0%	1.6%
Year over year variation	823,248	43,719	3,758
Year over year variation (%)	4.2%	5.3%	2.4%



Unemployment

	Spain: All sectors	Canary Islands: All sectors	Canary Islands: hospitality and travel agencies
Oct-19	3,177,659	210,131	36,929
Nov-19	3,198,184	210,893	37,011
Oct-22	2,914,892	187,904	28,525
Nov-22	2,881,380	186,284	28,067
Month over month variation	-33,512	-1,620	-458
Month over month variation (%)	-1.1%	-0.9%	-1.6%
Year over year variation	-316,804	-24,609	-8,944
Year over year variation (%)	-9.9%	-11.7%	-24.2%

