

Tourist accommodation capacity by category 2015



Hotel capacity: Bed-spaces

Category	Lanzarote	Fuerteventura	Gran Canaria	Tenerife	La Palma	La Gomera	El Hierro	Canary Islands
1-3 Stars	14,963	11,786	28,540	23,209	1,324	782	.	80,829
- 1 Star	.	.	1,667	1,074	.	.	.	4,551
- 2 Stars	.	.	3,857	1,617	.	.	.	11,984
- 3 Stars	.	.	23,016	20,518	.	.	.	64,294
4-5 Stars	26,364	32,195	36,693	64,527	2,755	1,200	.	163,828
- 4 Stars	.	.	28,855	51,763	.	.	.	137,618
- 5 Stars	.	.	7,839	12,764	.	.	.	26,210
Total	41,327	43,981	65,233	87,736	4,079	1,982	320	244,657

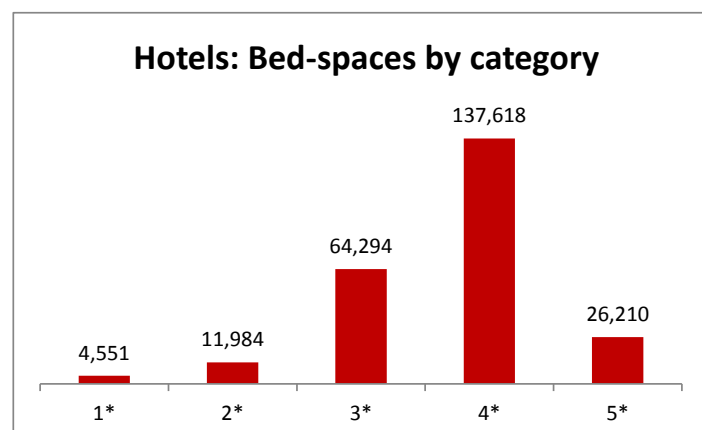
Apartment capacity: Bed-spaces

Category	Lanzarote	Fuerteventura	Gran Canaria	Tenerife	La Palma	La Gomera	El Hierro	Canary Islands
1-2 Keys	20,440	12,636	59,586	22,243	.	.	.	120,995
- 1 Key	.	.	26,239	6,522	.	.	.	43,140
- 2 Keys	.	.	33,346	15,720	.	.	.	77,855
3-5 Keys	10,036	4,787	7,030	27,825	.	.	.	51,003
- 3 Keys	.	.	6,596	27,242	.	.	.	49,710
- 4 and 5 Keys	.	.	434	583	.	.	.	1,293
Total	30,476	17,423	66,615	50,068	3,656	3,264	496	171,998

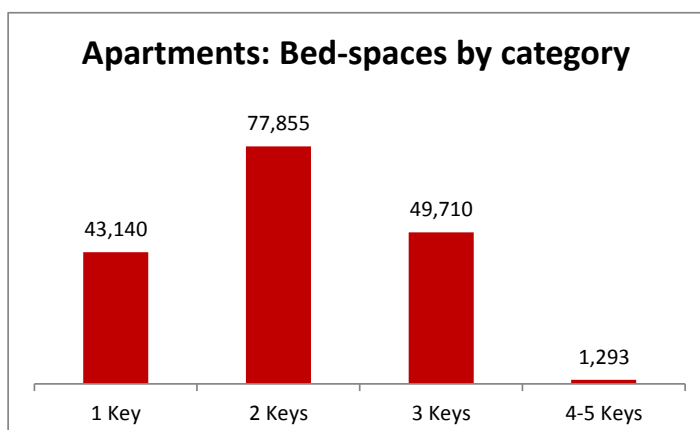
Total capacity: Bed-spaces

Year	Lanzarote	Fuerteventura	Gran Canaria	Tenerife	La Palma	La Gomera	El Hierro	Canary Islands
2015	71,803	61,404	131,848	137,804	7,735	5,246	816	416,655

Hotels: Bed-spaces by category



Apartments: Bed-spaces by category



Tourist accommodation capacity by category 2015



Number of hotels

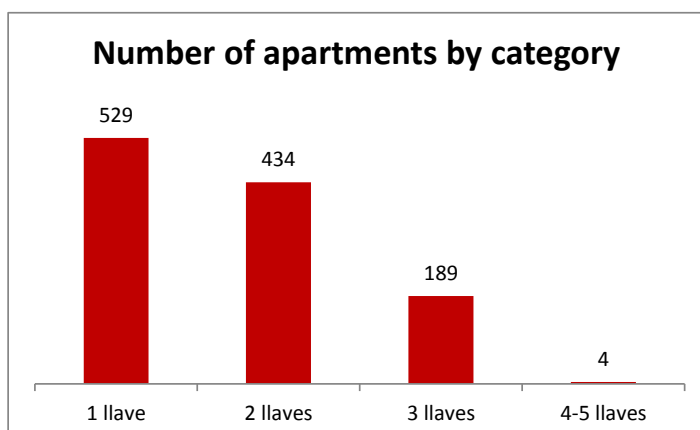
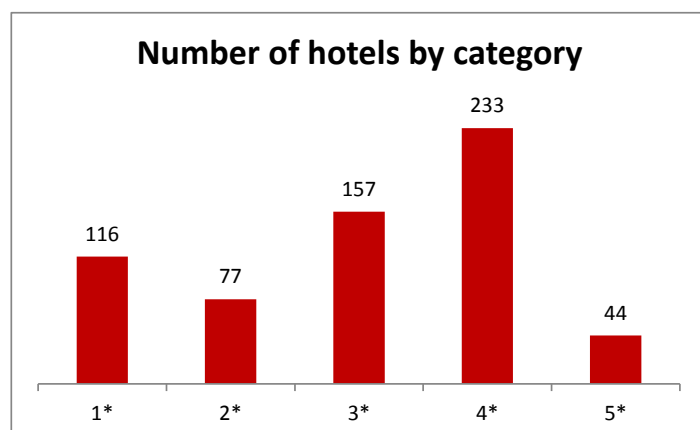
Category	Lanzarote	Fuerteventura	Gran Canaria	Tenerife	La Palma	La Gomera	El Hierro	Canary Islands
1-3 Stars	31	34	98	124	24	27	.	349
- 1 Star	.	.	33	36	.	.	.	116
- 2 Stars	.	.	18	23	.	.	.	77
- 3 Stars	.	.	47	65	.	.	.	157
4-5 Stars	41	49	66	113	4	4	.	277
- 4 Stars	.	.	54	91	.	.	.	233
- 5 Stars	.	.	12	22	.	.	.	44
Total	71	83	164	237	28	31	13	626

Number of apartments

Category	Lanzarote	Fuerteventura	Gran Canaria	Tenerife	La Palma	La Gomera	El Hierro	Canary Islands
1-2 Keys	125	68	395	111	.	.	.	963
- 1 Key	.	.	204	47	.	.	.	529
- 2 Keys	.	.	191	64	.	.	.	434
3-5 Keys	66	11	30	75	.	.	.	193
- 3 Keys	.	.	29	73	.	.	.	189
- 4 and 5 Keys	.	.	1	2	.	.	.	4
Total	191	79	425	186	98	158	20	1,157

Total accommodation establishments

Year	Lanzarote	Fuerteventura	Gran Canaria	Tenerife	La Palma	La Gomera	El Hierro	Canary Islands
2015	262	162	589	423	126	189	33	1,783



Sources: Encuestas de alojamiento turístico hotelero y extrahotelero (ISTAC).

Note: There are empty cells due to lack of data or statistical secrecy.