


Tourist accommodation indicators by tourist areas

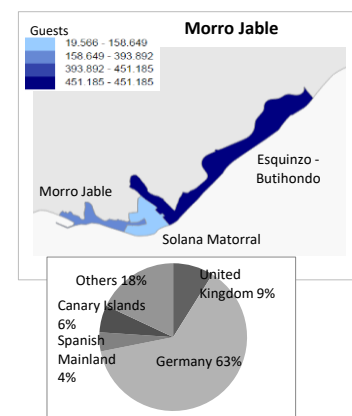
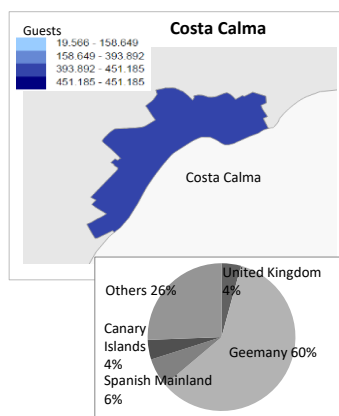
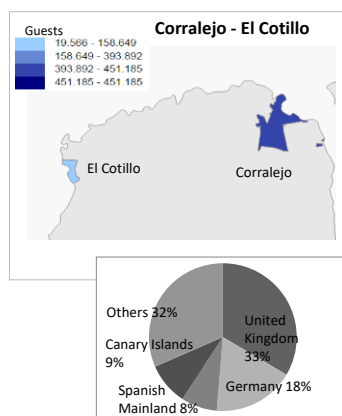
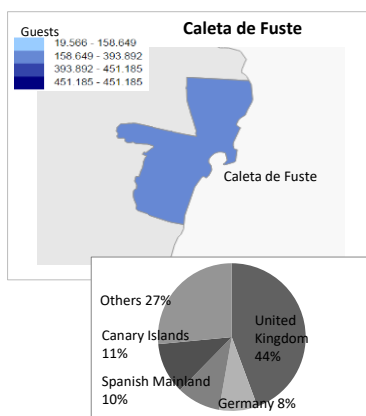
Fuerteventura (2015)



GUESTS IN ACCOMMODATION

Tourist areas	Caleta de Fuste		Corralejo-El Cotillo		Costa Calma	Morro Jable			Others	Fuerteventura
	Description	Caleta de Fuste	Corralejo	El Cotillo	Costa Calma	Morro Jable	Solana Matorral	Esquinzo-Butihondo		
Abroad	299,605	365,240	16,408	352,353	137,866	26,157	409,213	53,468	1,660,310	
- United Kingdom	167,605	150,164	4,065	16,800	4,922	191	51,706	1,454	396,907	
- Germany	31,814	77,896	4,233	234,702	109,867	23,942	267,710	17,473	767,637	
- Others	100,186	137,180	8,110	100,851	23,077	2,024	89,797	34,541	495,766	
Spain	78,278	75,688	3,158	41,539	20,783	1,653	41,972	16,314	279,385	
- Spanish Mainland	36,148	35,285	927	24,595	9,554	1,083	15,873	2,759	126,224	
- Canary Islands	42,130	40,403	2,231	16,944	11,229	570	26,099	13,555	153,161	
Total	377,883	440,928	19,566	393,892	158,649	27,810	451,185	69,782	1,939,695	

Tourist areas	Caleta de Fuste		Corralejo-El Cotillo		Costa Calma	Morro Jable			Others	Fuerteventura
	Description	Caleta de Fuste	Corralejo	El Cotillo	Costa Calma	Morro Jable	Solana Matorral	Esquinzo-Butihondo		
Abroad	79.3%	82.8%	83.9%	89.5%	86.9%	94.1%	90.7%	76.6%	85.6%	
- United Kingdom	44.4%	34.1%	20.8%	4.3%	3.1%	0.7%	11.5%	2.1%	20.5%	
- Germany	8.4%	17.7%	21.6%	59.6%	69.3%	86.1%	59.3%	25.0%	39.6%	
- Others	26.5%	31.1%	41.4%	25.6%	14.5%	7.3%	19.9%	49.5%	25.6%	
Spain	20.7%	17.2%	16.1%	10.5%	13.1%	5.9%	9.3%	23.4%	14.4%	
- Spanish Mainland	9.6%	8.0%	4.7%	6.2%	6.0%	3.9%	3.5%	4.0%	6.5%	
- Canary Islands	11.1%	9.2%	11.4%	4.3%	7.1%	2.0%	5.8%	19.4%	7.9%	
Total	100%	100%	100%	100%	100%	100%	100%	100%	100%	



Other indicators

Tourist areas	Caleta de Fuste		Corralejo-El Cotillo		Costa Calma	Morro Jable			Others	Fuerteventura
	Description	Caleta de Fuste	Corralejo	El Cotillo	Costa Calma	Morro Jable	Solana Matorral	Esquinzo-Butihondo		
Bednights										
Abroad	2,433,664	3,312,770	149,450	3,244,254	1,431,214	227,996	3,705,349	423,720	14,928,417	
- United Kingdom	1,323,137	1,415,097	38,390	131,515	43,984	1,267	449,409	11,019	3,413,818	
- Germany	295,372	790,455	46,345	2,331,554	1,188,207	211,065	2,526,120	150,193	7,539,311	
- Others	815,155	1,107,218	64,715	781,185	199,023	15,664	729,820	262,508	3,975,288	
Spain	562,566	380,941	14,349	231,351	99,795	8,044	231,549	47,298	1,575,893	
- Spanish Mainland	254,030	214,314	4,932	145,747	44,147	6,034	98,559	8,465	776,228	
- Canary Islands	308,536	166,627	9,417	85,604	55,648	2,010	132,990	38,833	799,665	
Total	2,996,230	3,693,711	163,799	3,475,605	1,531,009	236,040	3,936,898	471,018	16,504,310	
Length of stay										
Abroad	8.1	9.1	9.1	9.2	10.4	8.7	9.1	7.9	9.0	
- United Kingdom	7.9	9.4	9.4	7.8	8.9	6.6	8.7	7.6	8.6	
- Germany	9.3	10.2	11.0	9.9	10.8	8.8	9.4	8.6	9.8	
Spain	7.2	5.0	4.5	5.6	4.8	4.9	5.5	2.9	5.6	
- Canary Islands	7.3	4.1	4.2	5.1	5.0	3.5	5.1	2.9	5.2	
Total	7.9	8.4	8.4	8.8	9.7	8.5	8.7	6.8	8.5	
ADR (€)	60.91	69.10	47.83	66.65	77.52	54.48	81.07	55.89	70.11	
RevPar (€)	49.44	56.17	34.95	53.42	62.52	32.75	64.59	42.76	56.01	
Bed-space occupancy rate (%)	74.95	74.37	72.38	74.74	64.13	60.10	76.20	75.29	73.64	
Occupancy rate per room/apt. (%)	81.16	81.29	72.96	80.16	80.66	60.11	79.67	76.53	79.89	
Tourist population ⁽¹⁾	8,209	10,120	449	9,522	4,195	647	10,786	1,290	45,217	
Employment	1,308	1,825	77	1,704	942	76	2,540	338	8,810	

Source: Encuestas de Alojamiento Turístico (ISTAC).

⁽¹⁾ Equivalent tourist population is obtained by dividing the total number of bednights during the reference period by 365 days (366 in case of leap year).