


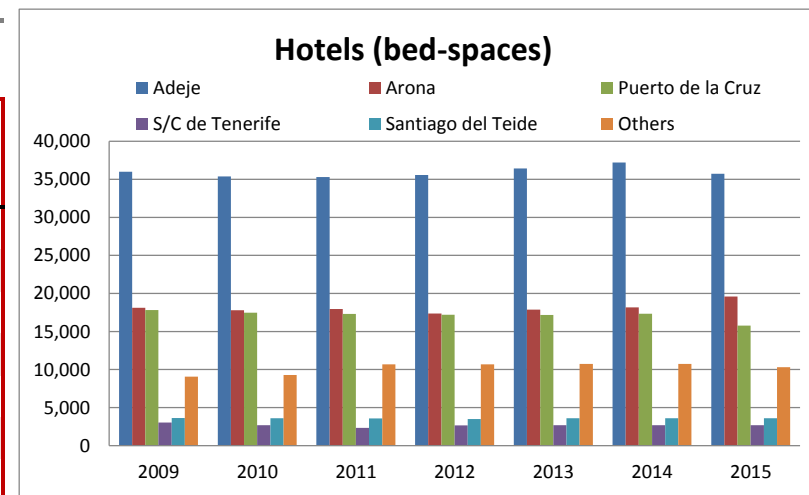
Tenerife: Tourist accommodation capacity by municipality

Historical data: 2009 - 2015



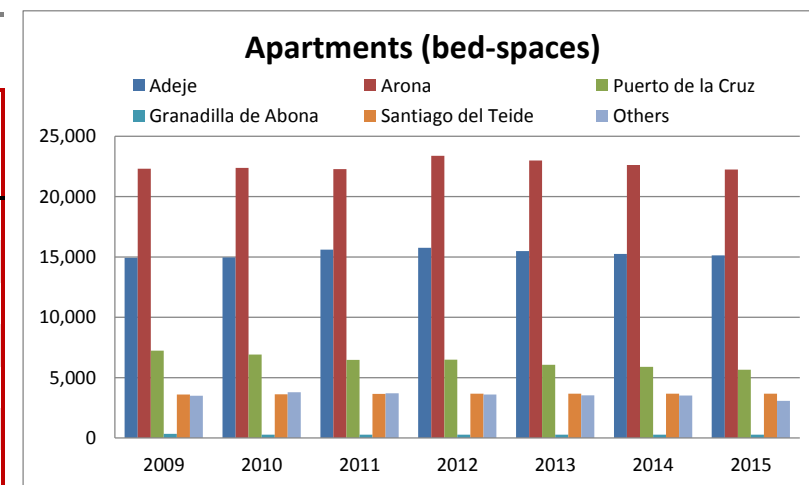
Hotel capacity: Bed-spaces

Year	ADEJE	ARONA (Los Cristianos, Playa de las Américas)	PUERTO DE LA CRUZ	SANTA CRUZ DE TENERIFE	SANTIAGO DEL TEIDE	Others	TENERIFE	Share of the Canary Islands
2009	35,986	18,109	17,816	3,027	3,622	9,078	87,637	37.6%
2010	35,369	17,797	17,480	2,691	3,593	9,286	86,216	36.5%
2011	35,289	17,966	17,297	2,346	3,573	10,692	87,162	36.6%
2012	35,569	17,351	17,192	2,664	3,493	10,696	86,965	36.6%
2013	36,437	17,888	17,182	2,700	3,613	10,738	88,558	36.7%
2014	37,212	18,161	17,336	2,693	3,613	10,740	89,754	36.6%
2015	35,740	19,601	15,779	2,695	3,613	10,307	87,736	35.9%



Apartment capacity: Bed-spaces

Year	ADEJE	ARONA (Los Cristianos, Playa de las Américas)	PUERTO DE LA CRUZ	GRANADILLA DE ABONA	SANTIAGO DEL TEIDE	Others	TENERIFE	Share of the Canary Islands
2009	14,925	22,314	7,233	345	3,602	3,493	51,912	26.0%
2010	14,960	22,373	6,916	276	3,609	3,781	51,915	26.5%
2011	15,613	22,287	6,463	276	3,646	3,705	51,989	26.9%
2012	15,765	23,376	6,488	276	3,675	3,594	53,174	27.3%
2013	15,480	22,998	6,063	276	3,675	3,533	52,025	27.8%
2014	15,242	22,625	5,895	276	3,675	3,515	51,227	28.4%
2015	15,135	22,242	5,659	276	3,675	3,081	50,068	29.1%



Sources: Encuestas de alojamiento turístico hotelero y extrahotelero (ISTAC).