

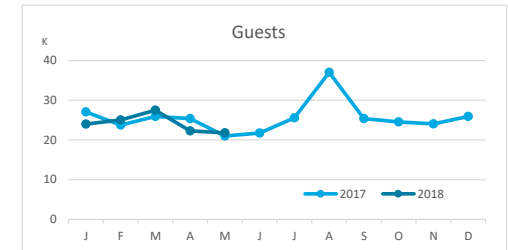
Main tourist accommodation indicators

LA PALMA (May 2018)



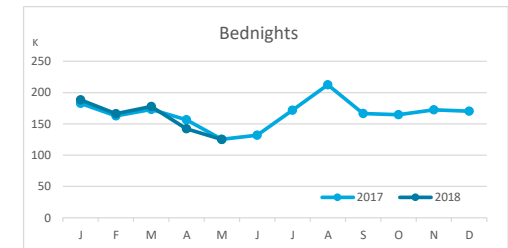
GUESTS BY ACCOMMODATION TYPE (*)

	Breakdown by accommodation type											
	TOTAL				Hotels				Apartments			
	Abroad	Mainland	Canary Islands	Total	Abroad	Mainland	Canary Islands	Total	Abroad	Mainland	Canary Islands	Total
Jan-May17	84,983	14,048	24,144	123,175	61,392	10,242	13,980	85,614	23,591	3,806	10,164	37,561
Jan-May18	81,995	13,293	25,354	120,642	59,494	10,127	15,863	85,484	22,501	3,166	9,491	35,158
Change	-2,988	-755	1,210	-2,533	-1,898	-115	1,883	-130	-1,090	-640	-673	-2,403
Change, %	-3.5%	-5.4%	5.0%	-2.1%	-3.1%	-1.1%	13.5%	-0.2%	-4.6%	-16.8%	-6.6%	-6.4%



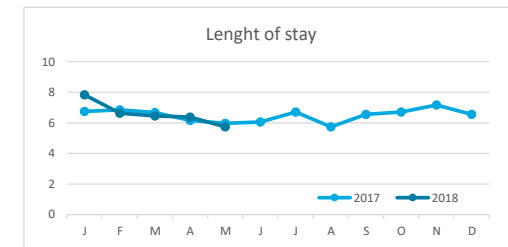
BEDNIGHTS

	Breakdown by accommodation type											
	TOTAL				Hotels				Apartments			
	Abroad	Mainland	Canary Islands	Total	Abroad	Mainland	Canary Islands	Total	Abroad	Mainland	Canary Islands	Total
Jan-May17	633,516	61,495	105,234	800,245	389,308	44,761	52,829	486,898	244,208	16,734	52,405	313,347
Jan-May18	651,947	51,006	96,533	799,486	420,380	37,554	49,234	507,168	231,567	13,452	47,299	292,318
Change	18,431	-10,489	-8,701	-759	31,072	-7,207	-3,595	20,270	-12,641	-3,282	-5,106	-21,029
Change, %	2.9%	-17.1%	-8.3%	-0.1%	8.0%	-16.1%	-6.8%	4.2%	-5.2%	-19.6%	-9.7%	-6.7%

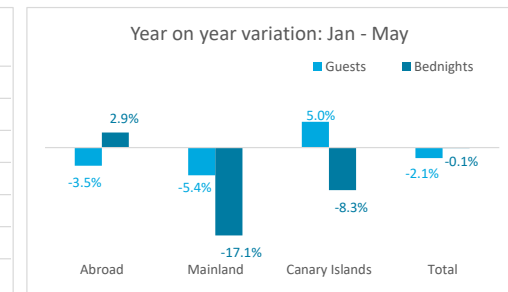
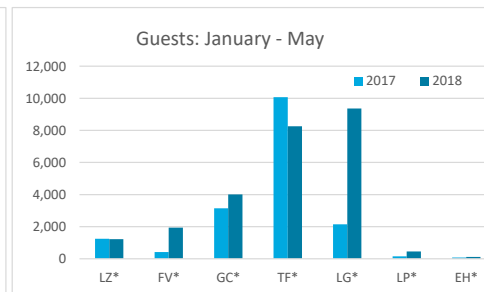
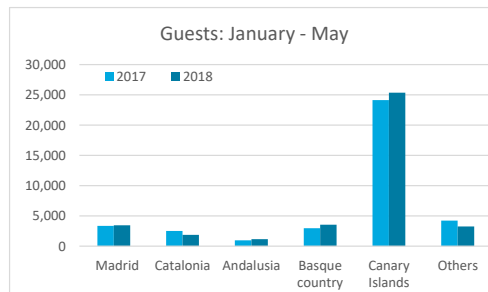
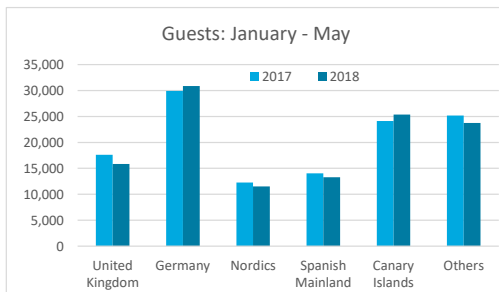


LENGHT OF STAY

	Breakdown by accommodation type											
	TOTAL				Hotels				Apartments			
	Abroad	Mainland	Canary Islands	Total	Abroad	Mainland	Canary Islands	Total	Abroad	Mainland	Canary Islands	Total
2016	8.3	5.3	3.8	6.5	7.3	5.1	2.7	5.8	10.4	5.8	5.2	7.9
2017	7.7	4.7	4.6	6.5	6.8	4.5	3.8	5.8	10.1	5.3	5.9	8.1
Change	-0.6	-0.6	0.8	-0.1	-0.5	-0.7	1.1	-0.1	-0.3	-0.5	0.7	0.2




GUESTS AND BEDNIGHTS BY PLACE OF RESIDENCE



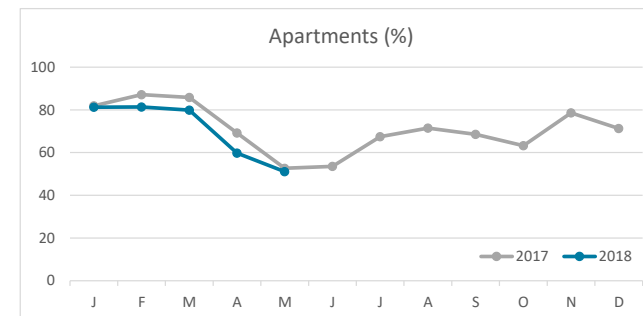
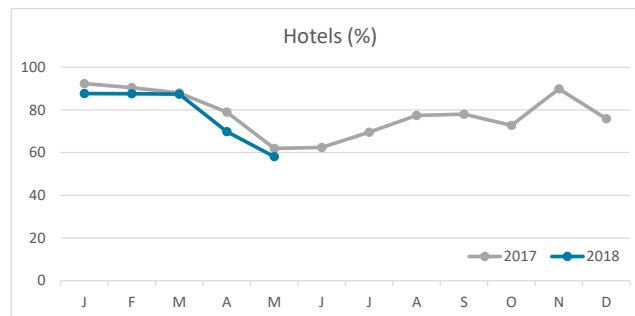
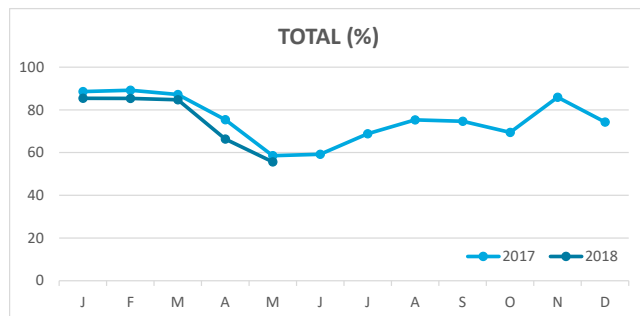
Note: LZ* (Lanzarote), FV* (Fuerteventura), GC* (Gran Canaria), TF* (Tenerife), LG* (La Gomera), LP* (La Palma) and EH* (El Hierro).

Main tourist accommodation indicators

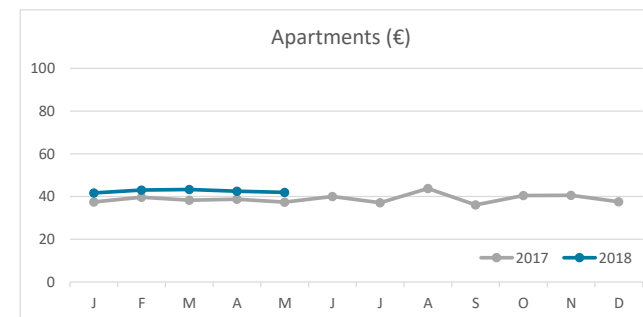
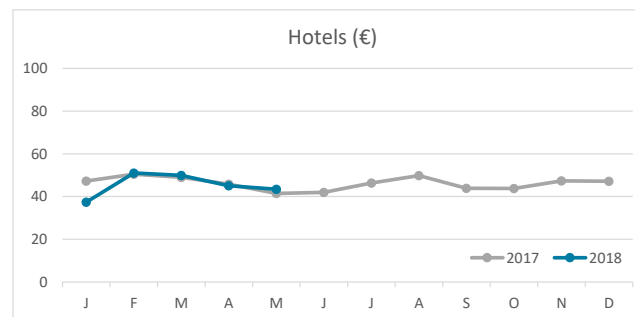
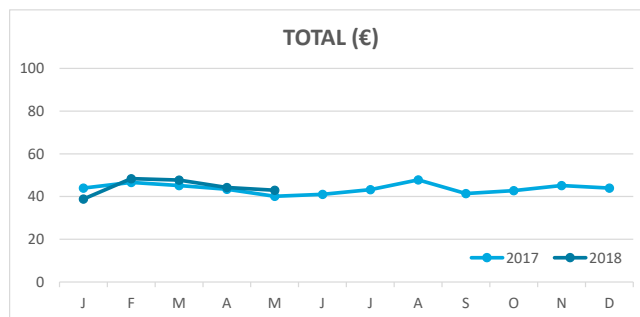
LA PALMA (May 2018)



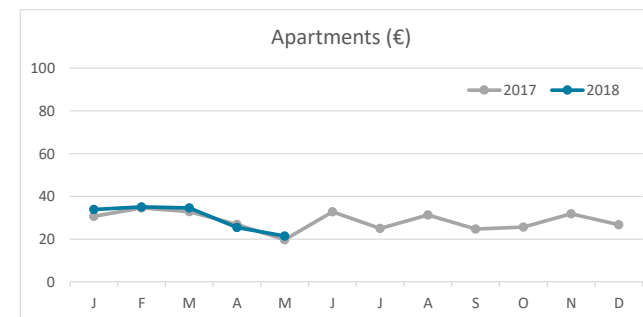
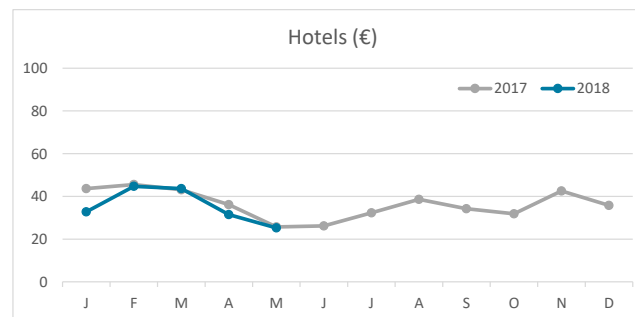
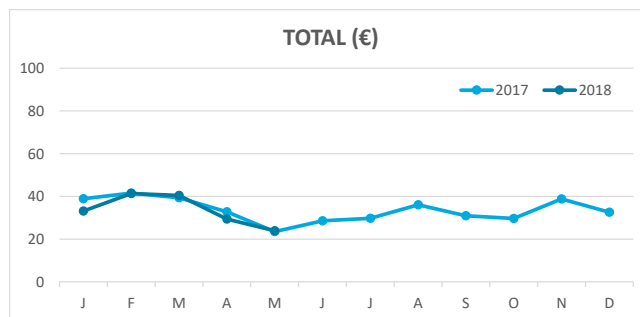
OCCUPANCY RATE PER ROOM / APARTMENT



ADR (Average Daily Rate)



REVPAR (Revenue Per Available Room)



Note: "Guests indicator" refers to number of guests checking in as new arrivals.
Source: Encuestas de Alojamiento Turístico (ISTAC)