

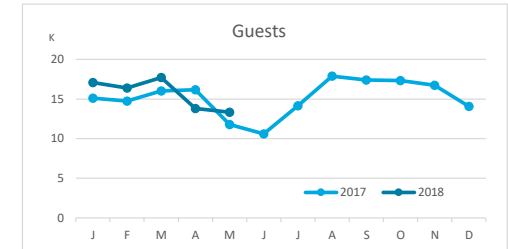
Main tourist accommodation indicators

LA GOMERA (January - May 2018)



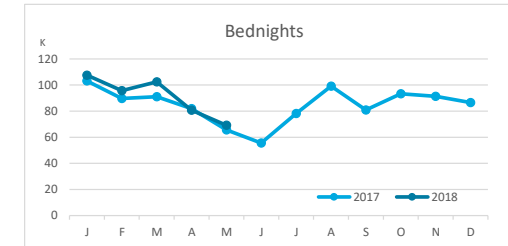
GUESTS BY ACCOMMODATION TYPE (*)

	Breakdown by accommodation type											
	TOTAL				Hotels				Apartments			
	Abroad	Mainland	Canary Islands	Total	Abroad	Mainland	Canary Islands	Total	Abroad	Mainland	Canary Islands	Total
Jan-May17	50,687	2,700	20,435	73,822	34,779	1,494	11,709	47,982	15,908	1,206	8,726	25,840
Jan-May18	52,261	2,807	23,247	78,315	32,276	1,778	13,343	47,397	19,985	1,029	9,904	30,918
Change	1,574	107	2,812	4,493	-2,503	284	1,634	-585	4,077	-177	1,178	5,078
Change, %	3.1%	4.0%	13.8%	6.1%	-7.2%	19.0%	14.0%	-1.2%	25.6%	-14.7%	13.5%	19.7%



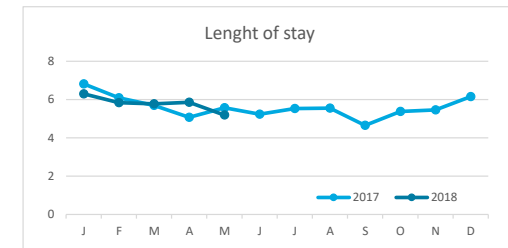
BEDNIGHTS

	Breakdown by accommodation type											
	TOTAL				Hotels				Apartments			
	Abroad	Mainland	Canary Islands	Total	Abroad	Mainland	Canary Islands	Total	Abroad	Mainland	Canary Islands	Total
Jan-May17	371,801	7,069	52,755	431,625	212,565	3,163	23,153	238,881	159,236	3,906	29,602	192,744
Jan-May18	387,969	6,650	61,095	455,714	200,609	3,911	27,376	231,896	187,360	2,739	33,719	223,818
Change	16,168	-419	8,340	24,089	-11,956	748	4,223	-6,985	28,124	-1,167	4,117	31,074
Change, %	4.3%	-5.9%	15.8%	5.6%	-5.6%	23.6%	18.2%	-2.9%	17.7%	-29.9%	13.9%	16.1%

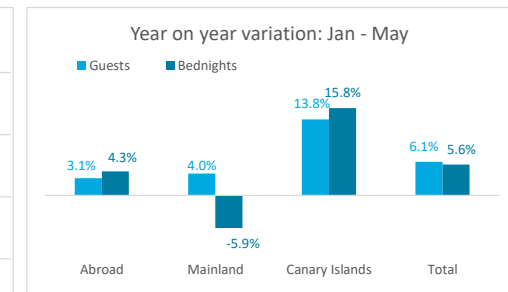
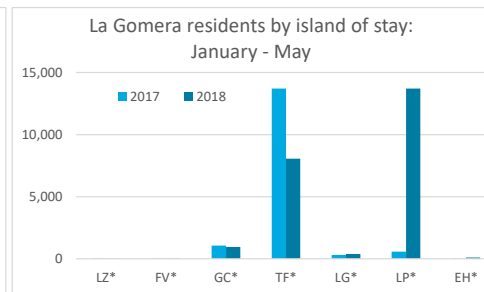
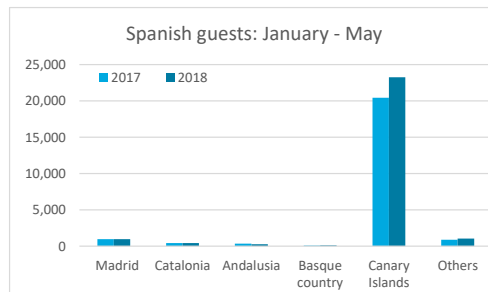
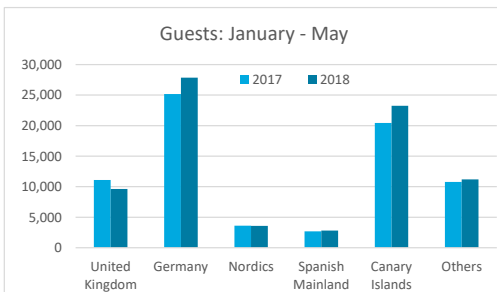


LENGHT OF STAY

	Breakdown by accommodation type											
	TOTAL				Hotels				Apartments			
	Abroad	Mainland	Canary Islands	Total	Abroad	Mainland	Canary Islands	Total	Abroad	Mainland	Canary Islands	Total
2016	7.4	3.8	2.8	5.7	6.3	2.8	2.2	4.9	9.5	4.7	3.7	7.1
2017	7.5	2.8	2.9	5.6	6.4	2.7	2.3	4.9	9.5	2.8	3.7	6.6
Change	0.1	-1.1	0.2	-0.1	0.1	-0.1	0.1	0.0	0.0	-1.8	0.0	-0.5



GUESTS AND BEDNIGHTS BY PLACE OF RESIDENCE



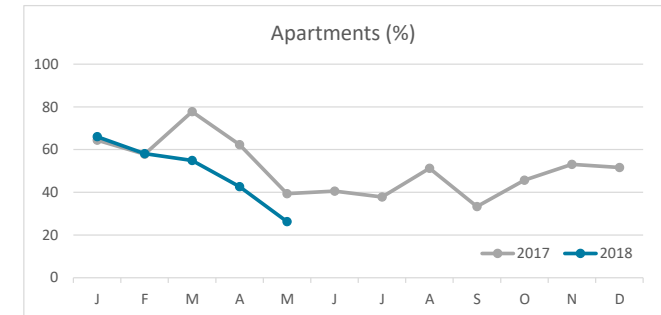
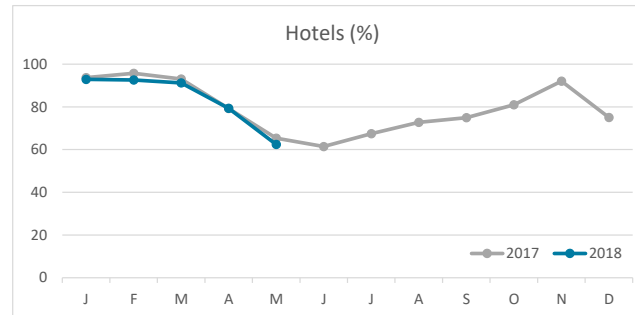
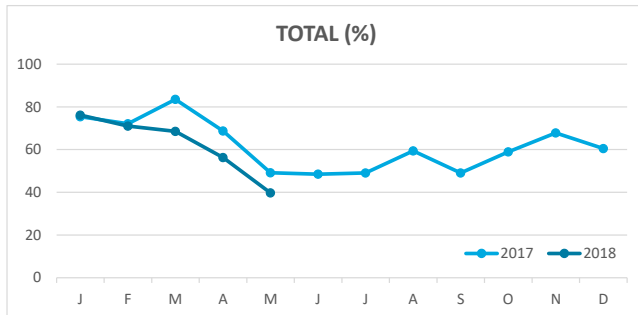
Note: LZ* (Lanzarote), FV* (Fuerteventura), GC* (Gran Canaria), TF* (Tenerife), LG* (La Gomera), LP* (La Palma) and EH* (El Hierro).

Main tourist accommodation indicators

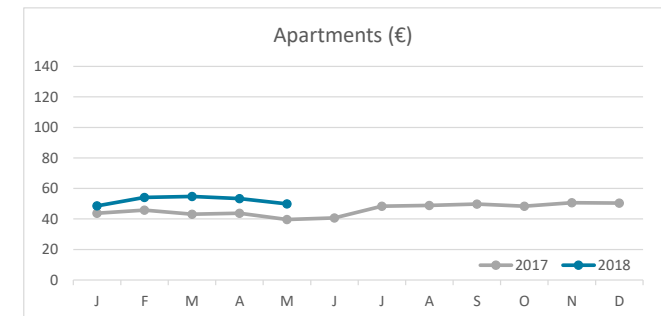
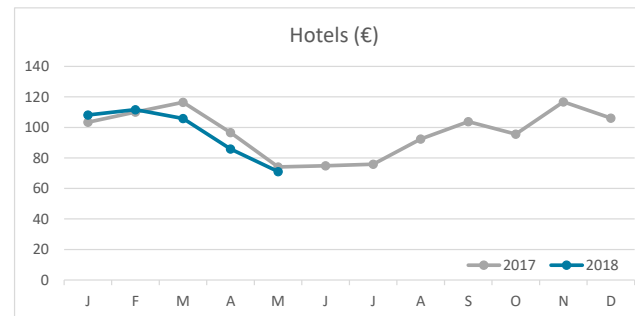
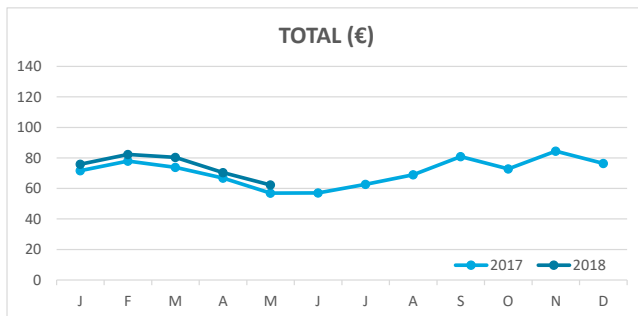
LA GOMERA (January - May 2018)



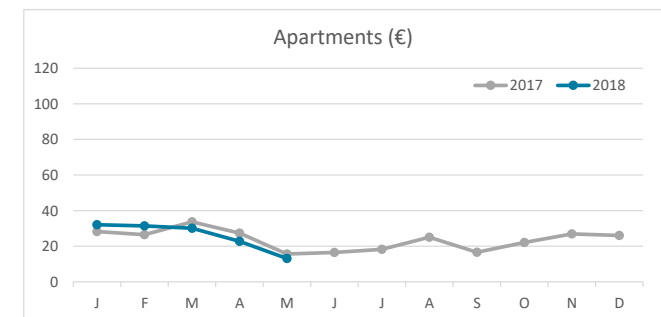
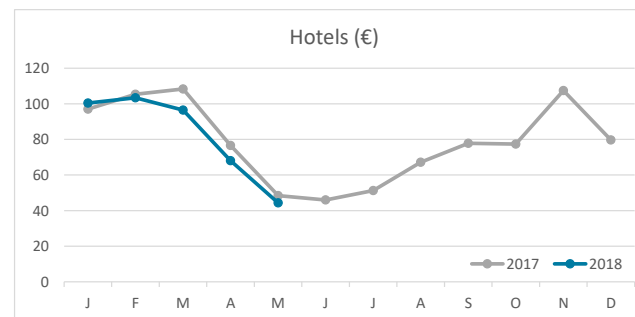
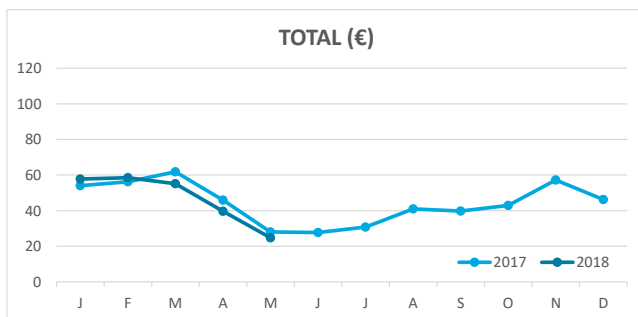
OCCUPANCY RATE PER ROOM / APARTMENT



ADR (Average Daily Rate)



REVPAR (Revenue Per Available Room)



Note: "Guests indicator" refers to number of guests checking in as new arrivals.
 Source: Encuestas de Alojamiento Turístico (ISTAC)