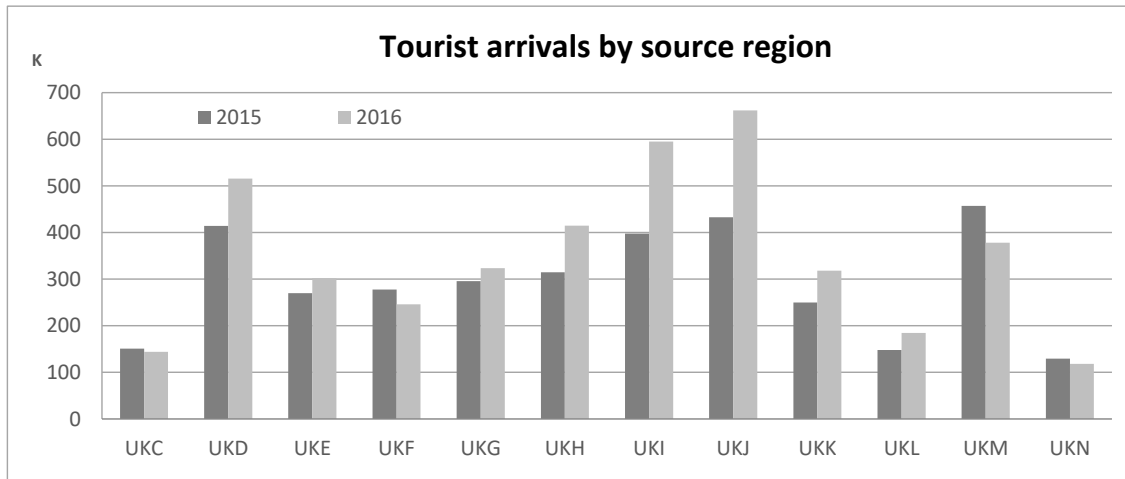


Tourist arrivals by source region United Kingdom (2016)

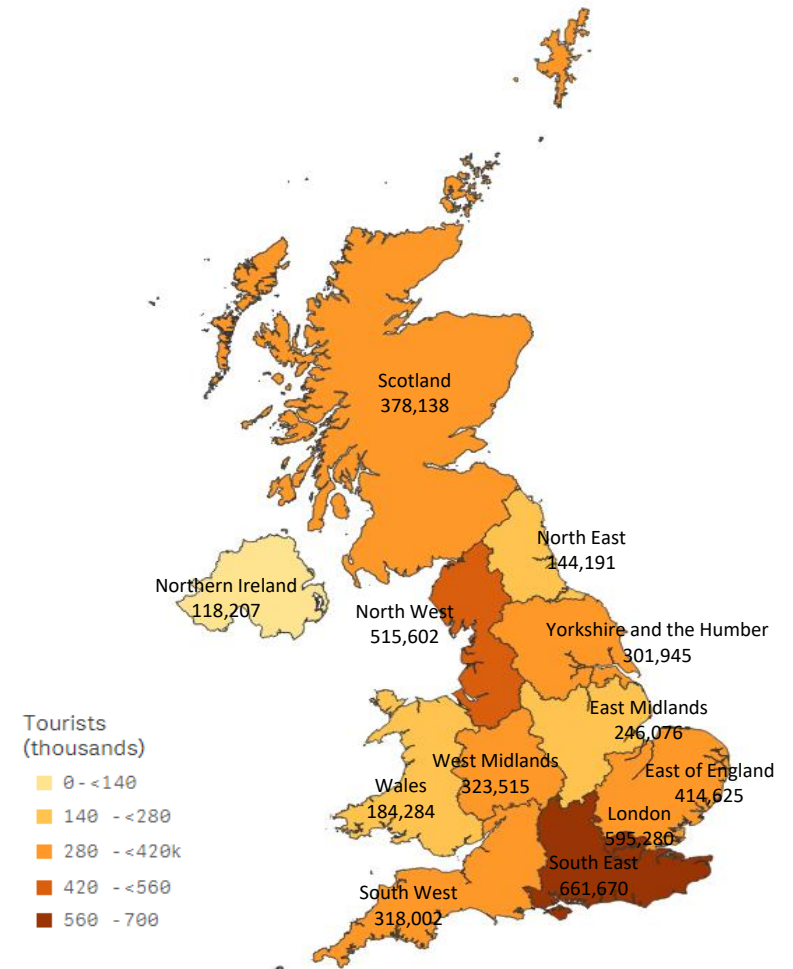


CANARY ISLANDS: tourist arrivals by source region (NUTS1)




Code	Region (NUTS1)	Main cities	Weight
UKC	North-East	Teesside y Newcastle	3.4%
UKD	North-West	Manchester y Liverpool	12.2%
UKE	Yorkshire and The Humber	Leeds y Sheffield	7.1%
UKF	East Midlands	Nottingham	5.8%
UKG	West Midlands	Birmingham	7.7%
UKH	East of England	Cambridge	9.8%
UKI	London	London	14.1%
UKJ	South-East	Oxford	15.6%
UKK	South-West	Bristol y Bath	7.5%
UKL	Wales	Cardiff	4.4%
UKM	Scotland	Glasgow y Edinburgh	8.9%
UKN	Northern Ireland	Belfast	2.8%

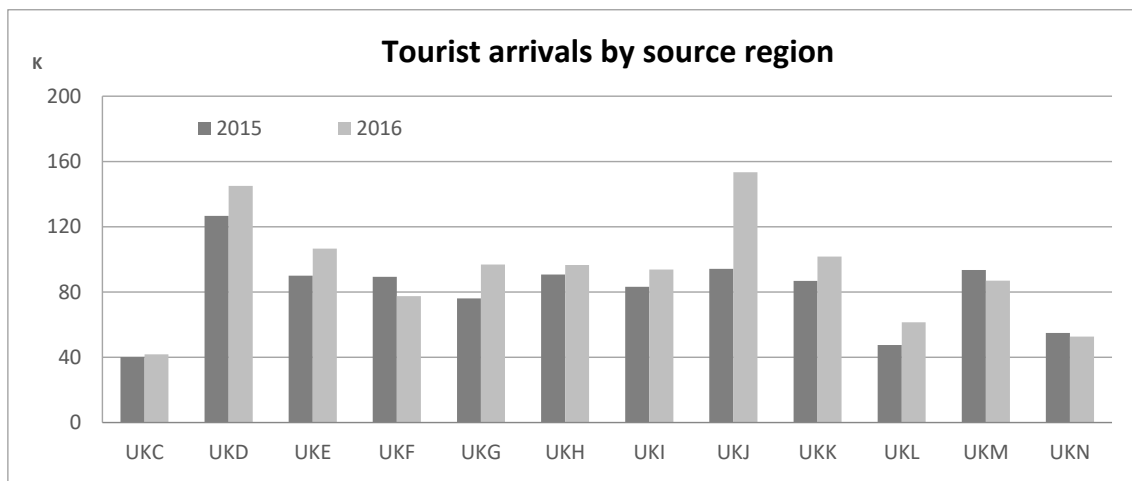
Source: ISTAC (Encuesta sobre el Gasto Turístico).



Tourist arrivals by source region United Kingdom (2016)

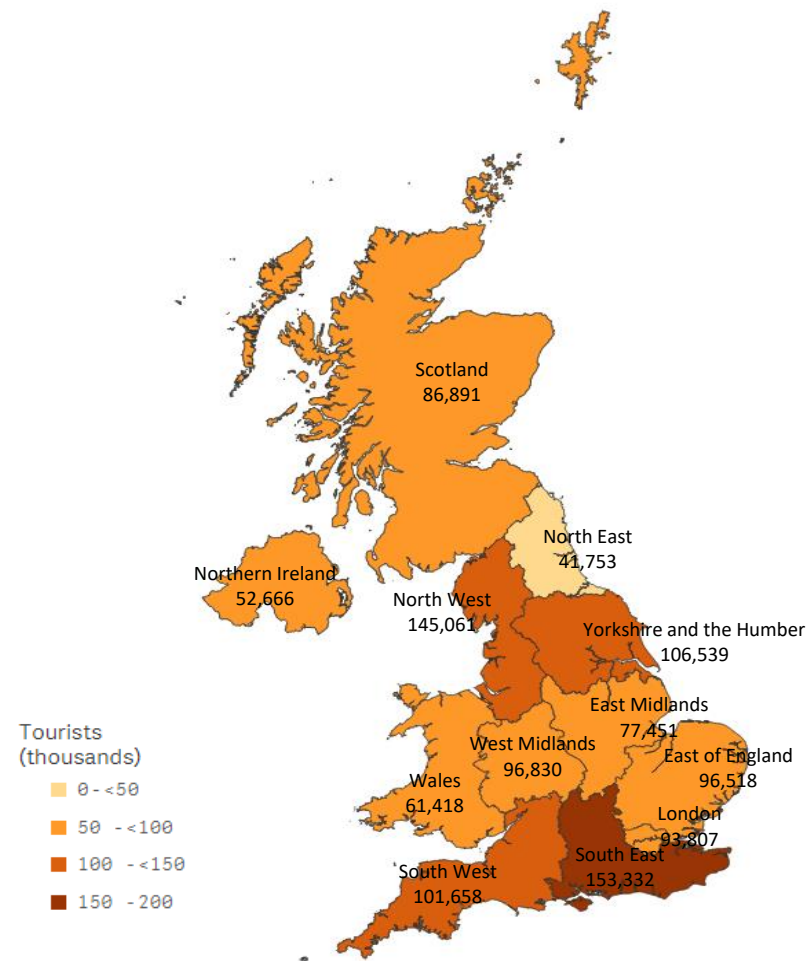


LANZAROTE: tourist arrivals by source region (NUTS1)




Code	Region (NUTS1)	Main cities	Weight
UKC	North-East	Teesside y Newcastle	3.7%
UKD	North-West	Manchester y Liverpool	13.0%
UKE	Yorkshire and The Humber	Leeds y Sheffield	9.5%
UKF	East Midlands	Nottingham	6.9%
UKG	West Midlands	Birmingham	8.7%
UKH	East of England	Cambridge	8.6%
UKI	London	London	8.4%
UKJ	South-East	Oxford	13.7%
UKK	South-West	Bristol y Bath	9.1%
UKL	Wales	Cardiff	5.5%
UKM	Scotland	Glasgow y Edinburgh	7.8%
UKN	Northern Ireland	Belfast	4.7%

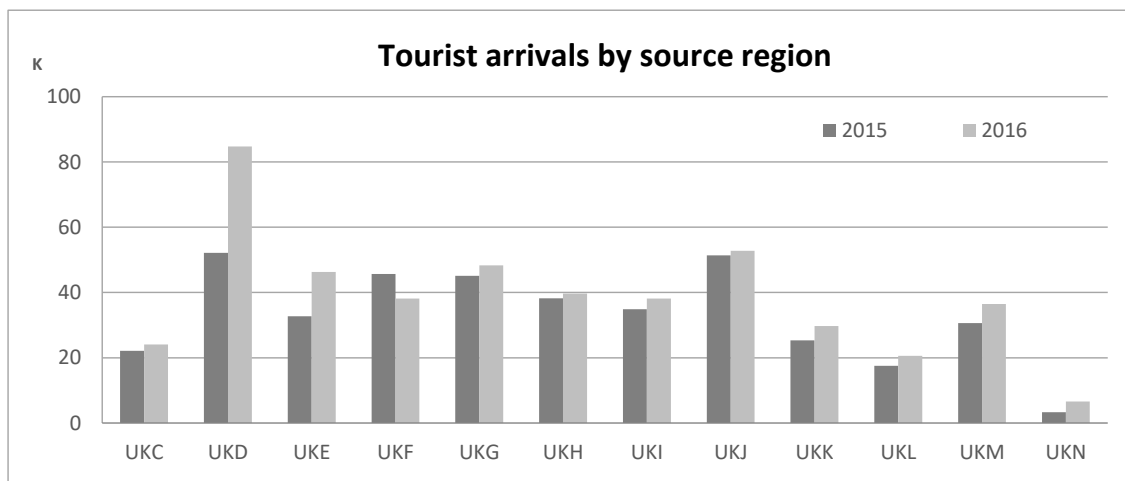
Source: ISTAC (Encuesta sobre el Gasto Turístico).



Tourist arrivals by source region United Kingdom (2016)

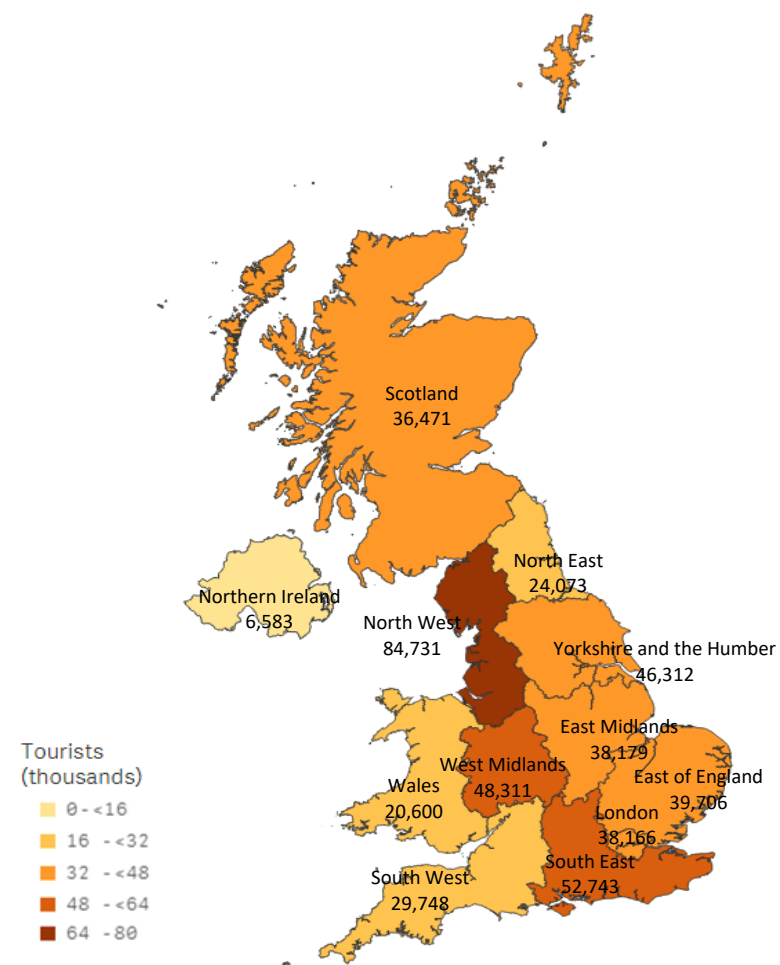


FUERTEVENTURA: tourist arrivals by source region (NUTS1)




Code	Region (NUTS1)	Main cities	Weight
UKC	North-East	Teesside y Newcastle	5.2%
UKD	North-West	Manchester y Liverpool	18.1%
UKE	Yorkshire and The Humber	Leeds y Sheffield	9.9%
UKF	East Midlands	Nottingham	8.2%
UKG	West Midlands	Birmingham	10.3%
UKH	East of England	Cambridge	8.5%
UKI	London	London	8.2%
UKJ	South-East	Oxford	11.3%
UKK	South-West	Bristol y Bath	6.4%
UKL	Wales	Cardiff	4.4%
UKM	Scotland	Glasgow y Edinburgh	7.8%
UKN	Northern Ireland	Belfast	1.4%

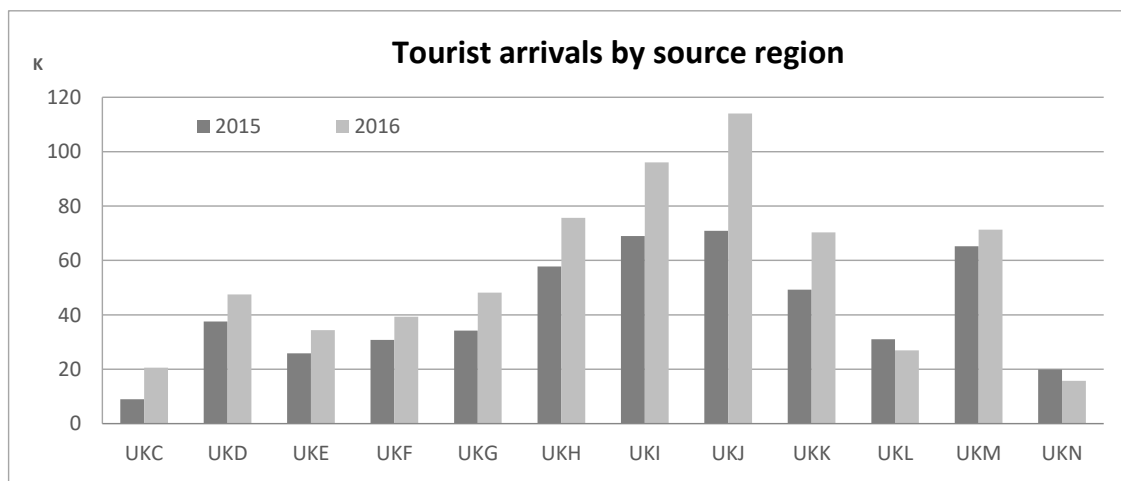
Source: ISTAC (Encuesta sobre el Gasto Turístico).



Tourist arrivals by source region United Kingdom (2016)

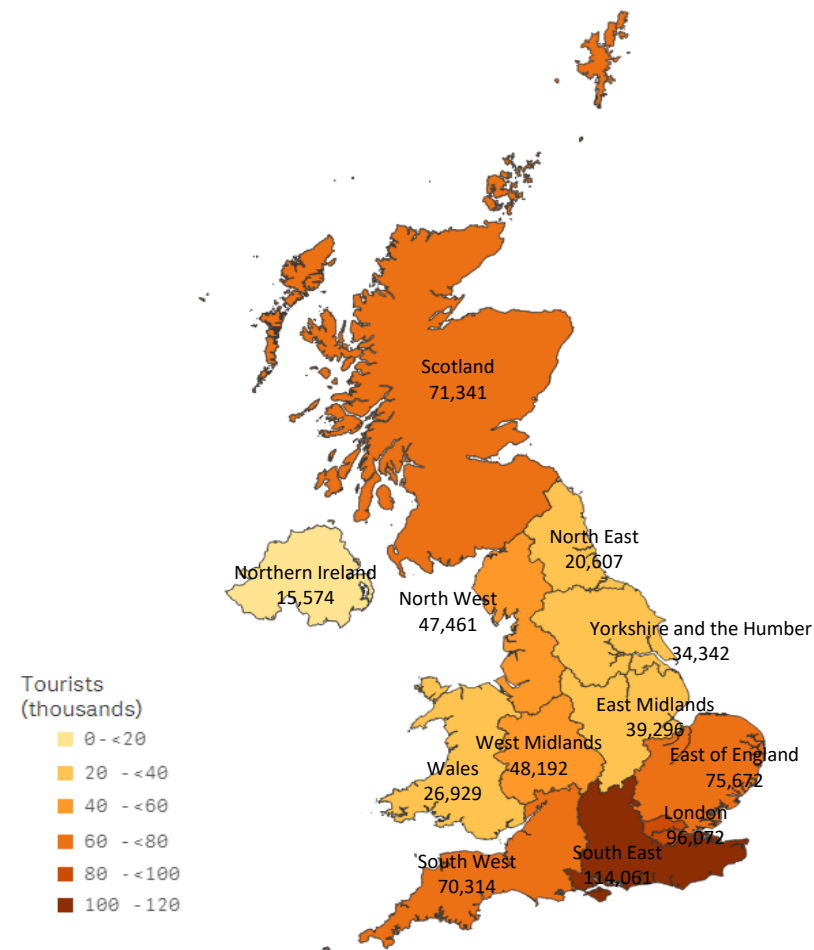


GRAN CANARIA: tourist arrivals by source region (NUTS1)



Code	Region (NUTS1)	Main cities	Weight
UKC	North-East	Teesside y Newcastle	3.1%
UKD	North-West	Manchester y Liverpool	7.2%
UKE	Yorkshire and The Humber	Leeds y Sheffield	5.2%
UKF	East Midlands	Nottingham	5.9%
UKG	West Midlands	Birmingham	7.3%
UKH	East of England	Cambridge	11.4%
UKI	London	London	14.5%
UKJ	South-East	Oxford	17.2%
UKK	South-West	Bristol y Bath	10.6%
UKL	Wales	Cardiff	4.1%
UKM	Scotland	Glasgow y Edinburgh	10.8%
UKN	Northern Ireland	Belfast	2.4%

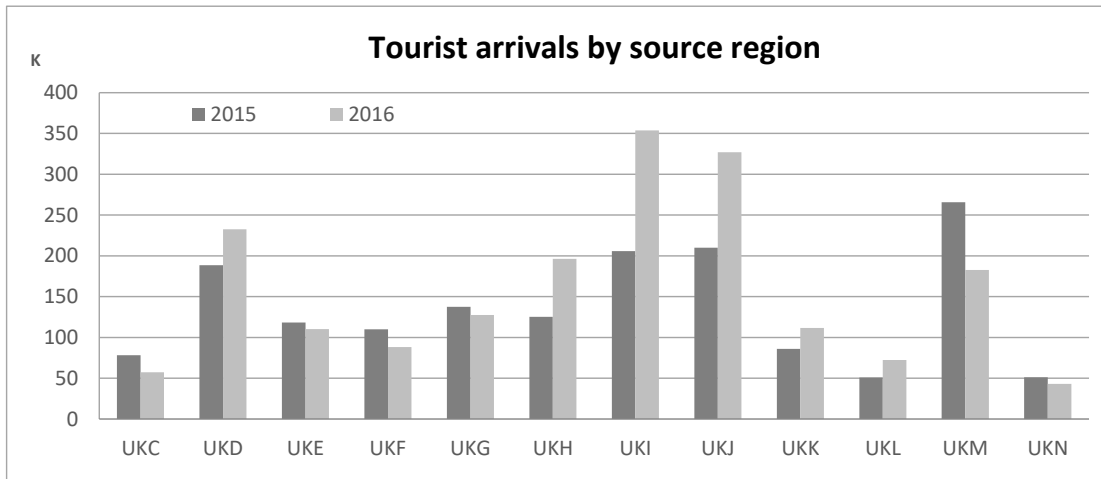
Source: ISTAC (Encuesta sobre el Gasto Turístico).



Tourist arrivals by source region United Kingdom (2016)

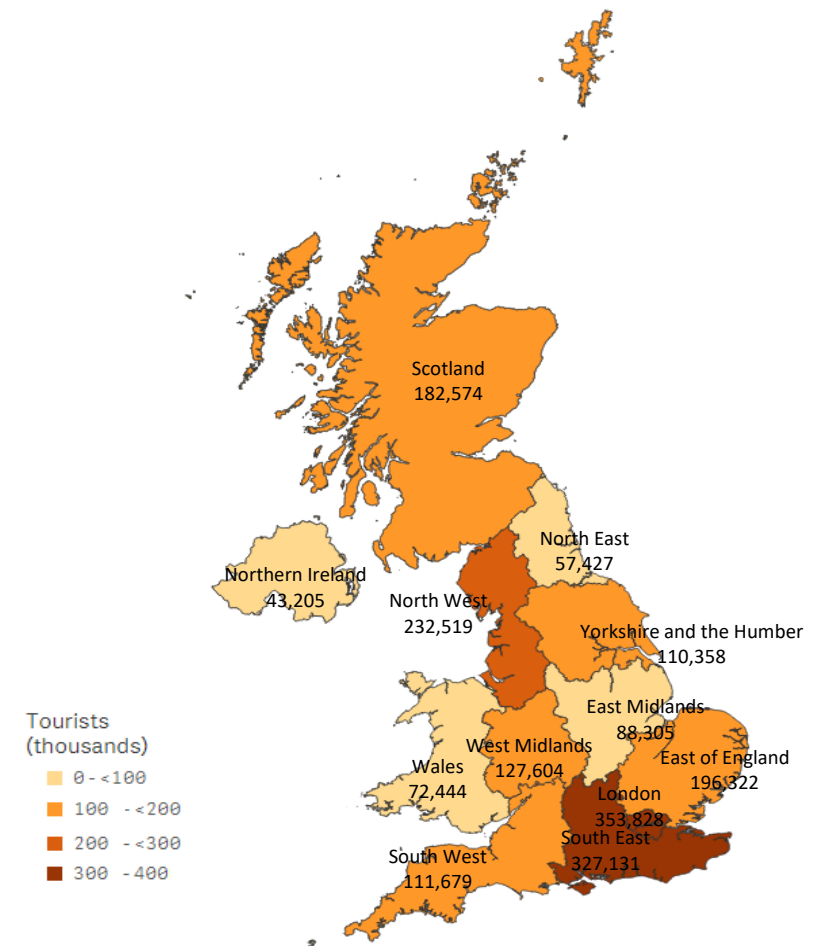


TENERIFE: tourist arrivals by source region (NUTS1)




Code	Region (NUTS1)	Main cities	Weight
UKC	North-East	Teesside y Newcastle	3.0%
UKD	North-West	Manchester y Liverpool	12.1%
UKE	Yorkshire and The Humber	Leeds y Sheffield	5.7%
UKF	East Midlands	Nottingham	4.6%
UKG	West Midlands	Birmingham	6.6%
UKH	East of England	Cambridge	10.2%
UKI	London	London	18.4%
UKJ	South-East	Oxford	17.0%
UKK	South-West	Bristol y Bath	5.8%
UKL	Wales	Cardiff	3.8%
UKM	Scotland	Glasgow y Edinburgh	9.5%
UKN	Northern Ireland	Belfast	2.2%

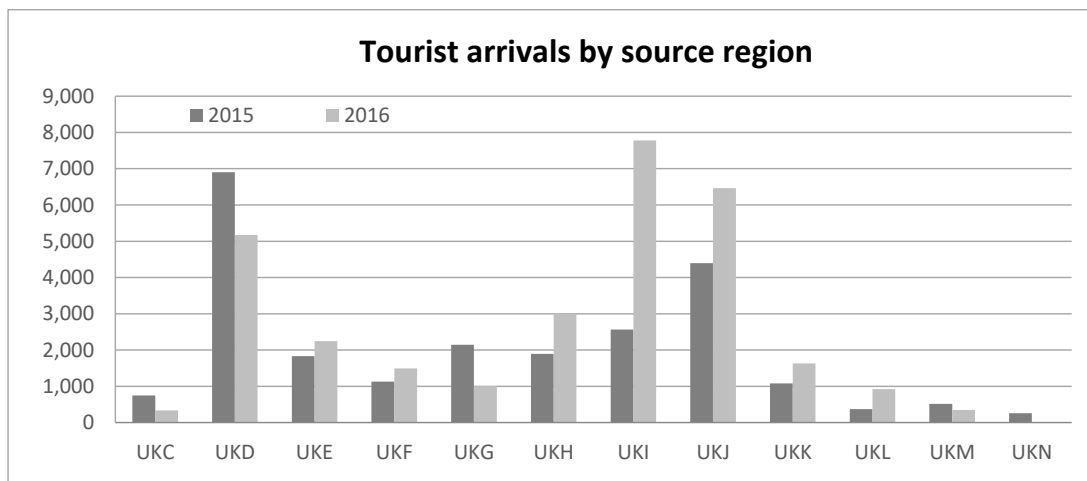
Source: ISTAC (Encuesta sobre el Gasto Turístico).



Tourist arrivals by source region United Kingdom (2016)



LA PALMA: tourist arrivals by source region (NUTS1)



Code	Region (NUTS1)	Main cities	Weight
UKC	North-East	Teesside y Newcastle	1.1%
UKD	North-West	Manchester y Liverpool	17.0%
UKE	Yorkshire and The Humber	Leeds y Sheffield	7.4%
UKF	East Midlands	Nottingham	4.9%
UKG	West Midlands	Birmingham	3.3%
UKH	East of England	Cambridge	9.9%
UKI	London	London	25.6%
UKJ	South-East	Oxford	21.3%
UKK	South-West	Bristol y Bath	5.4%
UKL	Wales	Cardiff	3.0%
UKM	Scotland	Glasgow y Edinburgh	1.1%
UKN	Northern Ireland	Belfast	0.0%

Source: ISTAC (Encuesta sobre el Gasto Turístico).

