


Tourist accommodation indicators by tourist areas

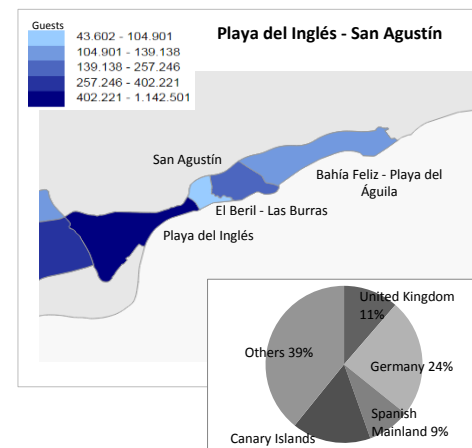
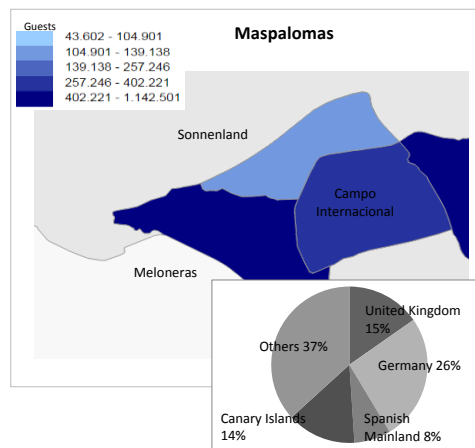
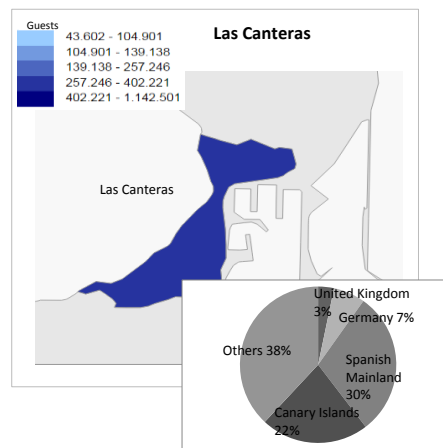
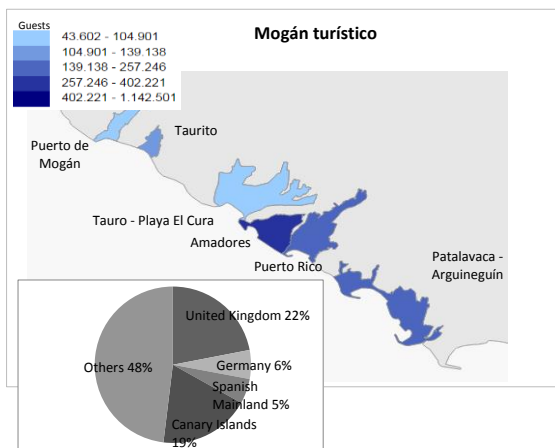
Gran Canaria (2015)



GUESTS IN ACCOMMODATION


Tourist areas	Mogán turístico						Las Canteras	Maspalomas			Playa del Inglés-San Agustín				Others	Gran Canaria
	Puerto de Mogán	Taurito	Tauro-Playa el Cura	Amadores	Puerto Rico	Patalavaca-Arguineguín	Las Canteras	Meloneras	Sonnenland	Campo Internacional	Playa del Inglés	El Beril-Las Burras	San Agustín	Bahía Feliz-Playa del Águila		
Abroad	40,600	103,175	60,292	202,108	170,881	106,539	131,468	335,922	95,262	184,723	860,566	30,575	115,397	79,426	79,032	2,595,966
- United Kingdom	11,336	40,459	18,972	67,122	43,308	16,358	8,995	49,723	27,706	43,063	130,470	2,780	15,384	15,791	13,853	505,320
- Germany	10,116	14,397	5,878	13,822	1,833	7,632	18,005	137,641	25,398	42,706	299,834	10,061	36,923	6,999	18,104	649,349
- Others	19,148	48,319	35,442	121,164	125,740	82,549	104,468	148,558	42,158	98,954	430,262	17,734	63,090	56,636	47,075	1,441,297
Spain	15,287	20,498	14,650	56,813	75,981	32,599	143,064	66,299	33,511	72,523	281,935	13,027	42,849	25,475	97,041	991,552
- Spanish Mainland	7,951	8,738	2,348	16,011	7,938	3,571	81,699	29,043	4,298	26,405	105,389	5,749	11,090	5,324	41,354	356,908
- Canary Islands	7,336	11,760	12,302	40,802	68,043	29,028	61,365	37,256	29,213	46,118	176,546	7,278	31,759	20,151	55,687	634,644
Total	55,887	123,673	74,942	258,921	246,862	139,138	274,532	402,221	128,773	257,246	1,142,501	43,602	158,246	104,901	176,073	3,587,518

Tourist areas	Mogán turístico						Las Canteras	Maspalomas			Playa del Inglés-San Agustín				Others	Gran Canaria
	Puerto de Mogán	Taurito	Tauro-Playa el Cura	Amadores	Puerto Rico	Patalavaca-Arguineguín	Las Canteras	Meloneras	Sonnenland	Campo Internacional	Playa del Inglés	El Beril-Las Burras	San Agustín	Bahía Feliz-Playa del Águila		
Abroad	72.6%	83.4%	80.5%	78.1%	69.2%	76.6%	47.9%	83.5%	74.0%	71.8%	75.3%	70.1%	72.9%	75.7%	44.9%	72.4%
- United Kingdom	20.3%	32.7%	25.3%	25.9%	17.5%	11.8%	3.3%	12.4%	21.5%	16.7%	11.4%	6.4%	9.7%	15.1%	7.9%	14.1%
- Germany	18.1%	11.6%	7.8%	5.3%	0.7%	5.5%	6.6%	34.2%	19.7%	16.6%	26.2%	23.1%	23.3%	6.7%	10.3%	18.1%
- Others	34.3%	39.1%	47.3%	46.8%	50.9%	59.3%	38.1%	36.9%	32.7%	38.5%	37.7%	40.7%	39.9%	54.0%	26.7%	40.2%
Spain	27.4%	16.6%	19.5%	21.9%	30.8%	23.4%	52.1%	16.5%	26.0%	28.2%	24.7%	29.9%	27.1%	24.3%	55.1%	27.6%
- Spanish Mainland	14.2%	7.1%	3.1%	6.2%	3.2%	2.6%	29.8%	7.2%	3.3%	10.3%	9.2%	13.2%	7.0%	5.1%	23.5%	9.9%
- Canary Islands	13.1%	9.5%	16.4%	15.8%	27.6%	20.9%	22.4%	9.3%	22.7%	17.9%	15.5%	16.7%	20.1%	19.2%	31.6%	17.7%
Total	100%	100%	100%	100%	100%	100%	100%	100%	100%	100%	100%	100%	100%	100%	100%	100%



Tourist accommodation indicators by tourist areas

Gran Canaria (2015)



Other indicators

Tourist areas	Mogán turístico						Las Canteras	Maspalomas			Playa del Inglés-San Agustín				Others	Gran Canaria
	Puerto de Mogán	Taurito	Tauro-Playa el Cura	Amadores	Puerto Rico	Patalavaca-Arguineguín	Las Canteras	Meloneras	Sonnenland	Campo Internacional	Playa del Inglés	El Beril-Las Burras	San Agustín	Bahía Feliz-Playa del Águila		
Bednights																
Abroad	347,308	887,322	500,963	1,817,354	1,744,276	1,196,348	661,469	3,054,892	995,554	1,749,665	8,546,712	297,466	1,062,128	683,237	377,886	23,922,580
- United Kingdom	91,524	346,279	163,816	592,253	396,030	224,417	42,092	469,868	273,634	376,075	1,143,798	23,512	135,242	140,351	83,601	4,502,492
- Germany	96,539	130,474	46,581	156,043	16,673	106,235	101,927	1,319,886	283,017	481,655	3,390,957	110,597	410,029	84,435	109,017	6,844,065
- Others	159,245	410,569	290,566	1,069,058	1,331,573	865,696	517,450	1,265,138	438,903	891,935	4,011,957	163,357	516,857	458,451	185,268	12,576,023
Spain	58,258	74,633	58,306	235,568	308,914	132,056	429,294	333,067	248,622	353,801	1,503,484	71,416	199,208	107,927	219,725	4,334,279
- Spanish Mainland	31,009	38,772	12,831	78,308	31,992	24,120	270,783	165,540	38,985	144,023	666,921	35,508	55,236	26,054	104,941	1,725,023
- Canary Islands	27,249	35,861	45,475	157,260	276,922	107,936	158,511	167,527	209,637	209,778	836,563	35,908	143,972	81,873	114,784	2,609,256
Total	405,566	961,955	559,269	2,052,922	2,053,190	1,328,404	1,090,763	3,387,959	1,244,176	2,103,466	10,050,196	368,882	1,261,336	791,164	597,611	28,256,859

Tourist areas	Mogán turístico						Las Canteras	Maspalomas			Playa del Inglés-San Agustín				Others	Gran Canaria
	Puerto de Mogán	Taurito	Tauro-Playa el Cura	Amadores	Puerto Rico	Patalavaca-Arguineguín	Las Canteras	Meloneras	Sonnenland	Campo Internacional	Playa del Inglés	El Beril-Las Burras	San Agustín	Bahía Feliz-Playa del Águila		
Length of stay																
Abroad	8.6	8.6	8.3	9.0	10.2	11.2	5.0	9.1	10.5	9.5	9.9	9.7	9.2	8.6	4.8	9.2
- United Kingdom	8.1	8.6	8.6	8.8	9.1	13.7	4.7	9.5	9.9	8.7	8.8	8.5	8.8	8.9	6.0	8.9
- Germany	9.5	9.1	7.9	11.3	9.1	13.9	5.7	9.6	11.1	11.3	11.3	11.0	11.1	12.1	6.0	10.5
Spain	3.8	3.6	4.0	4.2	4.1	4.1	3.0	5.0	7.4	4.9	5.3	5.5	4.7	4.2	2.3	4.4
- Canary Islands	3.7	3.1	3.7	3.9	4.1	3.7	2.6	4.5	7.2	4.6	4.7	4.9	4.5	4.1	2.1	4.1
Total	7.3	7.8	7.5	7.9	8.3	9.6	4.0	8.4	9.7	8.2	8.8	8.5	8.0	7.5	3.4	7.9

Tourist areas	Mogán turístico						Las Canteras	Maspalomas			Playa del Inglés-San Agustín				Others	Gran Canaria
	Puerto de Mogán	Taurito	Tauro-Playa el Cura	Amadores	Puerto Rico	Patalavaca-Arguineguín	Las Canteras	Meloneras	Sonnenland	Campo Internacional	Playa del Inglés	El Beril-Las Burras	San Agustín	Bahía Feliz-Playa del Águila		
ADR (€)	70.5	65.6	52.9	69.2	57.2	59.4	59.9	152.7	45.1	58.7	65.1	79.7	93.5	91.8	78.5	76.2
RevPar (€)	53.8	54.6	34.9	52.1	35.8	47.2	38.5	133.1	29.5	39.0	45.8	50.9	65.9	58.0	50.3	54.1
Bed-space occupancy rate (%)	57.3	80.1	44.0	60.6	50.0	78.7	48.3	86.1	54.9	52.4	56.7	49.4	58.2	54.3	50.2	58.7
Occupancy rate per room/apt. (%)	76.3	83.2	66.1	75.4	62.5	79.6	64.4	87.2	65.5	66.5	70.4	63.9	70.6	63.2	64.1	71.1
Tourist population⁽¹⁾	1,111	2,635	1,532	5,624	5,625	3,639	2,988	9,282	3,409	5,763	27,535	1,011	3,456	2,168	1,637	77,416
Employment	244	517	342	1,014	787	643	688	2,953	561	1,042	5,249	218	809	512	684	16,263

Source: Encuestas de Alojamiento Turístico (ISTAC).

⁽¹⁾ Equivalent tourist population is obtained by dividing the total number of bednights during the reference period by 365 days (366 in case of leap year).